


Catalogue 72:
Medicine, Science, Aerospace
Middle-East and West
With a Collection by James Graham
of “The Celestial Bed” Fame



HistoryofScience.com

Jeremy Norman & Co., Inc.

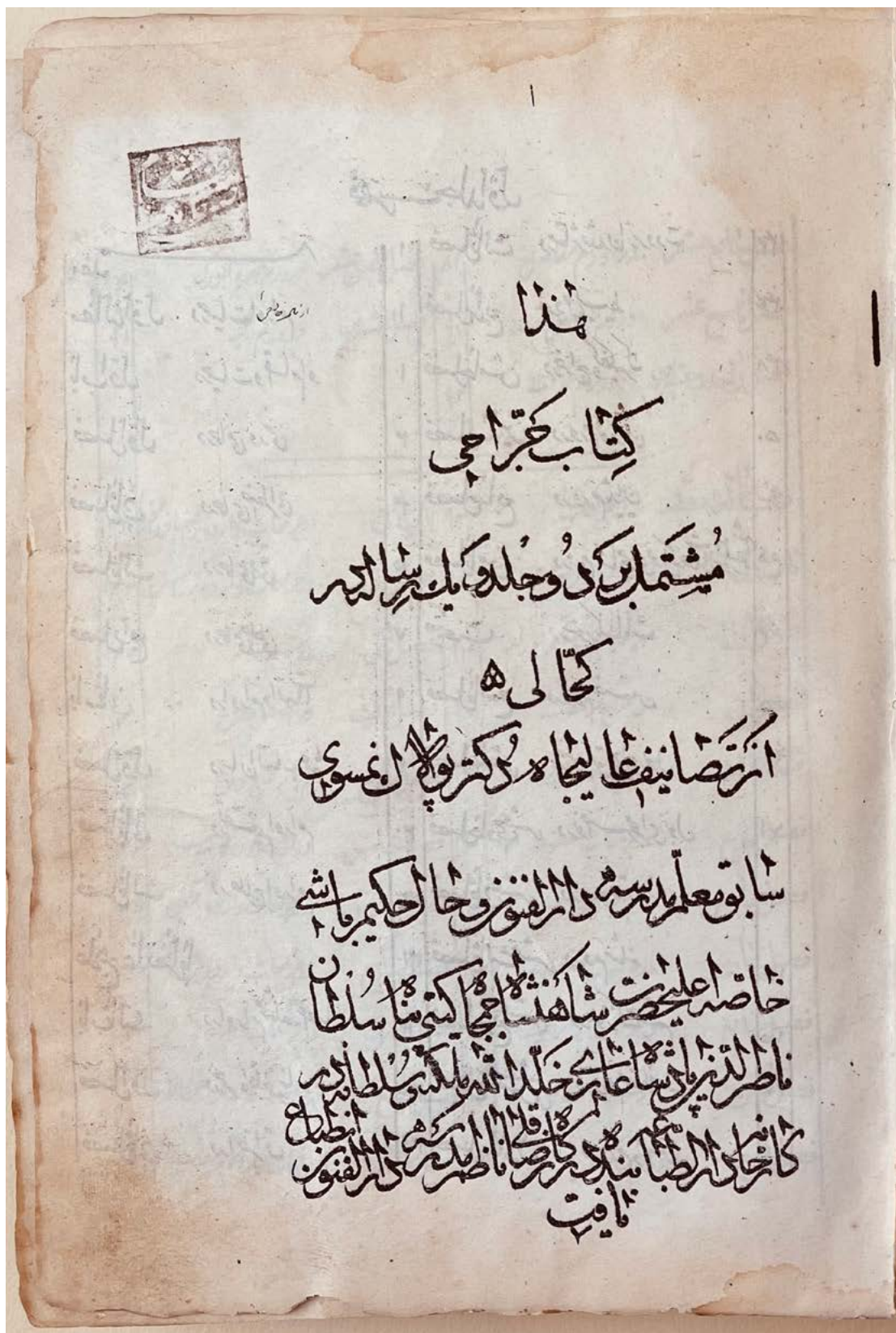
P.O. Box 867

Novato, CA 94948

Voice: (415) 892-3181

Cell: (415) 225-3954

Email: orders@jnorman.com



منا

کتاب جراحی

میشمار کی و جلد و یک سئال

کمالی

انتر صانیف علیا لیاہ لکڑی و لانسوی

سایتو علم سہی الرفق و حال حکیم پاشہ

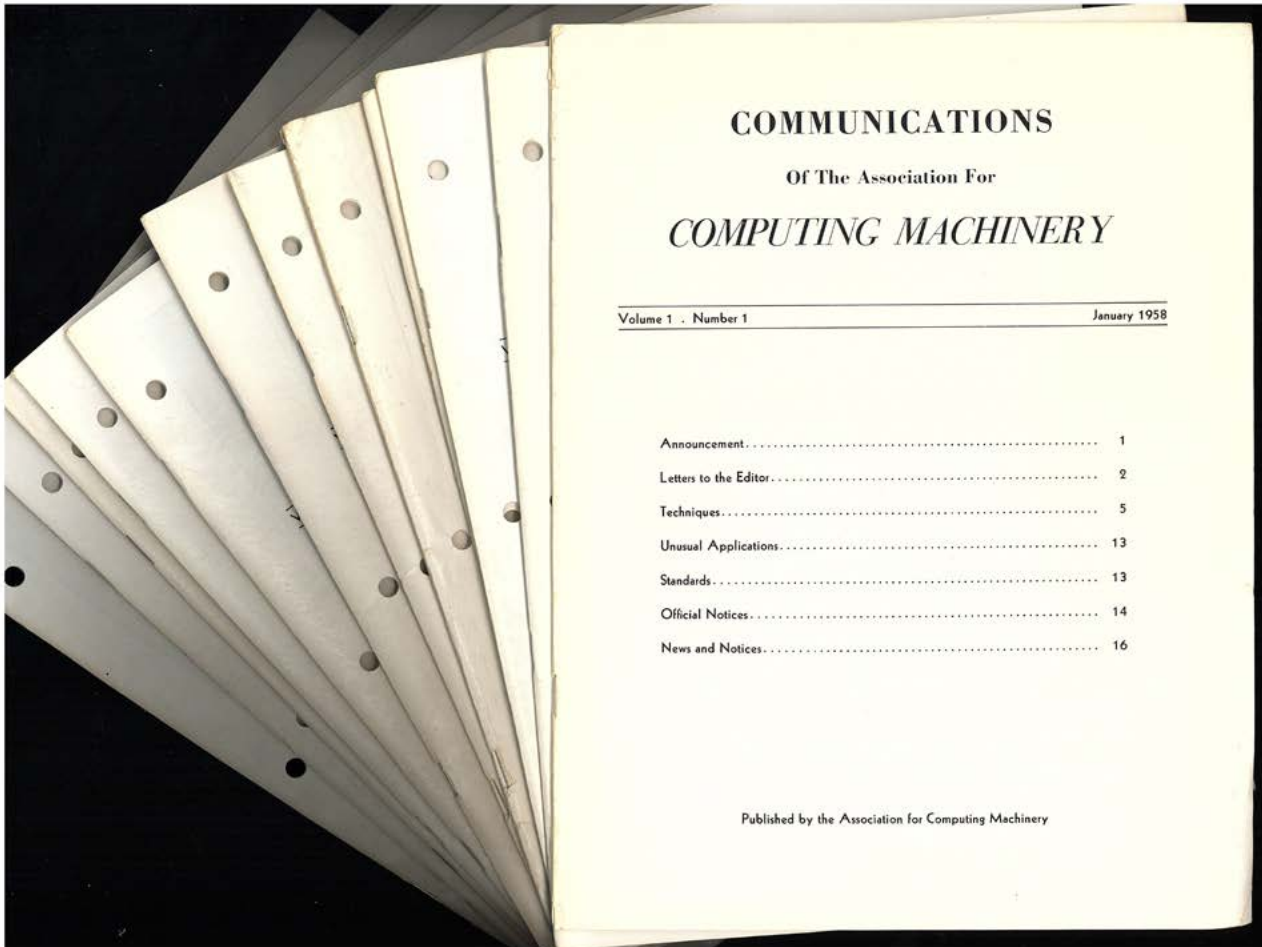
خاصہ علیہ شہادت ساجی کینی ساطا

ناصر الذہبی ساعہ خلد شہادتی ساطا

کاشانی الطب سہی کاشانی ساطا الرفق

ماہیت

The title-page to no. 42, Jakob Polak's *Kitab-i jarrahi wa yak risalah dar kahlali* (1857), the first original Persian-language surgery and ophthalmology textbook based on Western medical science—of the greatest rarity!



First Volume of the Communications of the ACM


1. Association for Computing Machinery. Communications of the Association for Computing Machinery. Vol. 1, no. 1 – Vol. 1, no. 12. (January – December 1958). 12 numbers. Original printed wrappers, a bit worn and soiled; all numbers 3-hole punched in the left margin as issued. Very good. \$950

First Edition of the first volume of the ACM’s *Communications*, the organization’s monthly magazine. The ACM, founded in 1947, is the world’s oldest and largest scientific and educational computing society; it began publishing the *Communications* in 1958, four years after launching the more scholarly *Journal of the ACM*. The *Communications* was “intended primarily for the rapid dissemination of information whose kind and quantity will be of value to the membership of the Association . . . [providing] space not elsewhere available for publishing worthwhile, but possibly fragmentary, developments in the use and understanding of computers, e.g., descriptions of computer programs, computer inspired techniques in numerical analysis, and educational efforts . . .” (Vol. 1, no. 1, p. 1). The journal’s first editor-in-chief was Alan J. Perlis (1922-90) and its first managing editor was Saul Rosen (1922-91); both were pioneers in the development of programming languages, particularly the highly influential ALGOL. 46709



Barton's Great American Color-Plate Medical Botany

2. Barton, William P. C. (1786-1856). Vegetable materia medica of the United States; or medi-



cal botany: Containing a botanical, general, and medical history, of medicinal plants indigenous to the United States. 2 vols. 273, [3]; xvi, 9-243pp. 50 hand-colored engraved plates after drawings by the author, who also colored some of the plates. Philadelphia: M. Carey & Son, 1817-1818 [i.e., 1819]. 270 x 218 mm. 19th-century half calf, marbled boards, rebacked, a bit rubbed, light edgewear. Light toning, old library stamps on the titles and the versos of the plates (not showing through) but very good with all the plates in very good clean condition. Bookplate of the Medical and Chirurgical Faculty of Maryland. \$8500

First Edition. Along with Jacob Bigelow's *American Medical Botany* (1817-20), Barton's popular and influential *Vegetable Materia Medica* enjoys the distinction of being the first botanical work with colored plates published in the United States. Both men had studied medicine under Barton's uncle, Benjamin Smith Barton, and both had very likely been inspired by the elder Barton's efforts toward compiling a national pharmacopeia. It is probable, how-

ever, that the germ of Barton's work took root before that of Bigelow's: in a letter to Bigelow (quoted in full in Wolfe's *American Medical Botany*, p. 95), Barton stated that his decision to publish an American materia medica




dated from the death of his uncle in 1815, while Bigelow, according to what may be inferred from his correspondence, did not decide to pursue his own project until the spring of 1816.

Barton published his work in an edition of only 500 copies, and did not plan as many entries as Bigelow. As a result, Barton was able to find enough colorists to help him complete his project. Bigelow planned a larger edition and had to resort to a color-printing process rather than hand-coloring for some of his plates rather than hand-coloring. Barton's hand-colored plates, after his own drawings and colored by himself in many cases, were often elegant, and were preferred by his contemporaries, for whom the novelty of color printing did not hold so much interest. Even so, not all of the copies of Barton's work have all the plates colored, as in our copy, and in some copies the plates are not colored at all.

Vegetable Materia Medica was originally published in eight parts, with the final number issued in March 1819. Some copies of Barton's work contain two advertisement leaves in Volume I: The first leaf indicates that 500 copies of Barton's work were published; and the second leaf contains a notice "To the binder," instructing him how to handle the plates and notifying him that the advertisement leaves in Vol. I "are not to be bound with the work." A third volume of Barton's work was advertised in 1820, but never issued. Johnston, *Cleveland Herbal, Botanical, and Horticultural Collections*, 830. Nissen, *Botanische Buchillustration*, 85. Norman 127. 50421



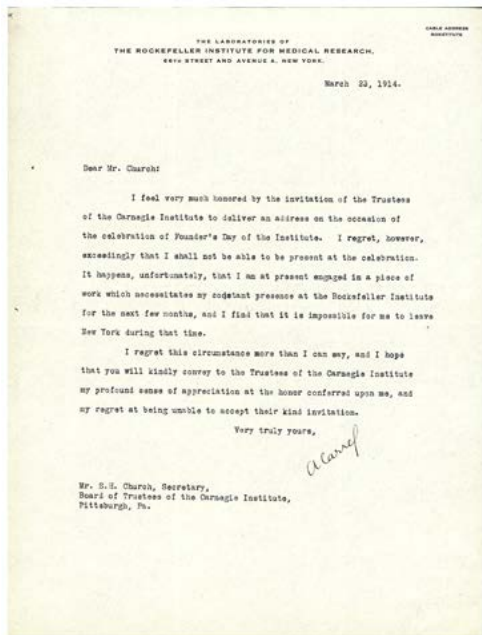


Foundation of Protein Crystallography

3. Bernal, John Desmond (1901-71) and **Dorothy Crowfoot** (1910-94). X-ray photographs of crystalline pepsin. In *Nature* 133 (1934): 794-795. Whole number. [clxi] - clxiv, 773-790, xvi, 791-808, clxv - clxviii pp. 267 x 191 mm. Original printed self-wrappers, spine a little worn and chipped, small oval stamp on the front wrapper. Very good. \$1750

First Edition. Bernal, one of the pioneers of X-ray crystallography, and his student Dorothy Crowfoot (later Hodgkin) were the first to demonstrate that X-ray photographs of a crystallized protein (the enzyme pepsin) could produce diffraction patterns, thereby providing a key to the protein's molecular structure. "Bernal and Crowfoot's observation opened the subject of protein crystallography" (Perutz, *Science is Not a Quiet Life*, p. xviii). Their paper may also mark the beginning of structural molecular biology. Garrison-Morton.com 6923. 50417

"I am at present engaged in a piece of work which necessitates my constant presence at the Rockefeller Institute . . ."



4. Carrel, Alexis (1873-1944). Typed letter signed to Samuel Harden Church (1858-1943). 1 page. Rockefeller Institute, New York, 23 March 1914. 279 x 216 mm. Fine. \$450

From Alexis Carrel, the first to succeed at cultivating warm-blooded animal cells *in vitro*, and the first to successfully transplant blood vessels and organs. He received the 1920 Nobel Prize physiology / medicine for this work, most of which was carried out at the Rockefeller Institute. In the present letter, Carrel informs Samuel H. Church, the secretary (and future president) of the Carnegie Institute, that he will not be able to accept an invitation to speak:

I feel very much honored by the invitation of the Trustees of the Carnegie Institute to deliver an address on the occasion of the celebration of Founder's Day of the Institute. I regret, however, exceedingly that I shall not be able to be present at the celebration. It happens, unfortunately, that I am at present engaged in a piece of work which necessitates my constant presence at the Rockefeller Institute for the next few months, and I find that it is impossible for me to leave New York during that time . . .

48901

“I should be much interested in giving you an interview on the possibility of developing a race of super men . . .”

5. Carrel, Alexis (1873-1944). Typed letter signed to Carol Bird. 1 page. Rockefeller Institute, New York, 23 September 1935. 277 x 214 mm. Slight spotting but very good. \$750

Carrel’s letter touches on a less creditable side of his character: As the Nazis were rising to power in the 1930s, Carrel advocated the use of eugenics to develop a “hereditary biological aristocracy” that would govern the rest of humankind, and supported euthanasia for criminals, the insane and other “degenerates.” He expressed these ideas, which he believed would ensure the betterment of human society, in his best-selling *Man, the Unknown* (1935), which his correspondent, the author Carol Bird, most likely had read.

I have just had the pleasure of receiving your letter. I should be much interested in giving you an interview on the possibility of developing a race of super men, but I have only just returned to my laboratories. I am not a writer by profession, and during my residence in New York each year, I have a gigantic amount of research weighing down my shoulders. For this reason, it is impossible for me to find the time to discuss the subject you mention.


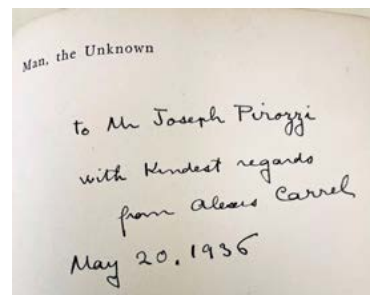
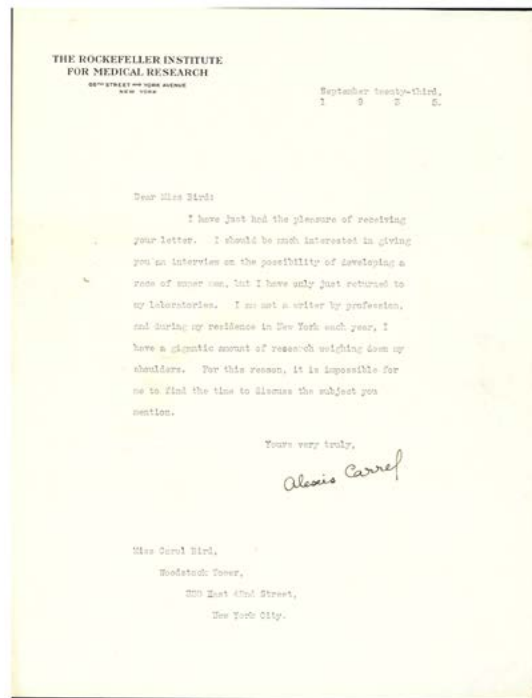
Bird was the co-author of *Missing Men: The Story of the Missing Persons Bureau of the New York Police Department* (1932), which was made into a movie the following year under the title *Missing Persons*. 48902

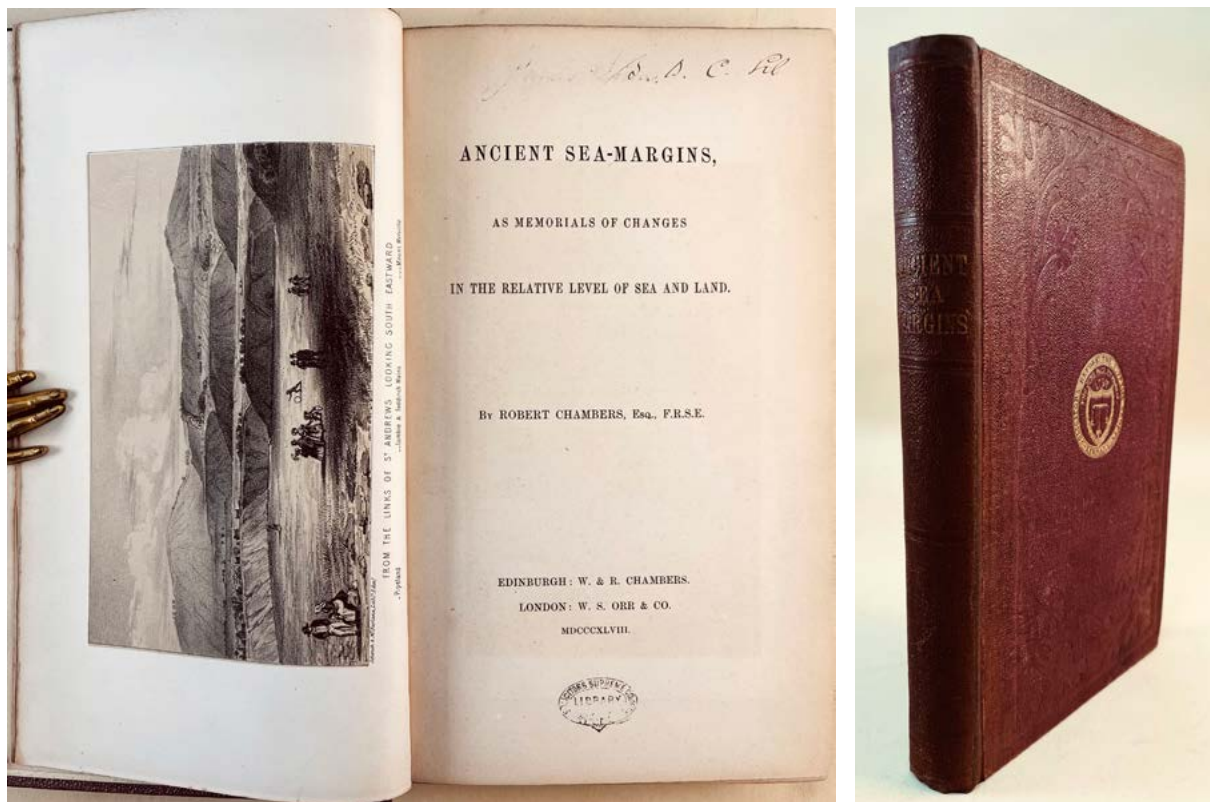
Eugenics & Euthanasia Inscribed by Carrel

6. Carrel, Alexis (1873-1944). *Man, the unknown*. xv, [3], 346pp. New York and London: Harper & Brothers, 1935. 218 x 147 mm. Original cloth stamped in gilt and blind, inner front hinge cracked, slight edgewear. Very good. *Presentation Copy, inscribed by Carrel on the half-title to Joseph Pirozzi: “To Mr Joseph Pirozzi with kindest regards from Alexis Carrel May 20, 1936.”*

\$225

Fifteenth printing of Carrel’s best-selling book setting out his plan to improve human society through the use of eugenics and selective euthanasia. Books inscribed by Carrel are rare on the market. 48903

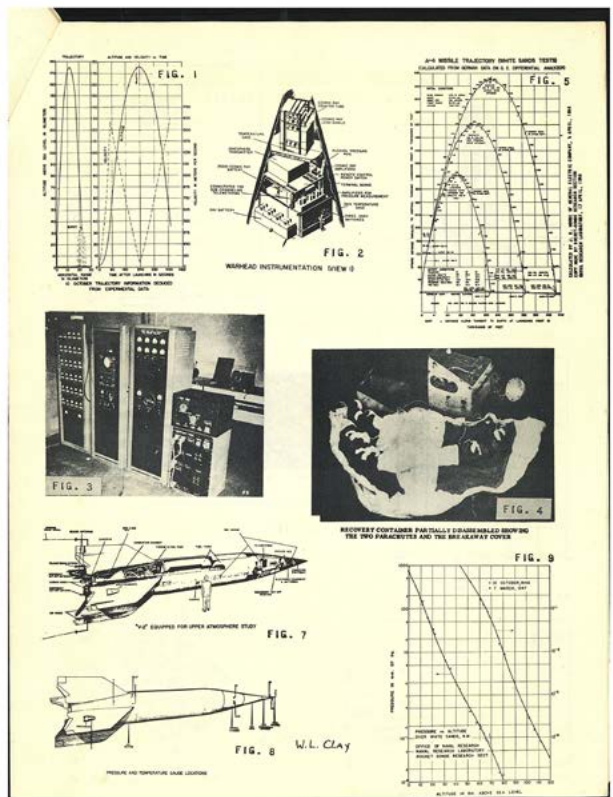
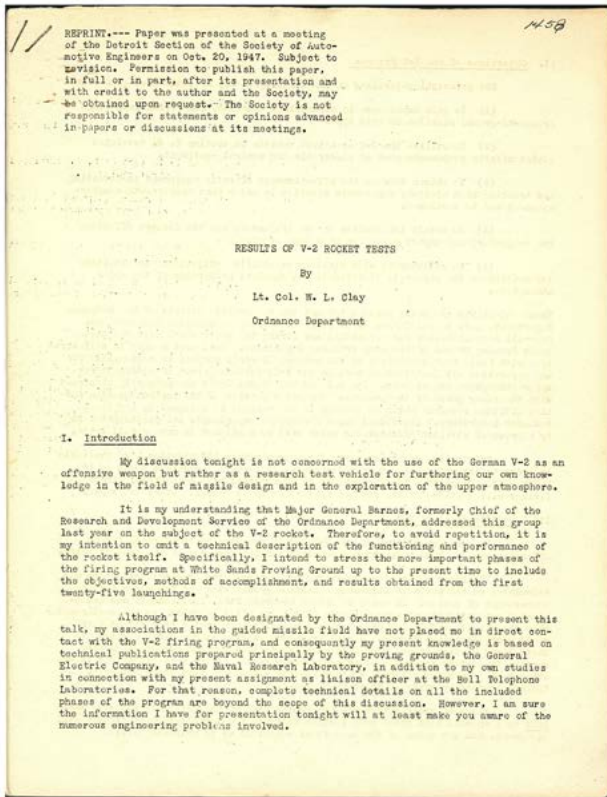




Robert Chambers' Only Geological Book

7. Chambers, Robert (1802-71). *Ancient sea-margins, as memorials of changes in the relative level of sea and land.* vi, 337, [1]pp. Frontispiece, folding map; text illustrations. Edinburgh: W. & R. Chambers; London: W. S. Orr & Co., 1848. 230 x 140 mm. Original blindstamped cloth, skillfully rebaked, retaining original spine. Gilt seal of the Solicitors of the Supreme Courts' Library on the front cover. Signature unobtrusively erased from title, small library stamp on title, small tears in folding map but very good. \$650

First Edition of Chambers's only work devoted entirely to geology. Chambers is best known as anonymous author of the sensational *Vestiges of the Natural History of Creation* (1844), the first full-length exposition in English of an evolutionary theory of biology. While the *Vestiges* succeeded in introducing evolutionary ideas to the broader reading public, it was justly criticized for its author's naiveté and lack of scientific experience. Chambers remedied this fault in *Ancient Sea-Margins*, conducting his own geological research on the phenomenon of naturally terraced landscapes and attempting to define what constitutes a marine terrace. He hypothesized that terraces, such as those observable at Scotland's famous St. Andrew's golf course, had been caused by changes in sea level, which he believed had been caused by oscillations in the ocean floor. Chambers illustrated his work with several images of terraced landscapes, including a folding map of the Lochaber region of Scotland, and included a number of tables summarizing data on terrace levels from both Europe and the United States. Murray-Wallace & Woodroffe, *Quaternary Sea-Level Changes*, p. 22. 50283



The Earliest Unclassified Report on V-2 Firings at White Sands

8. Clay, W. L. Results of V-2 rocket tests. Offset typescript. 13, [3]pp. 2 plates. N.p., 1947. 281 x 217 mm. Unbound; stapled. Light creasing, one or two tiny rust-stains, but very good. \$5000

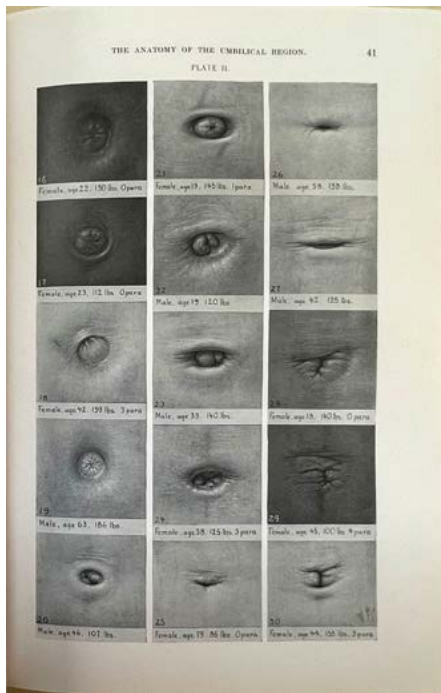
Preprint First Edition, and very rare, with no copies of this edition cited in OCLC. Colonel Clay's paper, delivered before the Society of Automotive Engineers on 20 October 1947, is the earliest unclassified report on the results of the V-2 rocket firing program at White Sands, covering the initial launchings from Rocket no. 1 (15 March 1946) to Rocket no. 25 (15 May 1947). Clay's emphasis was on the V-2's potential "as a research test vehicle for furthering our own knowledge in the field of missile design and in the exploration of the upper atmosphere"; his report outlines "the objectives, methods of accomplishment, and results obtained from the first twenty-five launchings" (p. 1). Among the topics covered are modifications of the V-2 for research purposes; trajectory data; engineering problems encountered in launching V-2s; results of radar tracking tests; and the initial results obtained by the United States' upper atmosphere research program, including pressure and temperature measurements, solar spectrograph measurements, cosmic ray data and high-altitude photography. Clay's paper, or an abstract of it, was published in a volume of the *SAE Symposium on Jet Propulsion, Gas Turbines and Rockets*, *SAE Journal*, October 1948. E. F. Fiock, *Bibliography of Books and Published Reports on Gas Turbines, Jet Propulsion, and Rocket Power Plants*. Washington, D.C.: National Bureau of Standards Circular 482. 1949, p. 33. 50279



Cohnheim Argues that Pernicious Anemia is a Disturbance of Blood Formation


9. Cohnheim, Julius (1839-84). Erkrankung des Knochenmarks bei pernicioöser Anämie. In *Archive für pathologische Anatomie und Physiologie und für klinische Medizin* 68 (1876): 291-293. Whole volume. vi, 634pp. 15 plates (loose in strap inside the back wrapper). 227 x 142 mm. (uncut and mostly unopened). Later wrappers, a bit soiled, stamp on front wrapper. Minor foxing, edges a bit frayed but very good. \$950

First Edition, journal issue. Cohnheim “first posited that the bone marrow hyperplasia observed by [William] Pepper and other researchers in individuals with PA [pernicious anemia] was due to markedly increased numbers of red blood cell precursors, also known as immature red blood cells. Cohnheim argued that PA was a primary disturbance of blood *formation*, thereby refuting the widely accepted view that bone marrow changes in patients with PA were an attempt to rectify losses stemming from excessive *hemolysis* (red blood cell destruction)” (O’Leary, *Dr. Thomas Addison 1795-1860*, p. 243). Garrison-Morton.com 3125.1. 50193



Cullen-Brödel Collaboration Inscribed by Cullen

10. Cullen, Thomas (1868-1953). Embryology, anatomy, and diseases of the umbilicus together with diseases of the urachus. xxi, 680pp. Text illustrations by Max Brödel (1870-1941). Philadelphia and London: W. B. Saunders, 1916. Original cloth, a bit spotted, light edgewear. Minor spotting to fore-edge and first and last few leaves, but very good. Presentation Copy, inscribed by Cullen on the front free endpaper: “Dr. Mary F. Vöglein with the kindest regards of Thomas S. Cullen June 22, 1916.” \$950



First Edition. “Contains the first reference to what would become known as “Cullen’s sign”, discoloration of the skin about the umbilicus, as a sign of ruptured ectopic gestation. This work contains extraordinary illustrations by Max Brödel, including a series of truly remarkable variations in belly buttons” (Garrison-Morton.com 6124.1). Cullen was professor of gynecological pathology at Johns Hopkins. We have not been able to identify the recipient of this copy. 48897

*In Mary F. Vöglein
with the kindest regards of
June 22 1916 Thomas S. Cullen*

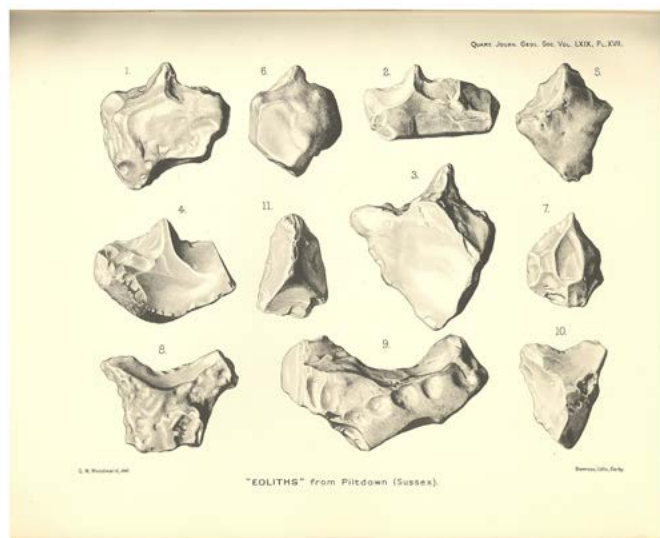
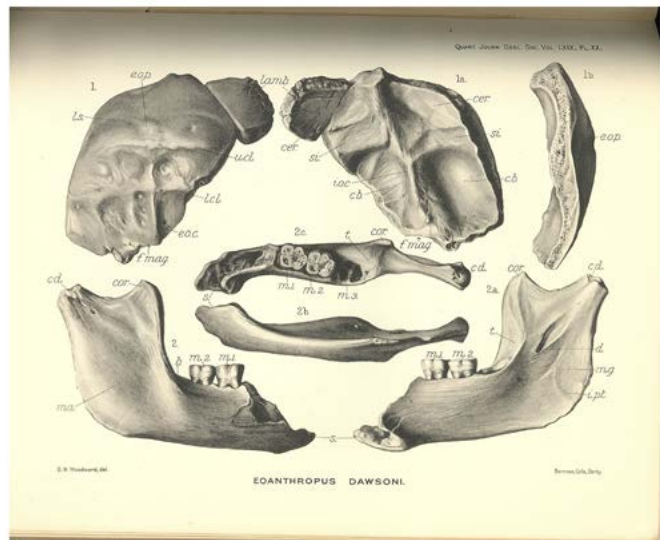
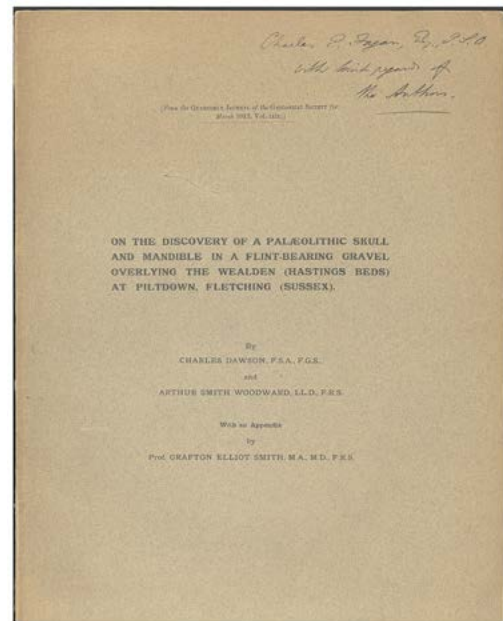
*Piltdown Man—The Extremely Rare
Offprint, Inscribed*

11. Dawson, Charles (1864-1916) & **Arthur Smith Woodward** (1864-1944). On the discovery of a palaeolithic skull and mandible in a flint-bearing gravel overlying the Wealden (Hastings Beds) at Piltdown, Fletching (Sussex) . . . With an appendix by Prof. Grafton Elliot Smith, M.A., M.D., F.R.S. Offprint from *Quarterly Journal of the Geological Society* 69 (March, 1913). 117-151pp. 7 plates. 299 x 131 mm. Original printed wrappers, small splits at spine. Very good. Presentation Copy, inscribed on the front wrapper by Woodward “Charles E. Fagan, Esq., I.S.O. with kind regards of the Authors.” \$8500

First Edition, Offprint Issue, of the official announcement of the discovery of “Piltdown Man,” the most daring and egregious archeological hoax ever perpetrated on the scientific community. The offprint was printed on “large paper” so that the 7 plates illustrating the paper did not need to be folded in half as was required in the standard journal publication. Only three copies of this offprint have appeared on the market during the past 50 years.

Sometime between 1908 and 1911 Charles Dawson, a British solicitor and amateur antiquarian / paleontologist, came upon some fragments of a fossilized human skull in a gravel pit outside of Barkham Manor in Piltdown, a small village in the English county of Sussex. In February 1912 Dawson sent a letter announcing this find to Arthur Smith Woodward, Keeper of Geology at the Natural History Museum in London. The following June Woodward and Dawson, accompanied by French paleontologist Pierre Teilhard de Chardin, conducted their first excavations in the gravel pit. During these excavations the three men discovered more skull fragments together with an apelike lower jawbone and some worked flints.

In November 1912 news of the Piltdown discovery was leaked to the popular press. The *Manchester Guardian* ran a story on November 21 describing the Piltdown remains as “by far the earliest trace of mankind that has yet been found in England” and hinting that the remains might represent the “missing link” between anthropoid apes and humans. In December Woodward, Dawson and anatomist Grafton Elliot Smith made their formal presenta-



tion of the Piltdown discovery at a meeting of the Geological Society, arguing that that the Piltdown remains belonged to a single individual hominid from the early Pleistocene, which they christened *Eoanthropus dawsoni*.

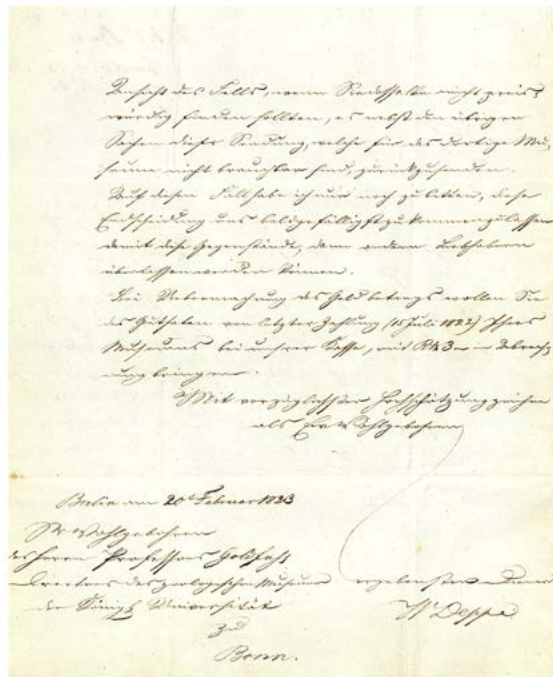
“Piltdown Man” was accepted as genuine by a number of prominent scientists, in large part because the remains conformed to the then-current theory that the large braincase in modern humans had evolved prior to the modern human jaw. Another factor leading toward *Eoanthropus*’s acceptance was the well-documented history of finding eoliths in the Sussex region where the Piltdown remains were “discovered.” These crudely formed stones were considered by some experts, including Joseph Prestwich, to be the earliest known man-made tools; however, eoliths were eventually recognized as having been formed by natural causes—as geofacts rather than artifacts. Finally, certain establishment scientists in England welcomed the possibility presented by the Piltdown remains that prehistoric man had evolved in England rather than in Africa or Asia.

After acceptance by a wide percentage of the paleoanthropological community through the 1940s, Piltdown gradually fell into disfavor when discoveries such as Peking Man and South Africa’s Taung Child presented undeniable evidence that in fact the human jaw had evolved prior to the human braincase. As the twentieth century progressed Piltdown Man became increasingly marginalized as an inexplicable anomaly, until it was finally exposed as a hoax through precise scientific dating of the Piltdown remains in the early 1950s. Since the fraud was proven, a rather exhaustive literature has developed concerning competing theories as to the perpetrator or perpetrators of this hoax. One of the most convincing is that Dawson was responsible, since he is known to have perpetrated other hoaxes; however, the identity of the perpetrator or perpetrators may never be conclusively known.

This copy of the offprint of Dawson and Woodward’s paper was presented to Charles E. Fagan (1855- 1921), secretary of the Natural History Departments of the British Museum. Garrison-Morton.com 211. Spencer, *Ecce homo*, no. 4.629. 50344

Deppe Sells Natural History Specimens to Goldfuss

12. Deppe, Pierre Guillaume [Wilhelm] (1800-1844). Autograph letter signed to Professor August Goldfuss (1782-1848). Bifolium. 2pp. plus integral address leaf. Berlin, 20 February 1823. 261 x 219 mm. Small lacuna where seal was cut, not affecting text, but fine otherwise. \$750



From German naturalist and museum official Pierre Guillaume Deppe (who usually styled himself Wilhelm Deppe) to paleontologist August Goldfuss, professor of zoology and mineralogy at the University of Bonn and coiner of the term “protozoa” to describe certain single-celled organisms.

Deppe, the *rendant* (financial officer) at Berlin’s Museum of Natural History, was the brother of Ferdinand Deppe, who made two voyages to Mexico in the 1820s and became one of the first European naturalists to systematically supply ornithologists with species from that country. Ferdinand and his partner, Wilhelm Schiede, had intended to sell their Mexican plant and animal specimens to the Berlin Natural History Museum, but the museum was chronically strapped for cash and in 1830 the two men ended up offering their collections for sale in a catalogue compiled and printed by Wilhelm

Deppe. This catalogue is significant in that it included descriptions of several bird species new to science, including the white-throated towhee.

Deppe's letter to Goldfuss, written about a year before his brother's first trip to Mexico, offers several specimens for purchase by the Zoological Museum at Bonn. The letter hints at the Berlin Museum's ongoing financial difficulties and gives us an idea of how natural history museums of the period obtained and traded specimens:



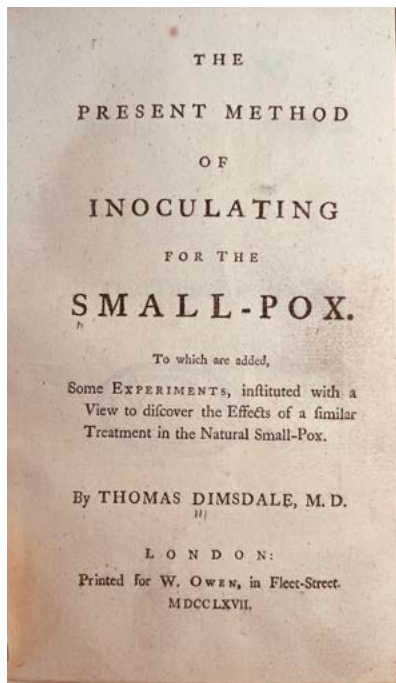
Euer Wohlgeboren, habe ich die Ehre, hierdurch zu benachrichtigen, dass wir mit der fahrenden Post Ihnen am 18. des Monats eine Partie Dubletten des zoologischen Museums übersandt haben, deren Preisverzeichnis Sie heranliegend finden; es sind dabei auch diejenigen Sachen befindlich, welche in Folge Ihres Desideraten-Verzeichnisses vom 18. November vorigen Jahres für das zoologische Museum zu Bonn reserviert worden sind, bis auf Buceros und Scopus, welche wir nächstens in bessern Exemplaren aus einer vom Cap unerwegs befindlichen Sendung zu erwarten haben, und demnächst übersenden werden. Der dem Pedetes-Koffer fehlende Schädel ist dem zoologischen Museum hier zur genauen Untersuchung übergeben worden, und kann Ihnen alsdann (nach erfolgter Rückgabe) á Reichstaler 1,- nachgeliefert werden; übrigens bleibt es Euer Wohlgeboren überlassen, nach Ansicht des Falls, wenn Sie dasselbe nicht preiswürdig finden sollten, es nebst den übrigen Sachen dieser Sendung, welche für das dortige Museum nicht brauchbar sind, zurückzusenden. Auf diesen Fall habe ich nur noch zu bitten, diese Entscheidung uns bald gefälligst zukommen zu lassen, damit diese Gegenstände dann andern Liebhabern überlassen werden können. Bei Übermachung des Geldbetrages wollen Sie das Guthaben von letzter Zahlung (15. Juli 1822) Ihres Museums bei unserer Kasse, mit Reichstalern 3,- in Abrechnung bringen.

Mit vorzüglichster Hochschätzung zeichne als Euer Wohlgeboren ergebenster Diener W. Deppe.

[Your Honor, I have the honor of informing you that on the 18th of this month we sent you a batch of duplicates from the Zoological Museum by express mail, the price list of which you will find attached; there are also those things that were reserved for the Zoological Museum in Bonn as a result of your list of desiderata from November 18 last year, except for Buceros [Hornbill] and Scopus [Hamerkop], which we will soon have in better exemplars from an expected shipment on the way from the Cape, which will be sent shortly. The skull missing from the Pedetes [Springhares] case has been handed over to the Zoological Museum for detailed examination and can then (after it has been returned) be delivered to you at a price of 1 Reichstaler. Incidentally, it is left to Your Honor, in the event that you do not find it worthy of a price, to send it back together with the other items in this consignment, which are of no use in the museum there. In this case I only have to ask you to kindly send us this decision as soon as possible so that these objects can then be given to other enthusiasts. If you overpaid, you will want to settle the balance from the last payment (July 15th 1822) from your museum at our cash desk, with Reichstaler 3.-.

With the highest esteem I sign as Your Honor's most devoted servant W. Deppe.]

50308



Dimsdale Promotes Variolation for Smallpox


13. Dimsdale, Thomas (1712-1800). The present method of inoculating for the small-pox. To which are added, some experiments, instituted with a view to discover the effects of a similar treatment in the natural small-pox. [6], 160pp. London: Printed for W. Owen, 1767. 190 x 125 mm. 19th century half calf, gilt-lettered spine, some



wear at hinges and corners, rear inner hinge cracking. Small tears in half-title and leaf B3, minor spotting and toning, old library stamp on title verso but very good. Bookplate of the Charles Frick Library. \$950

First Edition. Dimsdale, a physician and future Member of Parliament, developed an interest in the practice of variolation, the method of immunizing against smallpox by introducing matter from smallpox scabs or pustules under the skin; this usually led to a mild localized infection, but one that still conferred immunity to the virus. Variolation had been practiced

in Britain since at least 1600, but Dimsdale's treatise helped to popularize the measure. The year after its publication, Dimsdale traveled to Russia to inoculate Empress Catherine the Great and her son; for this he received a fee of £10,000, a life pension and a Russian Barony. Garrison-Morton.com 5420. 50258



14. Dimsdale, Thomas (1712-1800). Engraving by Charles Louis Christineck after his own painting. Engraved & printed in St. Petersburg. St. Petersburg, 1769. 390 x 250 mm. Very good condition. \$1250

The caption beneath the image, printed in Russian and French, states the honors that had been conferred upon Dimsdale. 30734

Dohrn Promotes the Principle of Change of Function as a Source of Evolutionary Novelties


15. Dohrn, Anton (1840-1909). Der Ursprung der Wirbelthiere und das Princip des Function-swechsels. xv, 87pp. Leipzig: Wilhelm Engelmann, 1875. 227 x 150 mm. Original printed wrappers, chipped and with a few marginal tears due to acidic paper, light soiling. Edges a bit frayed, light toning but very good. Stamp and signature of Herbert Spencer Jennings (1868-1947) on the front wrap-

per; Jennings' signature on the title. Docketing stamp on front wrapper. With: **Groeben, Christine**, ed. Charles Darwin 1809-1882 Anton Dohrn 1840-1909 correspondence. 118pp. Text illustrations. Naples: Macchiaroli, 1982. 241 x 168 mm. Original soft covers, slightly soiled. Very good. \$750

First Edition of one of the least widely known of the early contributions to the theory of evolution. Dohrn was one of the first German naturalists to adopt Darwin's theory of evolution by natural selection; he also carried on an extensive correspondence with Darwin that ended only with the latter's death in 1882. Dohrn's most important contribution to evolutionary theory, introduced in the present work, was an elaboration of an idea first expressed by Darwin in *On the Origin of Species* (1859) pp. 190-92. This was the principle of change of function (*Funktionswechsels*) as the source of evolutionary novelties; i.e., the origin of the vertebrate jaw from fish gill arches. After Dohrn published the *Ursprung* he sent Darwin a copy, and in a letter of 24 May 1875 Darwin wrote "I am very much obliged for the present of the 'Ursprung &c.' I have read the whole, as far as my shameful ignorance of German has permitted me. It has interested me extremely, & has astonished me not a little.

Your views seem very ingenious . . . I have for a long time seen the full importance of the principle of Funktionswechsel; though I never enunciated it as a distinct principle" (Groeben, *Darwin-Dohrn Correspondence*, p. 63).

This copy of Dohrn's work was once owned by Herbert S. Jennings, professor of zoology at Johns Hopkins University, whose systematic applications of Mendelian theory led to the development of mathematical genetics. Garrison-Morton.com 339. 48909

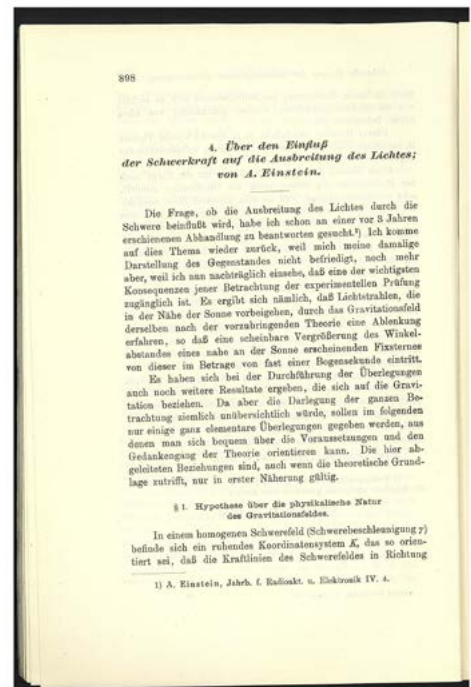



Einstein's First Paper Wholly Devoted to General Relativity

16. Einstein, Albert (1879-1955). Über die Einfluß der Schwerkraft auf die Ausbreitung des Lichtes. In *Annalen der Physik*, 4th series, 35 (1911): 898-908. Whole number. 817-1034, viii pp. 224 x 149 mm. Original printed wrappers detached but present, upper quarter of spine lacking, minor chipping; boxed. Very good. \$2750

First Edition, journal issue, of Einstein's important paper on the deflection of light by gravitation, representing his first paper wholly dedicated to the general theory of relativity. In this paper

he picked up his insight from 1907 and gave it rigorous expression. "In a memoir published four years ago I tried to answer the question whether the propagation of light is influenced by gravitation," he began. "I now see that one of the most important consequences of my former treatment is capable of being tested experimentally." After a series of calculations, Einstein came up with a prediction for light passing through the gravitational field next to the sun: "A ray of light going past the sun would undergo a deflection of 0.83 second of arc."





Once again, he was deducing a theory from grand principles and postulates, then deriving some predictions that experimenters could proceed to test. As before, he ended his paper by calling for just such a test. "As the stars in the parts of the sky near the sun are visible during total eclipses of the sun, this consequence of the theory may be observed. It would be a most desirable thing if astronomers would take up the question (Isaacson, *Einstein: His Life and Universe*, p. 190).

After perfecting his general theory of relativity in 1915, Einstein modified his deflection prediction to 1.75 seconds of arc. Four years later, Arthur Eddington's celebrated experimental confirmation of Einstein's prediction made Einstein world famous overnight. Weil *43. 50317

Dear Sirs
 There is no special
 mode of mesmerizing
 for epilepsy.
 Very slow passes downward
 from opposite the
 forehead to opposite
 the stomach, both
 persons looking at

each other in silence.
 The room being
 perfectly still, for at
 least half an hour
 daily, is all that is
 required.
 The Gentlemen
 should procure
 "Mesmerism & its
 Opponents" by the
 Rev. George Sandy,
 published by Longman.
 It contains much
 pertinent & useful
 of mesmeric experiments.
 Yr. obedt
 servant

Elliotson Explains Using Mesmerizing to Treat Epilepsy

17. Elliotson, John (1791-1868). Autograph letter signed, with cover, to Messrs. Hall and Virtue. Bifolium. 3pp. N.p., n.d. [ca. 1845]. 179 x 112 mm. First page of letter a bit toned, but very good. \$950

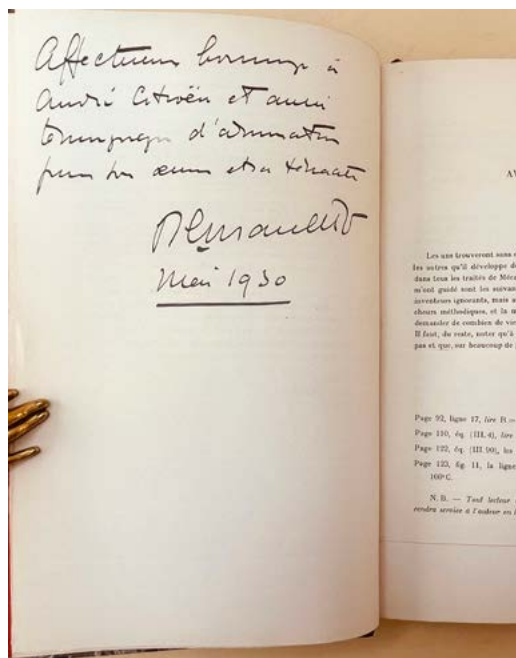
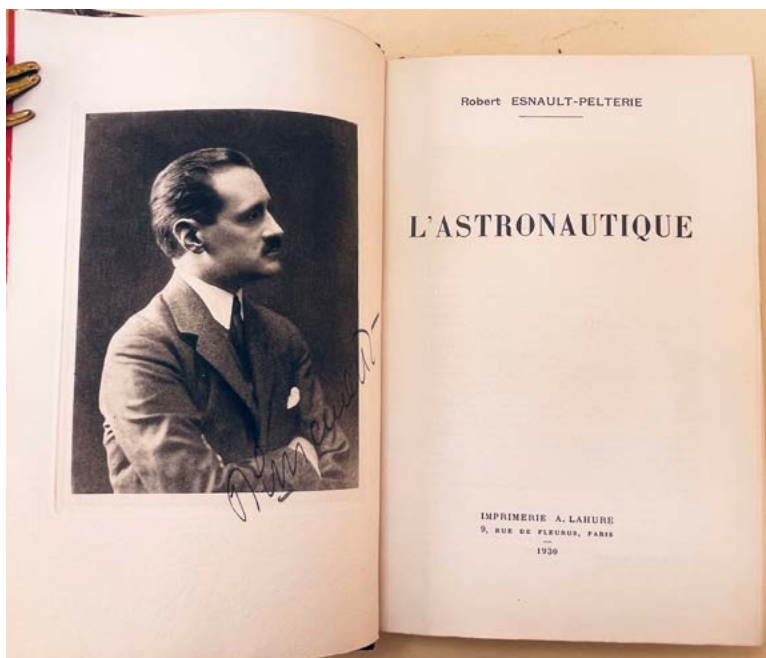

Excellent and extremely unusual clinical letter on mesmerism from Dr. John Elliotson, Britain's leading advocate of the practice, who in 1843 performed the first surgical operation on a patient anesthetized via hypnosis (see Garrison-Morton.com 5650.2). Elliotson's correspondents were the London publishers Arthur Hall and George Virtue.

Dear Sirs, There is no special mode of mesmerizing for epilepsy.

Very slow passes downward from opposite the forehead to opposite the stomach, both persons looking at each other in silence [...] the room being perfectly still, for at best half an hour daily, is all that is required.

The gentlemen should procure “Mesmerism & its opponents” by the Revd. George Sandby published by Longmans. It contains ample directions & a [...] of mesmeric information. Yrs truly J Elliotson.”

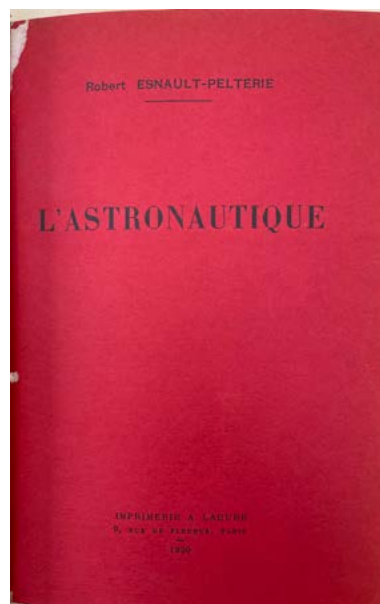
Sandby’s book, *Mesmerism and its Opponents with a Narrative of Cases*, was published in 1844. By this time Elliotson’s mesmeric theories had already been extensively criticized by Thomas Wakley in *The Lancet*, but Elliotson maintained his faith in the practice. In 1843 he founded a journal, *The Zoist*. This journal, of which 13 volumes were issued between 1843 and 1856, published many well-documented accounts of the usefulness of mesmerism in medicine and surgery. 48900



Fine Paper Presentation Copy Inscribed to André-Gustave Citroën

18. Esnault-Pelterie, Robert (1881-1957). *L’Astronautique*. [4], 248pp. Errata slip bound before p. 7. Frontispiece portrait signed by the author (found only in copies printed on thick paper), 9 folding plates. Paris: A. Lahure, 1930. 246 x 162 mm. (thick paper). Quarter morocco, marbled boards (slight edgewear), original printed wrappers bound in. Fine copy. *Presentation Copy*, inscribed by Esnault-Pelterie to André-Gustave Citroën (1878-1935) on p. [6]: “Affectueux hommage à André Citroën et aussi témoignage d’admiration pour son oeuvre et sa tenacité, R Esnault Mai 1930.” \$1750

First Edition of Esnault-Pelterie’s most important contribution to rocketry; inscribed by *Esnault-Pelterie* to André-Gustave Citroën, founder of the automobile company that bears his name. The inscription is also notable for dating from May 1930, when the work was first published. This is one of a relatively small number of copies that Esnault-Pelterie had printed on fine, thick paper for presentation. These copies also have a signed frontispiece portrait of REP. The bulk of the edition was printed on ordinary paper without the frontispiece.



L'Astronautique was the first work to popularize the word astronautics among the scientific community. The book encompassed all that was then known about rocketry and space flight. The work is

a veritable treatise on space vehicles that served as a basis for all later works on this subject. It is a very profound theoretical study based on the thorough knowledge of celestial mechanics, astrophysics, and ballistics, as well as physical chemistry and physiology. Nothing in it has yet been invalidated.

This book is a basic text for all interested in astronautics. One needs only to scan the chapter titles to see that it is both a scientific and technical document and an encyclopedia of precious practical knowledge:

- Rocket Motion in Vacuum and Air
- Density and Composition of the Very High Atmosphere
- Expansion of Combination Gases through a Nozzle
- Combustion in a Chamber
- Possible Use of Rockets (high altitude exploration, launching projectiles to the moon, high-speed travel around the earth, and travel through the atmosphere)
- Interplanetary Travel (with sections on the conditions under which trips around the moon will be carried out, the design of the spaceship, guidance, navigation and piloting devices, the conditions for habitation).

For these last points, [Esnault-Pelterie] states that the spaceship could be filled with pure oxygen, which would reduce the pressure to about a tenth that of the atmosphere . . . [He] also suggests that the spaceship, for its return to earth, be turned and braked first by its own engines (today's retrorockets) and then by the use of a parachute (Durant and James, *First Steps Toward Space*, pp. 11-12).

48889



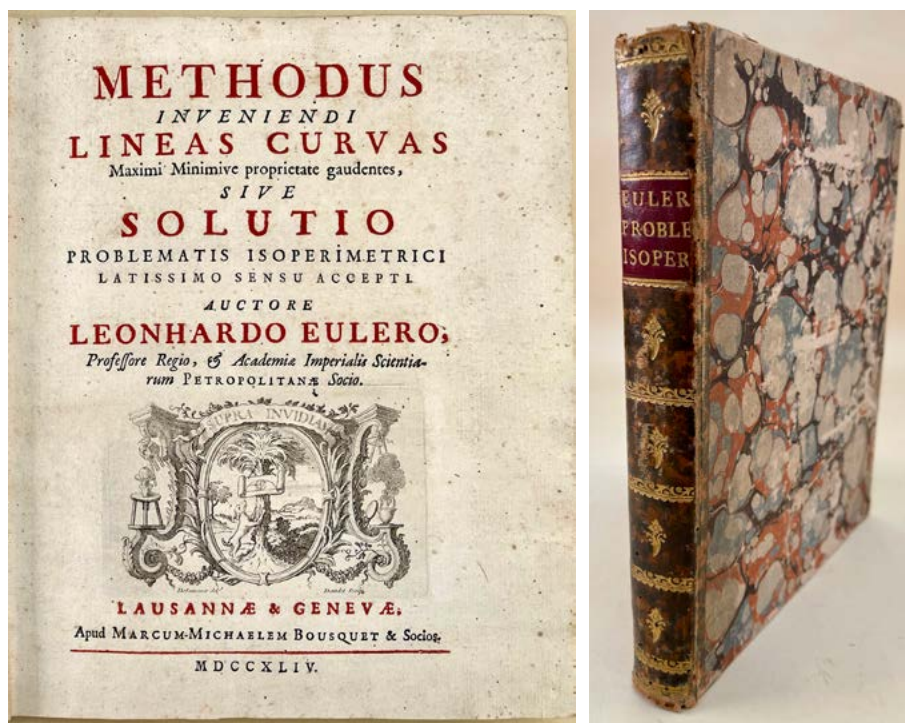
Riccardi's Copy of Euler on the Calculus of Variations

- 19. Euler, Leonhard** (1707-1783). *Methodus inveniendi lineas curvas maximi minimive proprietate gaudentes, sive solutio problematis isoperimetrici latissimo sensu accepti*. 4to. [2], 322, [2]pp. 5 folding engraved plates. Lausanne & Geneva: Marc-Michel Bousquet & Compagnie, 1744. 248 x 199 mm. Half Italian mottled calf, gilt spine, marbled boards c. 1744, rubbed, some wear at extremities and corners, a few small wormholes in the spine, bookplate cut out of inside front endpaper. Minor foxing and toning, and plates browned as is usual for this work, but a very good completely unrestored copy. From the library of Pietro Riccardi (1828-98), historian, bibliographer and collector of mathematics, with his bookplate on the front endpaper. \$9500



First Edition. With the publication of this work, the calculus of variations came into being as a new branch of mathematics. Euler was the first to formulate the principal problems of the calculus of variations and to create general methods for their solution. His work in the *Methodus* was cumbersome by modern standards (the calculus of variations as we know it is the work of Lagrange), but it yielded simple and elegant

formulae applicable to a large variety of problems. He introduced (using different terminology) the concepts of function and variation, distinguished between problems of absolute and relative extrema, and deduced the differential equation that now bears his name. This copy is from the library of the collector and bibliographer of the history of Italian mathematics Pietro Riccardi, author of *Biblioteca matematica italiana* (1870-93). Horblit, *One Hundred Books Famous in Science*, 28. Dibner, *Heralds of Science*, 111. Norman 731. Kline, *Mathematical Thought*, pp. 377-79. Struik, *Source Book in Mathematics*, pp. 399-406. 42452



Fermi's First International Announcement of his Nobel-Prize Winning Neutron Bombardment Experiments

20. Fermi, Enrico (1901-54). Radioactivity induced by neutron bombardment. In *Nature* 133 (1934): 757. Whole number. [cliii] – clvi, 737-754, viii, 755-772, clvii-clx pp. 268 x 192 mm. Original printed self-wrappers, small chip in front wrapper, light soiling, but very good, and very scarce in this form. Oval stamp on front wrapper. \$3750

First Edition, journal issue. Fermi's letter to the editor of *Nature*, published in the issue dated 19 May 1934, was the **first announcement in English** of his Nobel Prize-winning neutron-bombardment experiments, predating by two months the English-language account he published in the *Proceedings of the Royal Society*. By publishing this brief account in *Nature* Fermi announced his work to the international scientific community, few of whom would have read Fermi's Italian-language reports in *Ricerca scientifica*.

Fermi and his team of young physicists in Rome began conducting their experiments in the spring of 1934, "irradiat[ing] all the substances [they] could lay their hands on" (Segrè, "No. 84a to 110," in Fermi, *Collected Papers*, p. 640) to see if they could produce artificial radioactivity. They published their ongoing results in a series of brief papers submitted to the Italian journal *Ricerca scientifica* (see Fermi, *Collected Papers*, nos. 84-92), which few scientists outside of Italy would have read. Fermi's letter in *Nature* summarizes and partly translates the first two of these Italian papers, reporting the results obtained by bombarding fourteen different elements. Fermi, *Collected Papers*, no. 93. 50416



CALIFORNIA INSTITUTE OF TECHNOLOGY
CHARLES E. LAURITSEN LABORATORY OF HIGH ENERGY PHYSICS
PASADENA, CALIFORNIA 91126

February 12, 1981

Ms. Eliane Jobredeaux
115, Grande-Rue
80480 Saleux
France

Dear Ms. Jobredeaux:

The enclosed reprint describes the development of my experiment.

Sincerely,


R. P. Feynman

RPF:ht

encl.

Reprinted from

PHYSICS TODAY

VOL 19 NO 8

The Development of the Space-Time View of Quantum Electrodynamics

In efforts to rid quantum electrodynamics of its infinities, there were many false starts. But along the way the author learned many ways of formulating the theory especially with path integrals of actions. A new point of view developed, one of examining an interaction over all space and time rather than its detailed behavior as a function of time. The reformulation succeeded eight years after its enthusiastic beginning.

by Richard P. Feynman

We have a habit in writing articles published in scientific journals to make the work as finished as possible, to cover up all the tracks, to not worry about the blind alleys or to describe how you had the wrong idea first, and so on. So there isn't any place to publish in a dignified manner what you actually did in order to get to do the work although there has been in these days some interest in this kind of thing. Since winning the prize is a personal thing, I thought I could be excused in this particular situation if I were to talk personally about my relationship to quantum electrodynamics, rather than to discuss the subject itself

Richard P. Feynman, who is professor of theoretical physics at California Institute of Technology, is a co-winner of the 1966 Nobel Prize in physics. Before taking his current appointment, he worked at Los Alamos and at Cornell University. This article, his Nobel lecture, is reprinted 1981 by the Nobel Foundation and reprinted here with permission.



in a refined and finished fashion. Furthermore, since there are three people who have won the prize in physics, if they are all going to be talking about quantum electrodynamics itself, one might become bored with the subject. So what I would like to tell you about today is the sequence of events, really the sequence of ideas, which occurred, and by which I finally came out the other end with an unsolved problem for which I ultimately received a prize.

I realize that a truly scientific paper would be of greater value, but such a paper I could publish in regular journals. So I shall use this Nobel Lecture as an opportunity to do something of low value, but which I cannot do elsewhere. I ask your indulgence in another manner. I shall include details of anecdotes which are of no value other than to help you understand the development of ideas. They are included only to make the lecture more interesting.

I worked on this problem about eight years until the final publication in 1947. The beginning of the thing was at the Massachusetts Institute of Technology where I was an undergraduate student reading about the known physics, learning slowly about

all these things that people were worrying about and realizing ultimately that the fundamental problem of the day was that the quantum theory of electricity and magnetism was not completely satisfactory. This I gathered from books like those of Heitler and Dirac. I was inspired by the remarks in these books, not by the parts in which everything was proved and demonstrated carefully and calculated because I couldn't understand those very well. At that young age what I could understand were the remarks about the fact that this doesn't make any sense, and the last sentence of the book of Dirac I can still remember. "It seems that some crucially new physical ideas are here needed." So I had this as a challenge and an inspiration. I also had a personal feeling that since they didn't get a satisfactory answer to the problem I wanted to solve I didn't have to pay a lot of attention to what they did do.

I did gather from my readings, however, that two things were the source of the difficulties with the quantum-electrodynamical theories. The first was an infinite energy of interaction of the electron with itself. And this difficulty existed even in the case

Feynman Presents his Nobel Lecture on Quantum Electrodynamics 15 Years after it was Published



21. Feynman, Richard (1918-88) (1) The development of the space-time view of quantum electrodynamics. Offprint from *Physics Today* 19 (1966). [11]pp. Light creasing. (2) Typed letter to Eliane Jobredeaux on California Institute of Technology letterhead, signed "R. P. Feynman" in a secretarial hand, with envelope. 1 sheet. Pasadena, CA, 12 February 1981. 270 x 218 mm. Light creasing, faint rust-mark from paperclip. Together 2 items. Very good. \$3750

The rare offprint of Feynman's Nobel lecture presented by Feynman 15 years after he received the Nobel Prize. This is the first instance that we can recall in which an offprint by Feynman is accompanied by his original presentation letter. Also, we learn from this letter that Feynman used a secretary to send and sign letters like this which presumably he dictated. Another detail evident from this letter is that Feynman retained copies of this offprint as many as 15 years after it was published. His letter reads, "The enclosed reprint describes the development of my experiment. Sincerely, R. P. Feynman." Feynman's entertaining Nobel lecture departed from the usual practice in presenting an informal anecdotal account of his discovery, rather than a rigorously scientific presentation which he feared might bore his listeners. Magill, ed., *The Nobel Prize Winners: Physics*, pp. 903-10. 50226

Recording Diseases Suffered by Napoleon's Army During the Prussian and Polish Campaigns

22. Gilbert, Nicolas Pierre (1751-1814). Tableau historique des maladies internes de mauvais caractère qui ont affligé la Grande Armée dans la campagne de Prusse et de Pologne et notamment de celles qui ont été observés dans les hôpitaux militaires . . . viii, 134pp. Berlin: Louis Quien, 1808. 199 x 120 mm. Quarter morocco, marbled boards in antique style. Very good. \$475

First Edition. Gilbert was a military physician who served in various campaigns during the Napoleonic wars, becoming principal doctor for Napoleon's Grande Armée in 1813. In the present treatise Gilbert discussed the diseases that afflicted the Grande Armée during its Prussian and Polish campaigns in 1806-7, and compared the methods of treatment used by French and German doctors. 48907



Introducing the Hohmann Transfer Orbit

23. Hohmann, Walter (1880-1945). (1) Der Erreichbarkeit der Himmelskörper. iv, [2], 88pp. Text diagrams. Munich and Berlin: R. Oldenbourg, 1925. 253 x 177 mm. (partly unopened). Original pictorial wrappers, a bit worn and chipped, spine darkened; preserved in a cloth drop-back box. A Very good to fine unopened copy. (2) The attainability of heavenly bodies. Technical translation F-44. Offset typescript. [4], 104pp. Text diagrams. Washington DC: National Aeronautics and Space Administration, November 1960. 264 x 198 mm. Original printed wrappers, one corner slightly creased. Very good. \$1650




(1) First Edition, variant with dark blue pictorial wrappers (the work was also issued in plain tan wrappers). Hohmann’s work introduced the Hohmann transfer orbit, an orbital maneuver used to transfer a spacecraft efficiently between two orbits of different altitudes around a central body. “The Hohmann ellipse, or Hohmann transfer orbit, is still a used term. It describes the most economical flight paths to different planets based on fuel consumption. The spacecraft takeoff is exactly timed so that the craft will reach its destination when the planet’s orbit is at its closest” (F. Winter and F. R. van der Linden, *100 Years of Flight: A Chronicle of Aerospace History 1903-2003*, p. 60). Interplanetary spacecraft, such as *Mariner* and *Pioneer*, have taken advantage of Hohmann transfer orbits to boost their speeds while traveling between planets.

“Walter Hohmann’s great contribution to astronautical progress was the discovery of a new use for an old object, the ellipse. However, his involvement in the development of concepts for space travel extended well beyond that discovery: energy and mass requirements; spacecraft design; atmospheric modeling; maneuver analysis; crew safety; extraterrestrial in-situ propellant production, and more. In addition to conducting research, Hohmann belonged to *Verein für Raumschiffahrt* (Society for Space Travel), or VfR, and

participated in its work” (McLaughlin, “Walter Hohmann’s roads in space,” *Journal of Space Mission Architecture* (Fall 2000): 1-14. 50272

(2) First Edition in English of Hohmann’s work. 48566



Huxley on the Anatomy of the Calabar Potto

24. Huxley, Thomas (1825-95). On the angwántibo (*Arctocebus calabarensis*, gray) of old Calabar. Offprint from *Proceedings of the Zoological Society* (1864). 8vo. 23pp. 207 x 137 mm. Disbound. Small tear in first leaf, light browning, otherwise very good. \$450


First Separate Edition; very scarce. On the anatomy of the Calabar potto, an African primate of the family *Lorisidae*, of which the bushbaby is also a member. 46644

Ephemera of Huxley’s Visit to America

25. [Huxley, Thomas Henry (1825-95).] Professor Huxley in America. New York Tribune Extra, no. 36. New York, 23 September 1876. 253 x 173 mm. Original printed wrappers, a bit chipped and worn, small splits at spine, light creasing. Minor toning but very good. \$450

First Edition of this special “Extra” edition of the New York *Tribune* containing all the lectures Huxley delivered during his tour of the United States in 1876. After speaking in Buffalo, Nashville and Baltimore, Huxley capped his trip with a historic three-part lecture on “The direct evidences of evolution,” delivered at New York City’s Chickering Hall on September 18, 20 and 22. In the third part, subtitled “The demonstra-

tive evidence,” Huxley presented the evolutionary stages of the horse from the four-toed Eocene *Orohippus* to modern-day one-toed *Equus*, based on extensive fossil evidence he had seen during a visit to Professor Othniel Marsh at Yale. Marsh’s fossils “showed the evolution of the horse without a doubt, spelling out the direct line of descent of a living creature for the first time” (D. Noyes, *Tooth and Claw: The Dinosaur Wars*, p. 101); they also placed *Equus*’s origin in North America, rather than Europe as Huxley had previously believed. In his lecture Huxley predicted (p. 34) the discovery of the original five-toed equine ancestor, a prediction that came true seven weeks later when Marsh published his description of *Eohippus*. Desmond, *Huxley: From Devil’s Disciple to Evolution’s High Priest*, pp. 480-482, 466-45




Huxley on the Stages of Mammalian Evolution


26. Huxley, Thomas Henry (1825-95). On the application of the laws of evolution to the arrangement of the vertebrata, and more particularly of the mammalia. Offprint from *Proceedings of the Zoological Society of London* (1880). 649-662pp. 223 x 156 mm. Original plain wrappers, small split at spine, minor dust-soiling. Very good. \$850

First Edition, Offprint Issue. Huxley here lays out the successive stages of mammalian evolution from the simplest to the highest forms, and extends this “law” of ancestral evolution to all vertebrates. 46642

William H. Welch’s Copy, Signed



27. Jetteles, Andreas Ludwig (1799-1878). Gibt es eine Knochensyphilis? Oder sind die in der Syphilis auftretenden Knochenleiden Produkte des Quecksilbergebrauchs? Ein historisch-kriktischer Exkurs. 70pp. Olmütz: Friedrich Grosse, 1862. 263 x 207 mm. Recent cloth, original printed front wrapper (chipped, inner margin split) bound in. Edges frayed, some toning, marginal tear in last leaf affecting a few words, but overall good. From the library of William H. Welch (1850-1934), inscribed in his hand on the front wrapper: “William H. Welch, acknowledged to Dr. Cone, April 25, 1930.” \$450



First Edition of Czech physician Andreas Jetteles’s treatise on whether the bone diseases associated with syphilis are caused by the use of mercury to treat the disease. This copy is from the library of William H. Welch, one of the “Big Four” founding physicians of Johns Hopkins Hospital and the first dean of the Johns Hopkins School of Medicine. It had been presented to Welch by Baltimore physician Sydney Moses Cone (1885-1939), a brother of the famous “Cone sisters” Etta and Claribel; the Cone sisters were renowned art collectors and supporters of artists such as Picasso, Cézanne and Matisse. 5273




In the Original Pictorial Wrappers

28. Ley, Willy (1906-1969). *Die Möglichkeit der Weltraumfahrt*. viii, 344pp. 2 plates, text illustrations. Leipzig: Hachmeister & Thal, 1928. Original pictorial soft covers, minor chipping, small splits at spine, light soiling. Fore-edge of second plate a bit frayed, but very good. \$1500

First Edition of this pioneering collection of papers on the possibility of space travel, edited by Willy Ley, one of the founders of Germany's influential Verein für Raumschiffahrt (Rocketry Society) and a highly effective popularizer of spaceflight in the first half of the twentieth century. The collection, which is very scarce in the original pictorial wrappers, includes contributions from Karl Debus, Hermann Oberth, Walter Hohmann, Guido von Pirquet and Fr. W. Sander-Wesermünde. 50269

*Von Karman's Copy of Malina's
"Escape from the Earth by Rocket"*

29. Malina, Frank (1912-81) and **Martin Summerfield** (1916-96). The problem of escape from the Earth by rocket. Offprint from *Journal of the Aeronautical Sciences* 14 (1947). 471-480pp. Text diagrams. 287 x 210 mm. Original printed wrappers, unobtrusive stain on front wrapper. Very good. From the library of aeronautics and aerospace pioneer Theodore von Kármán (1881-1963), with his ownership stamp on the inside front wrapper and his characteristic docketing on the front wrapper. \$3750




First Edition, Offprint Issue. “Malina’s paper, co-authored by Summerfield, laid out for the first time the theoretical criteria for ‘staged rockets’—the standard means of orbital access for over half a century” (MacDonald and Withers, *Geography, Technology and Instruments of Exploration*, p. 220). Malina, one of the pioneers of modern astronautics, co-founded the Aerojet Corporation with Summerfield, Theodore von Kármán (his professor and mentor at Cal Tech) and two other Cal Tech students; he also led the team that developed the WAC Corporal, America’s first high-altitude rocket and the first vehicle to achieve hypersonic speeds. This copy of Malina’s paper is from von Kármán’s library. 50270

Marey Writes on Chronophotography

30. Marey, Étienne-Jules (1830-1904). Autograph letter signed to an unidentified correspondent. Bifolium. 2pp. N.p., 10 July 1901. 170 x 114 mm. A few small spots but very good. \$500

Marey was a pioneer in cinematography, inventing devices to record movement over time that permanently altered our ways of visualizing time and motion. Inspired by Muybridge's photographs of animals in motion, Marey invented a single-camera system capable of decomposing movement into precise phases and recording them on a single photographic plate. This process, which he called "chronophotography," helped lead the way to the development of the motion picture.

Marey's letter, while difficult to decipher, refers to photographic subjects: "Désireux de faire mon rapport sur la Chronophotographie . . ." [Eager to make my report on chronophotography . . .]; "avez-vous des [...] en Photo-club" [do you have any (...) in Photo-club . . .]. At the beginning of the letter he tells his correspondent that he has been ill for 10 days and still feels fatigued ("J'ai été dix jours malade et je suis encore un peu fatigué"). 48912

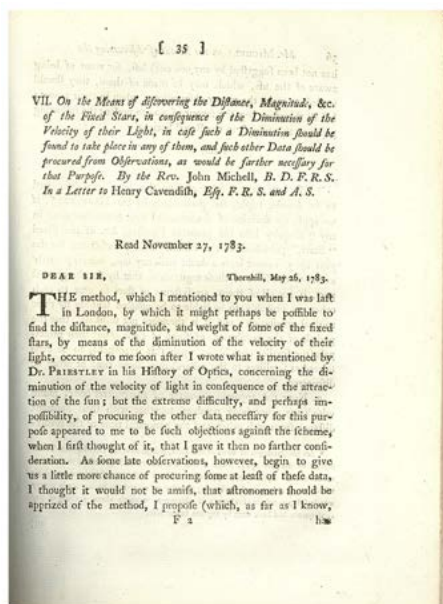



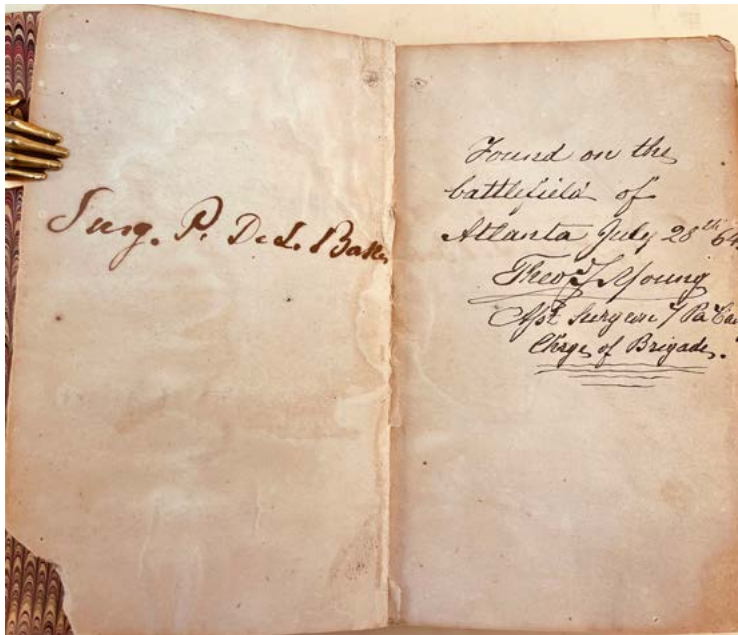
31. Michell, John (1724[?]-93). On the means of discovering the distance, magnitude, &c. of the fixed stars, in consequence of the diminution of the velocity of their light . . . Extract from *Philosophical Transactions* 74 (1784): 35-57; 1 plate. Disbound. 238 x 185 mm. Very good. \$750

First Edition. Michell's paper, rediscovered in the 1970s, represents the first discussion of the idea of a "black hole," a region of space-time where the gravitational field is so strong that nothing, not even light, can escape it. Working with Newton's corpuscular theory of light and the Newtonian concept of escape velocity as the minimum velocity needed to escape from a body's surface to infinity, Michell postulated the existence of a body so massive that the escape velocity at its surface would equal the speed of light.

. . . if the semi-diameter of a sphaere of the same density with the sun were to exceed that of the sun in the proportion of 500 to 1, a body falling from an infinite height towards it, would have acquired at its surface greater velocity than that of light, and consequently, supposing light to be attracted by the same force in proportion to its vis inertiae, with other bodies, all light emitted from such a body would be made to return towards it, by its own proper gravity (p. 42).

Such bodies, or "dark stars," would of course be invisible, but could be identified by the motions of other bodies affected by its gravitational field. Speculation about dark stars ended in the early 1800s with the rise of the wave theory of light, but revived after the publication of Einstein's General Theory of Relativity (1915), which predicted the effect of gravity on light and allowed a modern scientific proof of Michell's 1784 hypothesis. 50220





Confederate Surgeon's Manual "Found on the Battlefield of Atlanta July 28th 65" by a Union Surgeon

- 32. [Moore, Samuel Preston (1813-89).]** A manual of military surgery. Prepared for the use of the Confederate States Army . . . by order of the Surgeon-General. iv, 297pp. 30 lithographed plates. Richmond: Ayres & Ward, 1863. 176 x 111 mm. Quarter cloth, marbled limp boards ca. 1863, rebacked, extremities chipped, small hole penetrating entire volume at the top of the spine (not affecting text), small gummed label on front cover; preserved in a half morocco clamshell box. Some foxing and toning as usual, but very good. Inside front cover signed "Surg. P. DeL. Baker"; title-page signed "Theo. G. Young, Asst. Surgeon, 7th Cavly [Cavalry] Pa." On the front free endpaper Young wrote: "Found on the battlefield of Atlanta July 28th 65. Theo. G. Young, Asst. Surgeon 7 Pa Cavry, Charge of Brigade." \$3500



Only Edition of the most substantial medical text issued by the Surgeon General's Office of the Confederate States Army, and the only extensively illustrated Confederate surgical manual. Evidently Confederate surgeon Paul de Lacy Baker brought this manual to the battle of Atlanta where it was eventually found by a Union surgeon. As a result, this unusually interesting copy has both Confederate and Union provenances. Paul De Lacy Baker was a Confederate surgeon who took charge of the general hospital at Eufala, Georgia in February 1864. Theo G. Young, who found the copy on the battlefield of Atlanta, as his signature indicates, was assistant surgeon to the 7th Pennsylvania cavalry; we have found no further information on him

According to the preface, the book was "confined to those affections most intimately connected with gun-shot wounds and operations, as Shock, Tetanus, Hospital Gangrene, Pyaemia, &c." (p. iii – iv). The thirty lithographed plates illustrate procedures for the numerous types of arterial ligations, amputations, resections and other operations required of the battlefield surgeon, and the text summarizes a great deal of technical data in a small, portable format. Crandall, *Confederate Imprints*, 1057. Garrison-Morton.com 7736. 50346

Osler Acknowledges Condolences on the Death of Revere

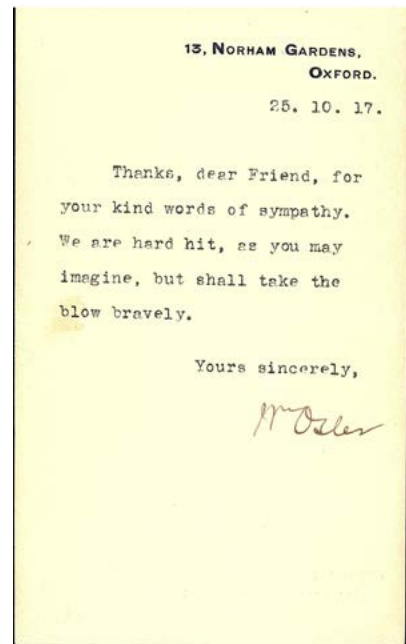
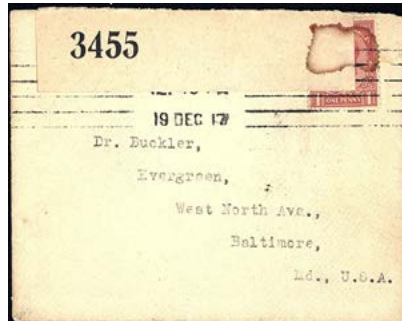
33. Osler, William (1849-1919). Typed letter signed, with envelope to Dr. [H. Warren] Buckler (1874-1949). Norham Gardens, Oxford, 25 October 1917. 157 x 96 mm. Small marginal tear, one or two insignificant spots, but very good.
\$1500

Thanking Dr. Buckler, an old friend and fellow bibliophile from Baltimore, for his letter of condolence on the death of Osler's son, Revere:

Thanks, dear Friend, for your kind words of sympathy. We are hard hit, as you may imagine, but shall take the blow bravely. Yours sincerely, William Osler.

Revere Osler, Osler's only child, was killed in action in France on 30 August

1917. The cover (envelope) of Osler's letter bears a label reading "Opened by Censor." Buckler is mentioned on p. 569 of Cushing's *Life of Sir William Osler*. 50255

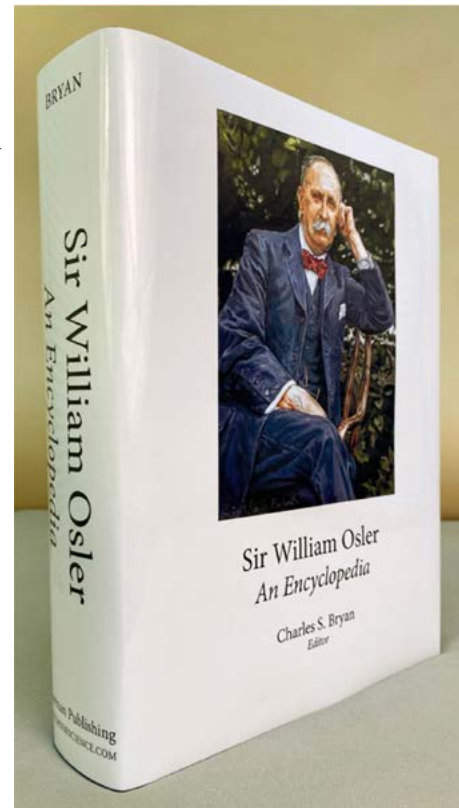


34. Osler, William (1849-1919). *Sir William Osler: An encyclopedia*. Edited by Charles S. Bryan. 970 pages plus 22 pages of front matter, 8.5 x 11 inch format, two-sided color frontispiece, 624 images, full cloth binding, laminated dust jacket. Norman Publishing in association with the American Osler Society, 2020. ISBN 978-0-930405-91-5.
\$125

Sir William Osler (1849–1919) was the most famous and beloved physician in the English-speaking world during the early twentieth century. Osler was voted “the most influential physician in history” in a 2016 survey of North American doctors, but his interests and influence transcend medicine. This volume offers the first comprehensive reference to Osler’s personality, character, life, times, and thinking about a broad range of issues relevant to the human condition.

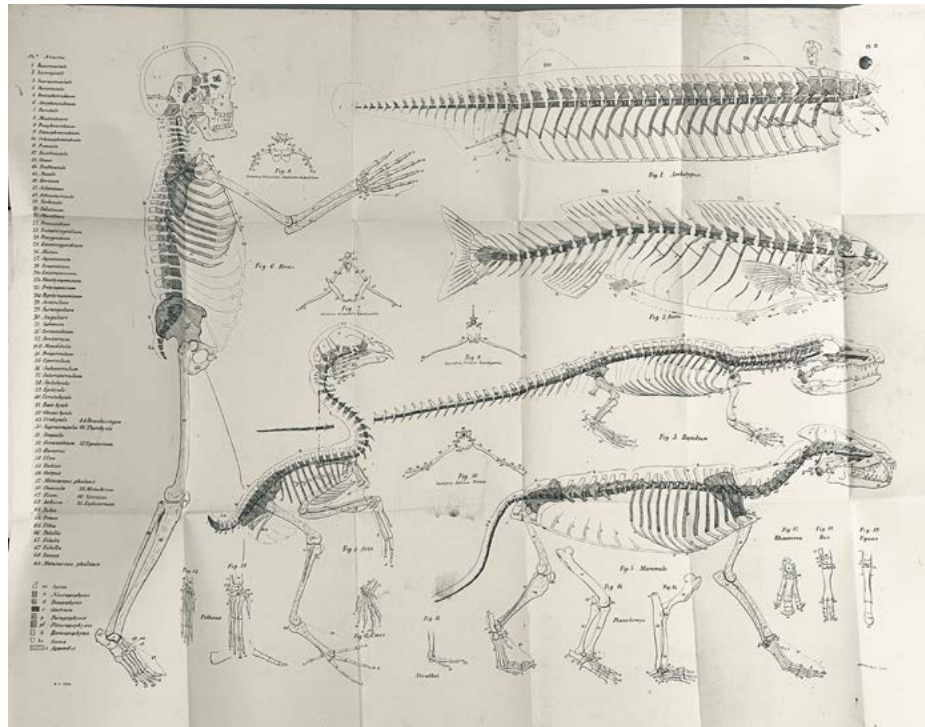
“... a tour de force that reflects the editor’s passion, persistence, and productivity. William Osler’s career and contributions have been kept alive by four generations of physicians and scholars, such as Richard Golden, John McGovern, Earl Nation, and Charles G. Roland. Bryan was already a member of that group, having published more than thirty articles about Osler over the past three decades. His crowning achievement, the Osler Encyclopedia, is (and will always be) an indispensable source for insight into Osler’s career, colleagues, contemporaries, and context, pertinent primary and secondary sources”—W. Bruce Fye, Emeritus Professor of Medicine, Mayo Clinic Alix School of Medicine, Rochester, Minnesota.

“A comprehensive encyclopedia on the most iconic physician in the history of American medicine . . . Physicians and scholars will find it engaging, as well as general readers interested in the culture of American medicine. A monumental contribution.” — Kenneth E. Ludmerer, Professor of Medicine, Washington University School of Medicine, St. Louis, Missouri.





“In an era when medicine is focused on concepts of professionalism and the inclusion of medical humanities in medical education and practice, the writings and approach of Osler and his life in medicine are increasingly relevant. Dr. Bryan and his army of Oslerian scholars have produced a remarkable work of scholarship on the life, work, colleagues and times of Sir William Osler.” —T. Jock Murray, Dean Emeritus, Dalhousie University School of Medicine, Halifax, Nova Scotia.

“Everything you always wanted to know about Sir William Osler has taken a quantum leap forward. Dr. Charles Bryan and 135 contributors have assembled *Sir William Osler: An Encyclopedia* which contains facts, reminiscences, essays, addresses, photos, and other memorabilia about Osler. It provides an unequalled resource for medical history and the humanities. A monumental achievement!” —Marvin J. Stone, Founding Director, Sammons Cancer Center, Baylor University Medical Center, Dallas, Texas. 45472



Owen on the Archetype . . .



35. Owen, Richard (1804-92). On the archetype and homologies of the vertebrate skeleton. 8vo. viii, 203pp. 6 plates (2 folding); 3 folding tables. London: for the author by Richard & John E. Taylor, 1848. 222 x 142 mm. (unopened). Original cloth, spine a bit faded, front free endpaper restored. Light browning, but very good to fine. \$4250

First Edition. Owen’s comprehensive account of transcendental osteology—i.e., an osteology based on the concept of an ideal form or archetype—was first delivered as a two-part report to the British Association for the Advancement of Science in 1846. “In mid-Victorian days . . . the archetype notion had above all a connotation of vertebrate morphology, and was closely associated with Owen’s book

On the Archetype. In fact the vertebrate archetype has been Owen's most enduring and most widely acknowledged claim to fame . . . Used in the sense of an abstract anatomical plan, the term appeared for the first time in Owen's writings in the published version of the two-part BAAS report . . . The BAAS report of 1847 did not yet contain the actual sketch of the vertebrate archetype. This appeared for the first time in 1848 when the report was published in book form, *On the Archetype*, with additional plates and thirty pages of new text" (Rupke, *Richard Owen: Victorian Naturalist*, p. 189; see also pp. 188-91). "Through his elaboration of his theory of archetypes, Owen provided a major assist to the much-needed standardization of anatomical nomenclature and greatly clarified the distinction between the anatomical concepts of homology and analogy" (*Dictionary of Scientific Biography*). Garrison-Morton.com 330. Owen, *Life*, II, p. 351. 50257




In the Original Parts

36. Owen, Richard (1804-92). The principal forms of the skeleton. Parts 1-4 (complete). 161-304pp. Text illustrations. London: W. S. Orr & Co., [1854]. 204 x 140 mm. Original printed wrappers, a little chipped, spine of part 4 worn away. Very good set. \$1500


First Edition, in the Rare Original Parts. Published as part of William S. Orr's *Circle of the Sciences*, Owen's *Principal Forms of the Skeleton* was a popular rendition of his *On the Archetype and Homologies of the Vertebrate Skeleton* (1849), the work in which he laid out his system of comparative osteology and developed his concept of the vertebrate archetype. "The vertebrate archetype (from the Greek *arkhe*, 'original,' and *tupos*, 'imprinted image') is one of the most fascinating constructs of what has been called the 'morphological period' in the history of biology (approximately 1800-1860). It represented the fullest expression of a belief in the fundamental relatedness, if not of all organisms, at least of all animals with endoskeletons. Moreover, as Darwin scholars have long recognized, the vertebrate archetype provided a direct stepping-stone to the notion of evolutionary ancestors" (Rupke, "Richard Owen's vertebrate archetype," 231). *The Principal Forms of the Skeleton* was issued in both parts and in book form, and went through at least a dozen English and American editions. Rupke, "Richard Owen's vertebrate archetype," *Isis* 84 (1993): 231-251; *Richard Owen, Victorian Naturalist* (1994), pp. 161-170. 40856

Inscribed to Thomas Rupert Jones



37. Owen, Richard (1804-92). On the development and homologies of the carapace and plastron of the chelonian reptiles. Offprint from *Philosophical Transactions* 139 (1849). [2], 151-171pp. Plate. 276 x 215 mm. Disbound. Minor toning but very good. *Presentation Copy*, inscribed by Owen to Thomas Rupert Jones (1819-1911) on the title: “T Rupert Jones Esq with the author’s respects.” \$650

First Edition, Offprint Issue. On the comparative anatomy of the shells of various turtle and tortoise species. Owen presented this copy to British geologist and paleontologist Thomas Rupert Jones, one of the 19th century’s leading authorities on microfossils. 46662



38. Owen, Richard (1804-92). (1) Description of the skull and teeth of the *Placodus laticeps*, Offprint from *Philosophical Transactions* 148 (1858). 169-184pp. 3 lithographed plates. 299 x 230 mm. Disbound; fragment of original front wrapper present, containing *Owen’s Presentation Inscription* to Thomas Rupert Jones (1819-1911): “T Rupert Jones Esq FGS with the author’s kind regards.” (2) Description of the remains of a bird, tortoise, and lizard from the chalk of Kent. Offprint (?) from *Transactions of the Geological Society*, 2nd series, 6 (1840). 411-413pp. Plate with separate printed key. Disbound. Together 2 items. 275 x 215 mm. Minor foxing and dust-soiling, but very good. \$850

(1) First Edition, Offprint Issue. Owen, the leading British paleontologist and comparative anatomist of the nineteenth century, presented in this paper the first classification and description of the fossil marine reptile *Placodus laticeps*, which lived during the Middle Triassic Period. Owen presented this copy to British geologist and paleontologist Thomas Rupert Jones, one of the 19th century’s leading authorities on microfossils.


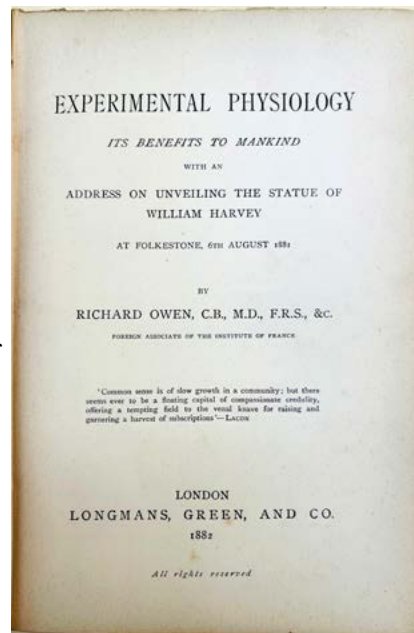
(2) First Edition. Descriptions of three fossils—bird, tortoise and lizard—excavated from the lower chalk of Kent. 46660

Owen's Defense of the Experimental Method in Medicine

39. Owen, Richard (1804-98). Experimental physiology: Its benefits to mankind with an address on unveiling the statue of William Harvey at Folkestone, 6th August 1881. vi, [2], 216pp. London: Longmans, Green, & Co., 1882. 188 x 122 mm. Original cloth, light wear at extremities and corners, front cover a bit bubbled. Minor foxing but very good.


\$500

First Edition of an atypical historical medical work by Richard Owen, who, like Thomas Huxley, was trained in medicine. Besides his contributions to paleontology, Owen was the leading comparative anatomist of his time. Owen's *Experimental Physiology*, an expanded version of his address delivered to commemorate the tercentenary of William Harvey's birth, formed part of the heated debate over vivisection that erupted after the passage in 1876 of the Cruelty to Animals Act. The anti-vivisection forces in Britain condemned animal experimentation as both immoral and scientifically useless, and their many attacks against physiological researchers in the press had done much to influence public opinion on the subject. To counter these attacks, an International Medical Conference was organized in 1881 to coincide with the Harvey tercentenary, and Richard Owen, one of the IMC's many illustrious participants, was asked to give a lecture at the unveiling of a new statue of William Harvey at Folkestone. "Owen delivered an address which turned out to be an uncompromising defence of the experimental method in physiological research and a sharply personal attack on its critics. It earned him much warm applause from the gathered crowd, and praise from his colleagues in letters and press reports . . . an enlarged version appeared the following year under the title *Experimental Physiology: Its Benefits to Mankind*" (Rupke, *Richard Owen: Victorian Naturalist*, p. 346). Owen expanded the printed version of his lecture to include not only the historical examples of Harvey and John Hunter, but also more recent instances such as Bell's work on the sensorimotor nerves, Lister's experiments with antiseptic surgery and the physiological research of Claude Bernard and Louis Pasteur. Garrison-Morton.com 14028. 48899



An Early & Rare Offprint on the Optical Behavior of Crystalline Substances

40. Pasteur, Louis (1822-95). Mémoire sur la relation qui peut exister entre la forme cristalline et la composition chimique, et sur la cause de la polarisation rotatoire. Offprint from *Comptes rendus des séances de l'Académie des sciences* 26 (1848). 4pp. 277 x 225 mm. Original plain wrappers, creased, chipped and splitting at spine, some tears mended with clear tape. Some toning and dust-soiling, two marginal tears mended with clear tape. Good copy. \$2750



First Edition, Rare Offprint Issue of one of Pasteur's early papers on the optical behavior of certain crystalline substances, which led to the foundation of stereochemistry. "Beginning about 1847, Pasteur carried out an impressive series of investigations into the relation between optical activity, crystalline structure, and chemical composition in organic compounds, particularly tartaric and paratartaric acids. This work focused attention on the relationship between optical activity and life, and provided much inspiration and several of the most important techniques for an entirely new approach to the study of chemical structure and composition. In essence, Pasteur opened the way to a consideration of the disposition of atoms in space, and his early memoirs constitute founding documents of stereochemistry" (*Dictionary of Scientific Biography*). 46655

Percy, Inspector-General of Medical Services for Napoleon's Grande Armée, Writes from the War in Canstadt

41. Percy, Pierre François (1754-1825). (1) Autograph letter signed to an unidentified French medical officer ("Monsieur l'Intendant général"). Bifolium. 1 page. Canstadt, 7 September 1806. 231 x 193 mm. Small portion torn from upper margin of integral blank, but fine otherwise. Docketed. (2) Engraved portrait of Percy by an unidentified artist. N.p., n.d. 145 x 107 mm. Mounted. Very good. \$600

Excellent letter from Percy, Inspector-General of Medical Services for Napoleon's Grande Armée, who introduced numerous important innovations in military medicine including the concept of triage and the creation of teams of stretcher-bearers (*brancardiers*) devoted solely to the care and evacuation of the wounded. "It was Percy who first specified the idea that evacuation from the battlefield should be based upon the seriousness of the wound and chances of survival if treated early. Evacuation was therefore not based upon wealth or rank. The palpably Republican notion of triage at this time laid the basis of a system that is used in military and civil disaster medicine to the present day" (Baker et al., pp. 260-261).

Percy's letter was written in Canstadt (modern-day Bad-Cannstatt) in the Kingdom of Württemberg, which had allied with Napoleon in his campaigns against Prussia, Austria and Russia. The date, 7 September 1806, was just a few weeks before the twin battles of Jena and Auerstedt (14 October 1806), in which Napoleon defeated the Prussian army and placed Prussia under the control of the French Empire. The letter suggests that Percy was helping to set up a treatment facility in anticipation of this major altercation, one of the bloodiest in the history of the Napoleonic Wars.

Monsieur l'Intendant-général, Tout est prêt, dans la 5e Division militaire, pour recevoir les malades dont vous avez ordonné la prompte évacuation sur Strasbourg. M. l'Ordonnateur Lyautey est en mesure, à cet égard, depuis plusieurs mois, et je viens encore de lui envoyer 20 chirurgiens, en cas que ses confrères des divisions contiguës en aient besoin.

Je joins ici l'état de chirurgien de tous grades à la suite de la grande Armée, qui sont actuellement à Strasbourg, ou dans les hôpitaux de la Division, indépendamment de ceux que S. E. le Ministre Directeur a spécialement affectés au service de la rive gauche du Rhin.

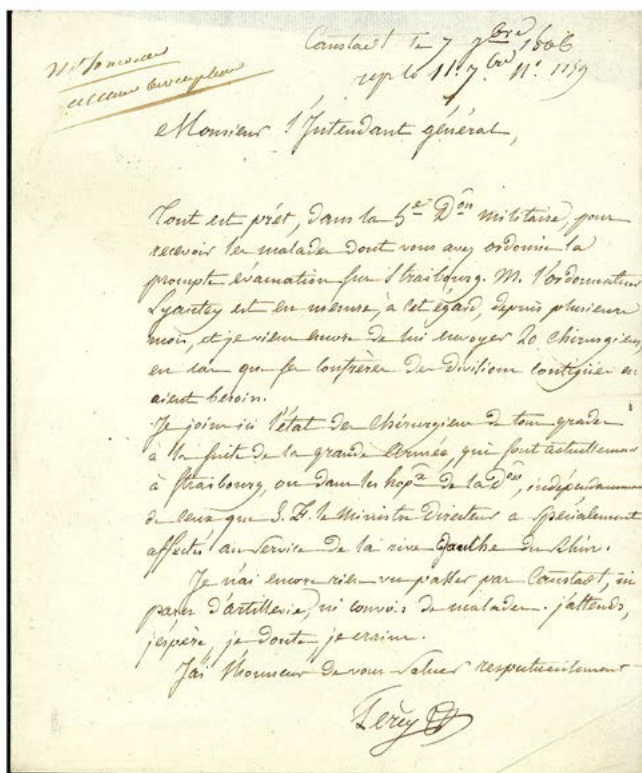
Je n'ai encore rien vu passer par Canstadt, ni [...] d'artillerie, ni convois de malades. J'attends, j'espère, je doute, je crains . . .

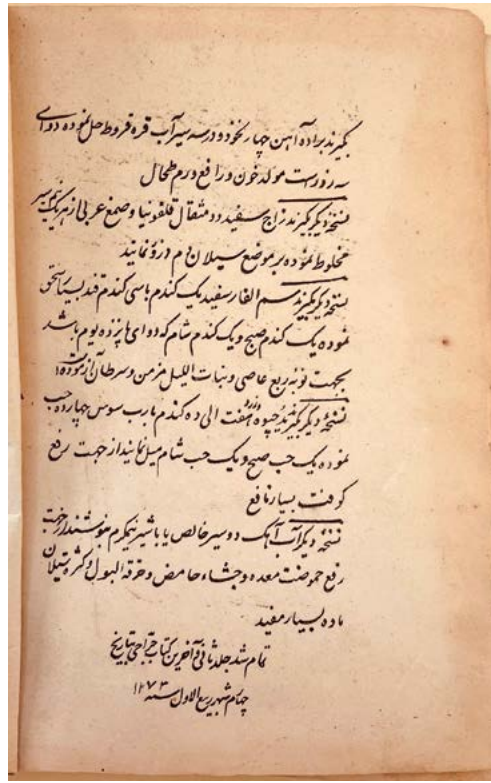
[Mr. Intendant-General, Everything is ready in the 5th Military Division to receive the sick whose prompt evacuation you have ordered to Strasbourg. M. l'Ordonnateur Lyautey has been able to do this for several months, and I have just sent him 20 surgeons, in case his colleagues in the adjoining divisions need them.

I add here the state of surgeons of all ranks following the Grande Armée [not included here], who are currently in Strasbourg, or in the hospitals of the Division, independently of those that His Excellency the Minister Director has specially assigned to the service of the left bank of the Rhine.

I haven't seen anything pass through Canstadt yet, neither [...] of artillery nor convoys of sick people. I wait, I hope, I doubt, I fear . . .

D. Baker et al., "Larrey and Percy—A tale of two barons," *Resuscitation* 66 (2005): 259-262. 48908





Left: Title-page

Right: Last page with colophon

The First Persian-Language Surgery & Ophthalmology Textbook Based on Western Medical Science—Of the Greatest Rarity

42. Polak, Jakob Edouard (1818-91). *Kitab-i jarrahi wa yak risalah dar kakhali* [in Persian; English translation: *Book on surgery with a treatise on ophthalmology*]. Lithographed text. 6, [2], 297, 5-7, 96, 4, 177, [27]pp. Text illustrations. Tehran, 1856/57 [AH 1273]. 208 x 145 mm. 19th-century morocco, some light wear and staining. A few leaves starting, first and last leaves a bit frayed but a very good, complete copy. \$45,000

First Edition of the first Persian-language surgery textbook based on western medical science. This work is of the greatest rarity! No copies of this work are cited in OCLC or the Karlsruhe Virtuuell Katalog, and there are no auction records of the sale of any copies. In our more than fifty years of experience trading in rare medical and scientific books we cannot recall any other printed medical book that may be considered unique in Europe and the U.S. The original edition is also *extremely rare in Iran*. The Iran Parliamentary library holds only one copy, and National Library of Iran, successor to the Dar al-Fanun, holds only another single copy.

Polak, an Austrian physician, was the first to establish a modern European-based medical curriculum in Iran, augmenting (and eventually supplanting) the traditional Galenic medicine that had been taught in that country since the tenth century. At the invitation of the Persian government, Polak moved to Tehran in November 1851 to teach at Iran’s newly established Dar al-Fonun (now the University of Tehran), the country’s first modern institute of higher learning, which included a medical school for the training of army physicians. He remained at the school for over eight years, returning to Austria in 1860.

During his tenure at Dar al-Fonun Polak instructed classes of 15-20 students in the basics of Western medicine and surgery—a task made more difficult by the students’ lack of the necessary scientific knowledge and background, since these first pupils “consisted mostly of princes, sons of courtiers and other high government officials” (Floor, p. 4).

فهرست جلد اول	
۱	فصل اول در بیان اقسام اورام
۲	فصل دوم در بیان اقسام اورام
۳	فصل سوم در بیان اقسام اورام
۴	فصل چهارم در بیان اقسام اورام
۵	فصل پنجم در بیان اقسام اورام
۶	فصل ششم در بیان اقسام اورام
۷	فصل هفتم در بیان اقسام اورام
۸	فصل هشتم در بیان اقسام اورام
۹	فصل نهم در بیان اقسام اورام
۱۰	فصل دهم در بیان اقسام اورام
۱۱	فصل یازدهم در بیان اقسام اورام
۱۲	فصل بیستم در بیان اقسام اورام
۱۳	فصل بیست و یکم در بیان اقسام اورام
۱۴	فصل بیست و دوم در بیان اقسام اورام
۱۵	فصل بیست و سوم در بیان اقسام اورام
۱۶	فصل بیست و چهارم در بیان اقسام اورام
۱۷	فصل بیست و پنجم در بیان اقسام اورام
۱۸	فصل بیست و ششم در بیان اقسام اورام
۱۹	فصل بیست و هفتم در بیان اقسام اورام
۲۰	فصل بیست و هشتم در بیان اقسام اورام
۲۱	فصل بیست و نهم در بیان اقسام اورام
۲۲	فصل سی و یکم در بیان اقسام اورام
۲۳	فصل سی و دوم در بیان اقسام اورام
۲۴	فصل سی و سوم در بیان اقسام اورام
۲۵	فصل سی و چهارم در بیان اقسام اورام
۲۶	فصل سی و پنجم در بیان اقسام اورام
۲۷	فصل سی و ششم در بیان اقسام اورام
۲۸	فصل سی و هفتم در بیان اقسام اورام
۲۹	فصل سی و هشتم در بیان اقسام اورام
۳۰	فصل سی و نهم در بیان اقسام اورام
۳۱	فصل سی و دهم در بیان اقسام اورام
۳۲	فصل سی و یازدهم در بیان اقسام اورام
۳۳	فصل سی و دهم در بیان اقسام اورام
۳۴	فصل سی و یازدهم در بیان اقسام اورام
۳۵	فصل سی و دهم در بیان اقسام اورام
۳۶	فصل سی و یازدهم در بیان اقسام اورام
۳۷	فصل سی و دهم در بیان اقسام اورام
۳۸	فصل سی و یازدهم در بیان اقسام اورام
۳۹	فصل سی و دهم در بیان اقسام اورام
۴۰	فصل سی و یازدهم در بیان اقسام اورام
۴۱	فصل سی و دهم در بیان اقسام اورام
۴۲	فصل سی و یازدهم در بیان اقسام اورام
۴۳	فصل سی و دهم در بیان اقسام اورام
۴۴	فصل سی و یازدهم در بیان اقسام اورام
۴۵	فصل سی و دهم در بیان اقسام اورام
۴۶	فصل سی و یازدهم در بیان اقسام اورام
۴۷	فصل سی و دهم در بیان اقسام اورام
۴۸	فصل سی و یازدهم در بیان اقسام اورام
۴۹	فصل سی و دهم در بیان اقسام اورام
۵۰	فصل سی و یازدهم در بیان اقسام اورام
۵۱	فصل سی و دهم در بیان اقسام اورام
۵۲	فصل سی و یازدهم در بیان اقسام اورام
۵۳	فصل سی و دهم در بیان اقسام اورام
۵۴	فصل سی و یازدهم در بیان اقسام اورام
۵۵	فصل سی و دهم در بیان اقسام اورام
۵۶	فصل سی و یازدهم در بیان اقسام اورام
۵۷	فصل سی و دهم در بیان اقسام اورام
۵۸	فصل سی و یازدهم در بیان اقسام اورام
۵۹	فصل سی و دهم در بیان اقسام اورام
۶۰	فصل سی و یازدهم در بیان اقسام اورام
۶۱	فصل سی و دهم در بیان اقسام اورام
۶۲	فصل سی و یازدهم در بیان اقسام اورام
۶۳	فصل سی و دهم در بیان اقسام اورام
۶۴	فصل سی و یازدهم در بیان اقسام اورام
۶۵	فصل سی و دهم در بیان اقسام اورام
۶۶	فصل سی و یازدهم در بیان اقسام اورام
۶۷	فصل سی و دهم در بیان اقسام اورام
۶۸	فصل سی و یازدهم در بیان اقسام اورام
۶۹	فصل سی و دهم در بیان اقسام اورام
۷۰	فصل سی و یازدهم در بیان اقسام اورام
۷۱	فصل سی و دهم در بیان اقسام اورام
۷۲	فصل سی و یازدهم در بیان اقسام اورام
۷۳	فصل سی و دهم در بیان اقسام اورام
۷۴	فصل سی و یازدهم در بیان اقسام اورام
۷۵	فصل سی و دهم در بیان اقسام اورام
۷۶	فصل سی و یازدهم در بیان اقسام اورام
۷۷	فصل سی و دهم در بیان اقسام اورام
۷۸	فصل سی و یازدهم در بیان اقسام اورام
۷۹	فصل سی و دهم در بیان اقسام اورام
۸۰	فصل سی و یازدهم در بیان اقسام اورام
۸۱	فصل سی و دهم در بیان اقسام اورام
۸۲	فصل سی و یازدهم در بیان اقسام اورام
۸۳	فصل سی و دهم در بیان اقسام اورام
۸۴	فصل سی و یازدهم در بیان اقسام اورام
۸۵	فصل سی و دهم در بیان اقسام اورام
۸۶	فصل سی و یازدهم در بیان اقسام اورام
۸۷	فصل سی و دهم در بیان اقسام اورام
۸۸	فصل سی و یازدهم در بیان اقسام اورام
۸۹	فصل سی و دهم در بیان اقسام اورام
۹۰	فصل سی و یازدهم در بیان اقسام اورام
۹۱	فصل سی و دهم در بیان اقسام اورام
۹۲	فصل سی و یازدهم در بیان اقسام اورام
۹۳	فصل سی و دهم در بیان اقسام اورام
۹۴	فصل سی و یازدهم در بیان اقسام اورام
۹۵	فصل سی و دهم در بیان اقسام اورام
۹۶	فصل سی و یازدهم در بیان اقسام اورام
۹۷	فصل سی و دهم در بیان اقسام اورام
۹۸	فصل سی و یازدهم در بیان اقسام اورام
۹۹	فصل سی و دهم در بیان اقسام اورام
۱۰۰	فصل سی و یازدهم در بیان اقسام اورام




Without a doubt, establishing modern terminology in Latin, French, Arabic and Persian was a central element in the development of modern medical education and a project which Polak, in retrospect, described as a “difficult task” and accordingly counted among his “best achievements.” Polak taught anatomy, physiology, pathology, ophthalmology, and surgery. With regard to the selection and arrangement of the teaching material, the design of the lessons followed two textbooks written by Polak and translated into Persian (Gächter, p. 77 [all translations ours]).

Polak’s first textbook, on anatomy, was published in 1854. Three years later Polak published the present textbook on surgery and ophthalmology, the first Persian-language textbook on its subjects to be based on Western medical science. Polak based his textbook on Joseph Maximilien Chelius’s *Handbuch der Chirurgie* (1830) and *Handbuch der Augenheilkunde* (1843), but added chapters of his own on local maladies such as leishmaniasis, guinea worm, leprosy and bladder stones, based on his own extensive experience treating these diseases in Persia. In his textbook Polak

not only introduced the new surgical-medical terminology . . . but also dedicated a chapter to those surgical instruments that “doctors have to carry in their pockets.” The textbook is divided into three parts: the first part deals with the theoretical basics of the subject of surgery; the second with practical principles of operations and the third with ophthalmology . . .

It is noteworthy that in writing his surgical textbook, Polak incorporated a number of theories from traditional Persian medicine so that, he said, Persian doctors would accept his presentation. He added for example a section on “fever theory,” although he no longer believed in “essential fevers,” so that a usable course of treatment could be taken even in the case of a missing or incorrect diagnosis (Gächter, pp. 79-80).

To familiarize himself with Persian medical nomenclature Polak read a number of Persian books with medical content, including summaries of Galen and Avicenna (ibn Sina). W. Floor, *The Beginnings of Modern Medicine in Iran*, pp. 1-15. A. Gächter, *Der Leibartz des Schah: Jakob E. Polak 1818-1891*, pp. 76-80; 245. Polak, Jakob Eduard in *Encyclopaedia Iranica* (online). 50320




Project Rand Investigates the Feasibility of Building an Earth-Orbiting Satellite

43. Project RAND. (1) First quarterly report: World-circling space ship. RA-15001. Appendix II. Copy no. 67. 15pp. [Santa Monica:] Douglas Aircraft Company, June 1946. Mimeographed distribution list (6ff.) laid in. (2) Second quarterly report. RA-15004. Copy no. 115. 75pp. [Santa Monica:] Douglas Aircraft Company, September 1, 1946. (3) Third quarterly report. RA-15012. Copy no. 97. 34, 122pp. [Santa Monica:] Douglas Aircraft Company, December 1, 1946. (4) Whipple, Fred L. (1906-2004). Possible hazards to a satellite vehicle from meteorites. 61-68pp. [Santa Monica:] Douglas Aircraft Company, September 1, 1946. (5) Serber, Robert (1909-97). The use of atomic power for rockets. 69-70pp. [Santa Monica:] Douglas Aircraft Company, September 1, 1946. Together 5 items, in the original printed soft covers; boxed. 281 x 218 mm. A few minor chips and tears, but very good. From the library of Theodore von Kármán (1881-1963), with his characteristic docketing on the front covers of nos. (1) and (2) and his name inscribed in a secretarial hand on the same covers.

\$8500


First Editions. Project RAND (now the RAND Corporation), a private think tank providing research and analysis to the United States Armed Forces, began operations in December 1945 as a subsidiary of the Douglas Aircraft Company. Project RAND's first task was to investigate the feasibility of Earth-orbiting space satellites, and in May 1946 it issued its first report on the subject, *Preliminary Design of an Experimental World-Circling Spaceship*. This was a mimeographed typescript document likely not intended for wide distribution, and we have never seen or heard of a copy for sale.

Project RAND followed its *Preliminary Design* with more satellite studies, published in four *Quarterly Reports* issued between June 1946 and March 1947. The reports, all marked "Secret," evaluated various possible rocket configurations and propellants needed to launch a satellite into orbit, favoring "a three-stage rocket



using hydrazine and oxygen, with an initial mass of 38,600 kilograms and an orbit altitude of 648 kilometers” (J. Sloop, *Liquid Hydrogen as a Propulsion Fuel*, p. 42). Project RAND’s initial satellite study ended in April 1947; although it bore no immediate fruit, it paved the way for RAND’s further work on long-range rockets and intercontinental ballistic missiles.

We are offering the second and third of Project RAND’s quarterly reports here (nos. [2] and [3] above), together with two offprints from the second report (nos. [4] and [5]), and Appendix II to the first quarterly report (no. [1]), which summarizes the earlier *Preliminary Design*. The distribution list laid into Appendix II indicates that only 208 copies of the quarterly reports were printed. The copies offered here are from the library of aviation and aerospace pioneer Theodore von Karman. 48407, 48408, 48409, 48410, 48411





Roget Invents the Log-Log Slide Rule

44. Roget, Peter Mark (1779-1869). Description of a new instrument for performing mechanically the involution and evolution of numbers. Offprint from *Philosophical Transactions* 105 (1815). 20pp. 3 folding plates. 270 x 216 mm. Without wrappers. First leaf loose, plates a bit foxed, minor offsetting from first plate but very good. \$1250

First Edition, Offprint Issue. Roget, the compiler of *Roget's Thesaurus*, is also known for inventing the log-log slide rule, which allows the user to directly perform calculations involving roots and exponents. He announced his invention in the present paper, read before the Royal Society by William Wollaston on 17 November 1814:

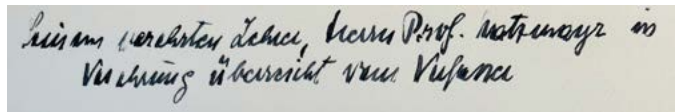
Providing a brief history of the slide rule, Roget's paper explained how the scale developed by the seventeenth-century astronomer Edmund Gunter, which was based on logarithms, made it possible to multiply and divide large numbers. Roget sought to build on other recent attempts to broaden its use . . . What Wollaston unveiled to the world that November night was Roget's new scale—also based on logarithms—that could ascertain the powers and roots of numbers. What Roget invented was the log-log scale, the centerpiece of the modern slide rule, which remained in wide use until the rise of the pocket calculator in the 1970s (Kendall, *The Man Who Made Lists: Love, Death, Madness and the Creation of Roget's Thesaurus*, pp. 196-197).

On the strength of this paper, Roget was elected a Fellow of the Royal Society. 48911



Sänger Inscribes the Book Conceptualizing the Space Shuttle and X-Planes to his Former Professor


45. Sänger, Eugen (1905-64). *Raketenflugtechnik*. ix, 222, [2]pp. Text illustrations. Munich and Berlin: R. Oldenbourg, 1933. 238 x 168 mm. Original cloth, rear hinge partly split, some spotting in the cloth; text is clean. Very good. *Presentation Copy, Inscribed by Sänger to his former professor, Richard Katzmayr* (b. 1884), whom he thanked in the introduction: “Seinem verehrten Lehrer, Herrn Prof. Katzmayr in Verehrung überreicht vom Verfasser.” \$2750



First Edition. Sänger’s *Raketenflugtechnik* (Rocket-powered flight) was the first study to lead to the eventual development of a reusable human-piloted rocket-powered space plane, a concept that evolved into the X-planes and the Space Shuttle. Sänger’s “Silverbird,” which he and his associate (and future wife) Irene Bredt continued to refine during the 1930s, was conceived of as “a winged vehicle propelled by a rocket engine burning liquid oxygen and kerosene, capable of reaching Mach 10.0 at altitudes in excess of 100 miles” (Jenkins, *Space Shuttle*, p. 1). In order to realize his concept of a reusable rocket engine Sänger had to solve the major problem of how to cool the engine. He accomplished this by designing a “regeneratively cooled” engine cooled by its own fuel circulating around the combustion chamber. “Between 1932 and 1934, [Sänger] performed a series of pioneering experiments with reinforced cooled liquid rocket motors capable of burning mixtures of gas-oil and liquid oxygen (LOX), achieving thrust levels up to 30kp, pressures up to 50 bars, and exhaust velocities of about 3,000 m/s” (Sänger & Szames, “From the Silverbird to interstellar voyages,” p. 2). Sänger originally submitted *Raketenflugtechnik* as his thesis for an engineering degree from the Technical University of Vienna, but it was rejected as too fanciful. Sänger presented this copy to one of his former teachers at the University, Professor Richard Katzmayr, author of several works on aerodynamics. Sänger-Bredt & Engel, “The development of regeneratively cooled liquid rocket engines in Austria and Germany, 1926-42,” in Durant & James, eds., *First Steps toward Space*, pp. 217-46. 40941

On the Carrel Method, Inscribed to Thomas S. Cullen

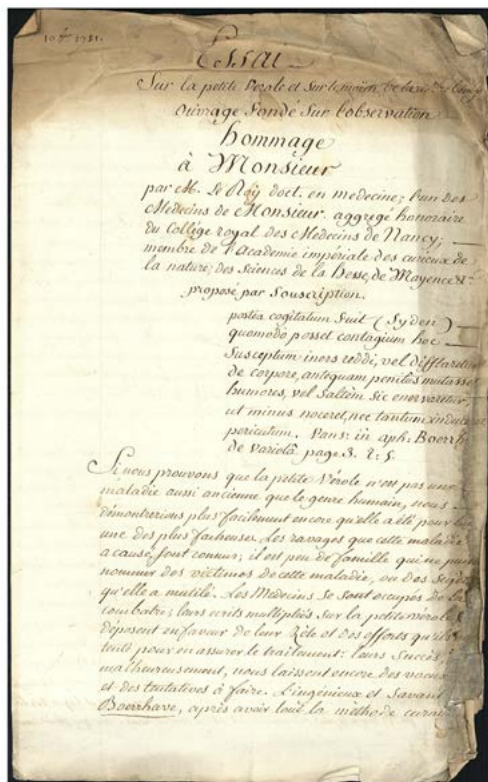
46. Sherman, William O'Neill (1880-1979). The Carrel method of wound sterilization: Its use in military, industrial, and civil practice. Offprint from *Surgery, Gynecology and Obstetrics* (1917).



55pp. Text illustrations. 193 x 134 mm. Original printed wrappers, corner of front wrapper chipped. Very good. *Presentation Copy*, inscribed by the author to Thomas S. Cullen (1868-1953) on the front wrapper: “To Dr. Thomas S. Cullen—with kindest regards—Wm. O’Neill Sherman—April 9, 1917.” Cullen’s stamp on the front wrapper. \$375

First Edition, Offprint Issue. At the beginning of the First World War Alexis Carrel, the Nobel Prize-winning physician who was the first to successfully transplant blood vessels and organs, developed a protocol for treating battle wounds known as the Carrel-Dakin method, involving debridement and regular irrigation with a special antibacterial solution. His method met with a good deal of resistance among military surgeons, not only because it took time and required extensive training, but because many medical professionals still doubted the efficacy of the antiseptic system introduced by Lister fifty years before. To promote his system of wound treatment, Carrel enlisted the help of William Sherman, chief surgeon to the Carnegie Steel Corporation, who published several papers endorsing the Carrel-Dakin method and taught courses

on it for military officers. Sherman presented this copy of *The Carrel Method* to Thomas Cullen, professor of gynecology at Johns Hopkins Hospital. C. T. Ambrose, “A letter from Alexis Carrel concerning the preantibiotic treatment of war wounds: The Carrel-Dakin solution,” *Journal of Medical Biography* 29 (2021): 3-9. 50280



Manuscript Prospectus Prepared for Louis Stanislas, Later Louis XVIII, for a Treatise on the Treatment of Smallpox

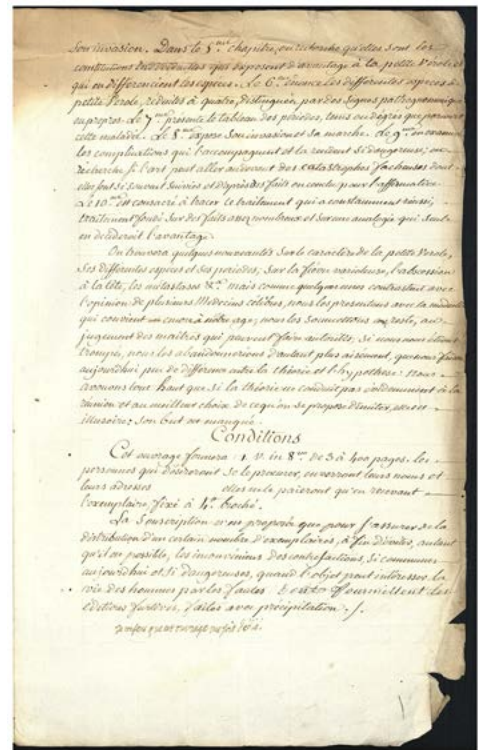
47. [Smallpox] Le Roy. Essai sur la petite vérole et sur le moïen de la rendre bénigne. Ouvrage fondé sur l’observation. Hommage à Monsieur par M. Le Roy doct. en médecine . . . Manuscript document in French. Bifolium. 3pp. N.p., 10 February 1781. 373 x 232 mm. Top margin sunned, stain on fore-edge of first leaf partially affecting a few words, some fraying and creasing, but on the whole very good. Transcript and translation included. \$1500

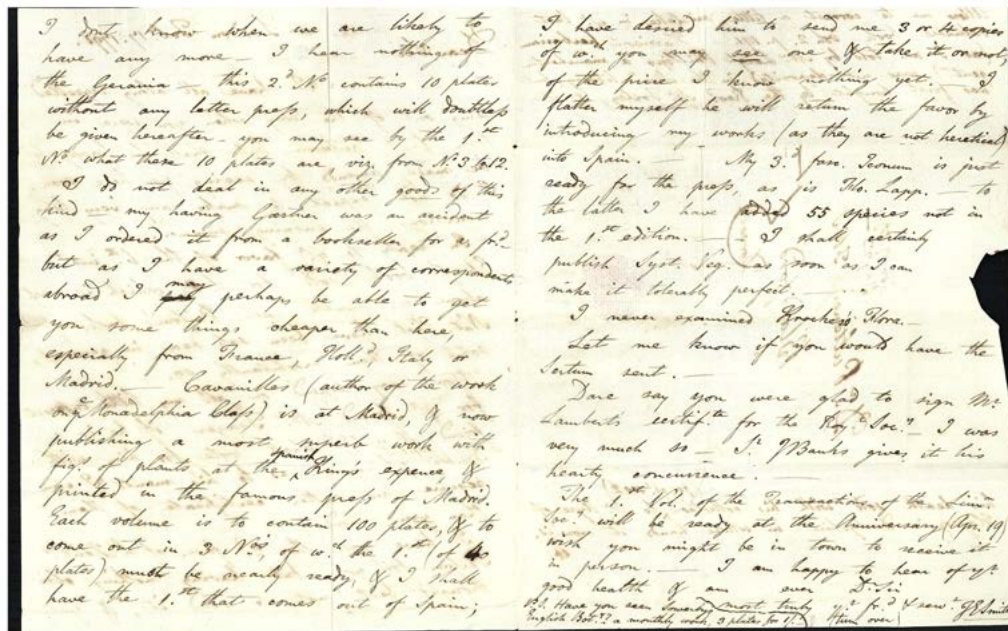
Manuscript prospectus for a treatise on smallpox and its treatment, by M. Le Roy, physician to Louis Stanislas [later Louis XVIII] (1755-1824), Comte de Provence and brother of King Louis XVI. It was Le Roy’s intention to dedicate this work to Louis Stanislas, as can be seen by his addressing it to “Monsieur,” the royal title given to the French king’s oldest living brother. We know that Louis Stan-

islas saw this prospectus, for at the foot of the document's third page is an inscription in a separate hand: "Je consens que cet ouvrage me soit dédié" [I agree to having this book dedicated to me].

The prospectus states that Le Roy was "aggrégé honoraire du Collège Royal des Médecins de Nancy; membre de l'Académie impériale des curieux de la nature; des sciences de la Hesse, de Mayence, &c.," indicating that he had connections in northeastern France and held memberships in the Deutsche Akademie der Naturforscher Leopoldina ("l'Académie impériale des curieux de la nature") as well as the scientific academies in Hesse and Mainz. We have not been able to further identify the author, and we can find no indication that his work on smallpox was ever published.

Le Roy here announces his intent to publish his method of rendering smallpox harmless (*bénigne*), spurred by the example of Herman Boerhaave: "The ingenious and learned Boerhaave, after praising the curative method of the illustrious Sydenham, urges us to carry out new research: He encourages us, assuring us that one day a specific against smallpox will be found. Whatever good opinion I have of this author, famous in every way, I doubt that we will arrive at the goal to which he aimed. But if, limiting our views to that of arresting the effects of smallpox miasma, we arrived at this happy end, would we not have fulfilled the wish of the doctors and the desire of the public? I would dare to hope for it, if the circumspection so wise in all men, were not even more necessary in a doctor. Facts already numerous, however, seem to authorize me to do so . . ." He places smallpox's origin in Arabia, "in the same year that Mohammed was born . . . Mohammad and smallpox were two scourges added to the misery of mankind." He summarizes the contents of his proposed book's ten chapters, which would cover, among other things, the various types of smallpox and their complications, the times and climates most conducive to the disease's spread, and the author's method of treatment. The book was to be offered by subscription, "in order to avoid, as much as possible, the inconveniences of counterfeits, so common today and so dangerous" [all translations ours]. 50306





James Edward Smith Writes to Richard Pulteney Regarding Numerous Botanical Books

48. Smith, James Edward (1759-1828). Autograph letter signed to Richard Pulteney (1730-1801). Bifolium. 4pp., including address leaf. London, 17 February 1791. 237 x 188 mm. Minor soiling, small lacuna where seal was cut, not affecting the text, but very good. \$2850

Long and interesting letter from British botanist James E. Smith, founder of the Linnean Society and author of numerous works on botany, including *Flora Britannica* (1800-1804), *The English Flora* (1824-28) and seven volumes of the *Flora Graeca* (1806-40); he also contributed over 3300 articles on botany to Rees’s *Cyclopaedia* between 1808 and 1819. His correspondent was fellow botanist Richard Pulteney, promoter of Linnean taxonomy and author of the first biography in English of Carl Linnaeus (*A General View of the Writings of Linnaeus*, 1781).

Smith’s letter refers to numerous books on natural history, including his own—he seems to have been something of a book dealer, or book distributor, at least to his friends and correspondents:


. . . I reply to yr. favor of the 6th inst. Ehret’s book sold for £8, which is much above yr. mark—all Paitoni’s books of Nat. Hist. have been sold dear in general, some of them exorbitantly so . . .

I have got the 2d fasc. of L’Herit[ier]’s Sertum for you, but having nothing else thought it best not to send it, & yet I don’t know when we are likely to have any more. I have nothing of the Gerania—this 2d no. contains 10 plates without any letter press, which will doubtless be given hereafter—you may see by the 1st No. what these 10 plates are, viz. from No. 3 to 12.

I do not deal in any other goods of this kind—my having Goestner was an accident as I ordered it from a bookseller for a fr[ien]d—but as I have a variety of correspondents abroad I may perhaps be able to get you some things cheaper than here, especially from France, Holl[an]d, Italy or Madrid. Cavanilles (author of the work on the Monadelphia Class) is at Madrid, & now publishing a most superb work with figs. of plants at the Spanish king’s expence . . . I have desired him to send me 3 or 4 copies of wch. you may see one & take it or not, of the price I know nothing yet. I flatter myself he will return the favor by introducing my works (as they are not heretical) into Spain.

My 3d fasc. Iconum is just ready for the press, as is Flo. Lapp.—to the latter I have added 55 species not in the 1st edition. I shall certainly publish Syst. Veg. as soon as I can make it tolerably perfect . . .

“Ehret’s book” may refer either to Christopher Trew’s *Plantae selectae* (1750-73) or to his *Hortus nitidissimis omnem per annum superbiens floribus* (1750-86), both of which were illustrated by Georg Dionysius Ehret (1708-70). The



library of Giovanni Battista Paitoni (d. 1788), comprising “a copious and extraordinary fine collection of books in almost every branch of science and polite literature” (*Bibliotheca Paitoniana. A Catalogue of the Truly Valuable and Justly Celebrated Library of the Late Eminent Sig. Jo. Bapt. Paitoni, M.D.* [1790]) was auctioned in two parts in November 1790 and January 1791. “Sertum” and “Gerania” refer to two works by Charles Louis L’Héritier de Brutelle (1746-1800): *Sertum Anglicum, seu, Plantae rariores quae in hortis juxta Londinum* (1789-93) and *Geraniologia* (1787-88). The *Icones et descriptiones plantarum* of Antonio José Cavanilles (1745-1804) appeared between 1791 and 1801; his *Monadelphiae classis dissertatione decem* was published in 1790. Smith mentions two of his own works: *Plantarum icones hactenus ineditae* (1789-91), and his upcoming edition of Linnaeus’s *Flora Laponica* (1792). “Syst. Veg.” is most likely a reference to Linnaeus’s *Systema vegetabilium* (1774 and later eds.). 48593


Medical Topography: A Collection of 45 Works on 45 Different Locations


49. Topographies Médicales. Collection of 45 medical theses on medical topography; [click here](#) for complete listing. 3 volumes. 1803-66. 19th-century quarter morocco, marbled boards, slight edgewear. Minor foxing and toning but very good. Manuscript tables of contents in a 19th-century hand in each volume.

\$950

Interesting and unusual collection of medical theses highlighting an important aspect of early and mid-nineteenth century public health. Incorporating studies of 45 distinct and varied places, this collection could be the basis of significant research projects on comparative medical geography and topography.



The practice of medical topography—the study of the association between a region’s specific geographical characteristics and the health outcomes of its inhabitants—goes back to Hippocrates’s treatise *On Airs, Waters and Places* (ca. 400 BCE). Prior to the advent of the germ theory of disease in the late 1800s, medical topography formed a significant part of





public health investigation, as can be seen in this collection of theses surveying the medico-geographical features of various parts of France and Europe. Medical topography can be seen as an ancestor of the modern disciplines of health geography and medical geography.

The theses in the first volume describe the medical topography of Iceland, St. Petersburg (Russia), Belgium, Badajoz (Spain), Pamplona (Spain), Gibraltar, Rome, Patras (Greece), Naples and Corsica; the remaining two volumes contain theses on the medical topography of various parts of France. The earliest dates from 1803, during the time of the Napoleonic Wars; the latest dates from 1866, during the reign of Napoleon III. Several theses discuss the topic of intermittent fever, which is commonly caused by malaria. 48914



Inscribed by Valier

50. Valier, Max (1895-1930). *Raketenfahrt*. viii, 252pp. Text illustrations. Munich & Berlin: R. Oldenbourg, 1928. 216 x 137 mm. Text illustrations. Original cloth, hinges just starting to crack; dust-jacket (a few chips and tears). Inscribed by Valier on the title: “Herrn Keller zum Erinnerung an meinen Vortrag in Zurich vom 13.III. 1929 mit dem [...] kamaradschaftlicher Grüsse in [...] überreicht Max Valier.” \$850

Fifth printing; originally published in 1924 under the title *Der Vorstoss in den Weltenraum* (Advance into interplanetary space). “From 1925 to 1929 this book went through five printings without important changes; in 1930 a revised and greatly enlarged edition was published” (Ley, p. 421). Valier, a writer of popular science

books, was one of the first champions of Oberth's work in rocketry and space flight; his 1924 book and its subsequent printings / editions were "enormously successful in popularizing Oberth's ideas" (Winter, *Founders of Spaceflight Theory*, p. 25). Valier went on to design his own spacecraft and rocket cars; in 1930 he was killed when one of his rocket car engines exploded. Ley, *Rockets, Missiles and Space Travel*, pp. 115, 135. Ordway, *Blueprint for Space*, pp. 62-63. 50267

The Paperback Version, Inscribed

51. Valier, Max (1895-1930). *Raketenfahrt*. viii, 252pp. Text illustrations. Munich & Berlin: R. Oldenbourg, 1928. 216 x 137 mm. Text illustrations. Original pictorial soft covers, slightly worn. Very good. Inscribed by Valier on the title: "Frl. Dr. Gertie Guckenheimer in Hochschätzung und Freundschaft zugeeignet. Mit Kamaradschaftlichen Grüßen Max Valier Berlin 11.11.1928."

\$950


The rare paperback version of the fifth printing. 50268





First Description of the Pons—Extraordinarily Rare First Edition

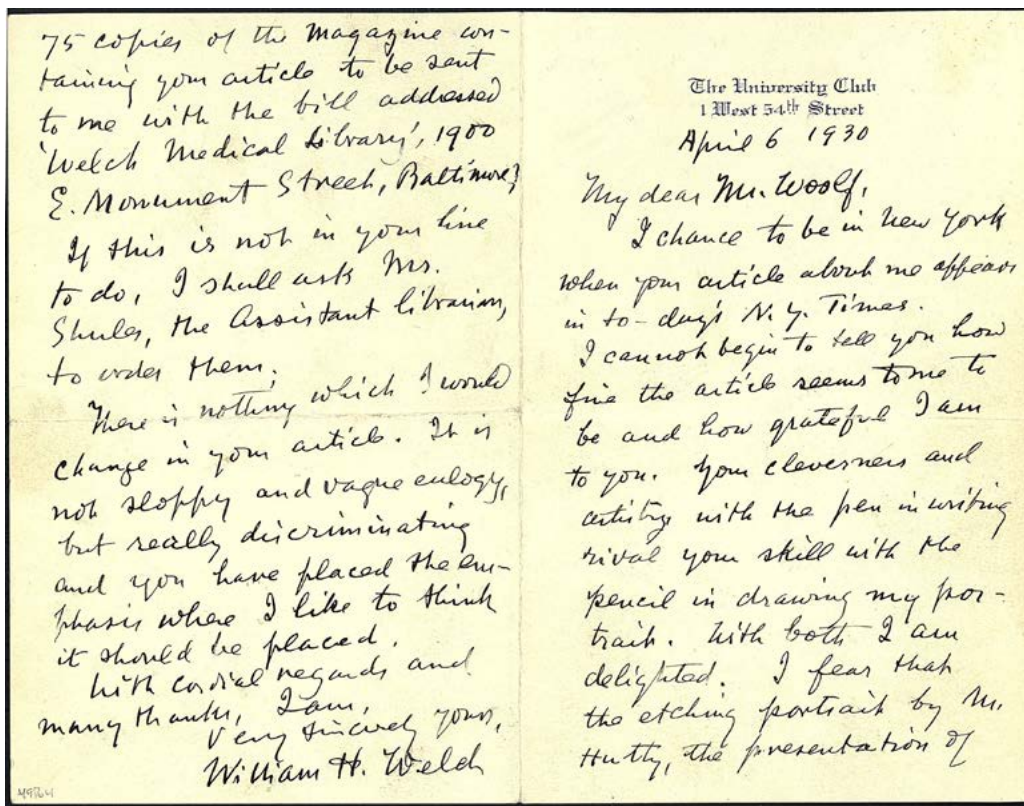
52. Varolio, Costanzo (1543-75). *De nervis opticis nonnullisque aliis praeter communem opinionem in humano capite observatis*. [8], 32ff. Text woodcuts. Padua: apud Paulum & Antonium Meiettos fratres, 1573. 144 x 91 mm. Later vellum; boxed. Woodcuts on ff. 17 and 19 trimmed, but very good. \$27,500



Extraordinarily Rare First Edition, with only the National Library of Medicine copy recorded in North American libraries. This copy sold at auction in 1989 for \$12,100, an extraordinarily high price for the time, reflecting the work's extreme rarity.

Varolio was the first anatomist to remove the brain and dissect it from below, thus allowing him to observe and describe the pons for the first time. "By this new method Varolio was able to make some contributions to the knowledge of the course and termination of the cranial nerves and to trace the course of the optic nerve approximately to its true termination. His name is perpetuated in the *pons varolii*" (Garrison-Morton.com 1478). "Although the pons is now considered to be part of the brainstem, Varolio's account of it . . . is the first detailed description of a cerebellar connection" (Clarke & O'Malley, *The Human Brain and Spinal Cord*, p. 634). The work is illustrated with three woodcuts of the brain

drawn by Varolio himself. Durling, *A Catalogue of Sixteenth Century Printed Books in the National Library of Medicine*, no. 4542. 50419



"I cannot begin to tell you how fine the article seems to me . . ."

53. Welch, William Henry (1850-1934). Autograph letter signed to [Samuel Johnson] Woolf (1880-1948). Bifolium. 4pp. New York, 6 April 1930. Slight soiling but very good. \$2250

From William H. Welch, one of the "Big Four" founding professors of the Johns Hopkins Hospital and the first dean of the Johns Hopkins School of Medicine; he was often referred to during his life as the "Dean of American Medicine." In the present letter, written to a freelance reporter and artist, Welch thanks Woolf effusively for the latter's illustrated article on Welch published that day in the *New York Times Magazine*:

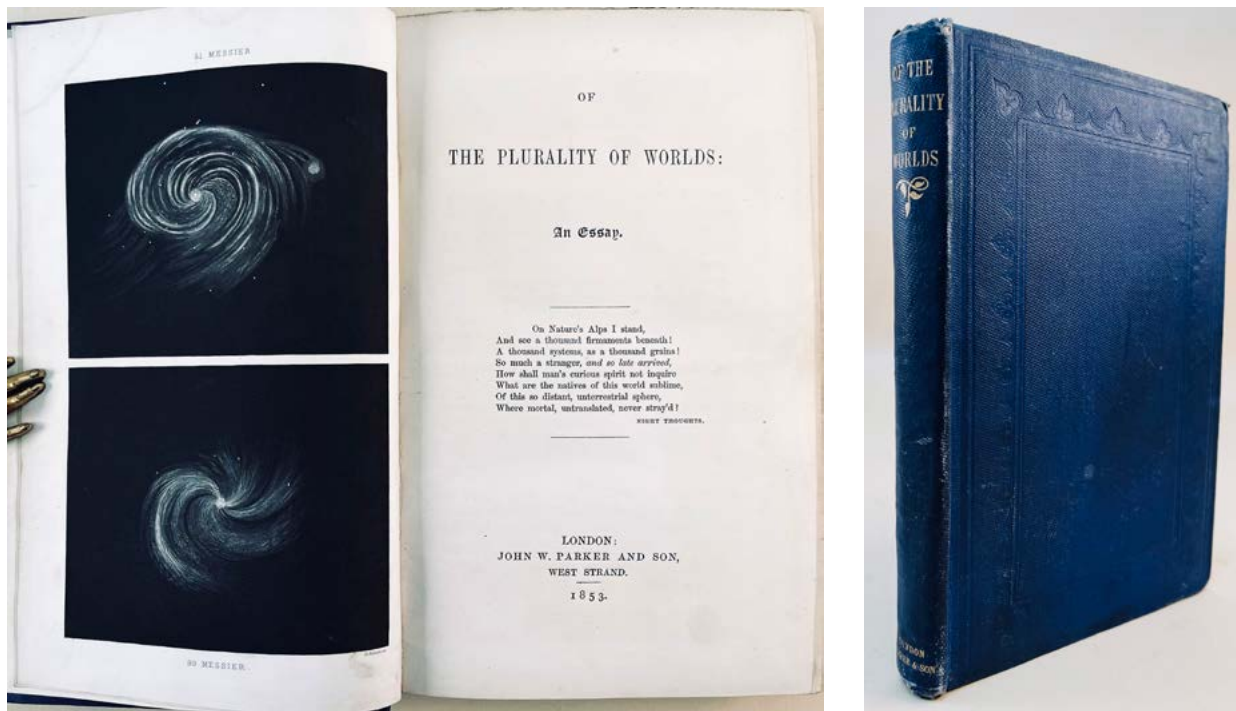
My dear Mr. Woolf, I chance to be in New York when your article about me appears in to-day's N. Y. Times.

I cannot begin to tell you how fine the article seems to me to be and how grateful I am to you. Your cleverness and artistry with the pen in writing rival your skill with the pencil in drawing my portrait. With both I am delighted. I fear that the etching portrait by Mr. Hutty, the presentation of which by President Hoover, is the immediate occasion of the ceremony on Tuesday, may suffer in comparison with your drawing, which seems to me quite wonderful.

I was at first at a loss to know where you got all that information which you put in my mouth quite correctly about contagion and miasm, the history of bacteriology, etc. etc., until I recall that I gave you some reprints. I recall that I picked these up because they happened to be at hand, and it is fortunate that I did so, for you got very little information from me in our conversation. I was as much interested in you as you could have been in me, and I realize that you had difficulty in pinning me down to talking on the subjects which you had in mind . . .

Welch was so taken with Woolf's article that he asked Woolf to send him "75 copies of the Magazine . . . to be sent to me with the bill addressed 'Welch Medical Library.'"

The letter's second paragraph refers to the upcoming special 80th birthday celebration to be held in Welch's honor in Washington on 8 April, attended by President Herbert Hoover and 1600 other guests. For this occasion, the artist Alfred Hutty (1877-1954) had been commissioned to create an etched portrait of Welch, which was presented to Welch during the celebration. 49564



54. [Whewell, William (1794-1866).] *Of the plurality of worlds: An essay.* v, [3], 279pp. Frontispiece. London: John W. Parker & Son, 1853. 223 x 142pp. Original cloth stamped in gilt and blind, light edgewear, small gouge in back cover. Light toning but very good. \$850



First Edition. In this anonymously published work, the British polymath William Whewell emphatically rejected, on both scientific and theological grounds, the possibility that life—particularly intelligent life—could exist on other planets. The question of extra-terrestrial life has been argued over since the days of Aristotle and Lucretius, but Whewell was reacting in particular to the evolutionary ideas expressed in Robert Chalmers’s *Vestiges of the Natural History of Creation* (1844), which argued that the entire universe, including all existing and potential life forms, had developed in an evolutionary fashion from clouds of gas. “Such a doctrine was anathema to Whewell who, although no biblical literalist, could not accept anything other than a miraculous origin for living beings, especially human-like living beings . . . On the one hand, there was the need to preserve the unique status of humankind. It is we here on Earth who have the special relationship with God, it is we who are made in his image, and it is for our sins alone that He died on the cross so that we might be saved . . . On the other hand, as Whewell saw it, a full-blooded plurality begs for—practically necessitates—a background of evolutionism. Instead of organisms appearing providentially here on Earth—coming through the miraculous interventions of a benevolent Creator—they arrive apparently to order, whenever and wherever the space is available. If this is not to come by material law, in an evolutionary fashion, it is certainly to come by something suspiciously similar. Such a horrendous possibility must be stopped in its tracks” (Ruse, pp. 12-13).

Whewell’s *Plurality of Worlds* sparked an enormous controversy, the largest in the 15 years between Chambers’s *Vestiges* and the publication of *On the Origin of Species* (1859). Most critics opposed Whewell’s arguments, including David Brewster and Thomas Huxley, whom Whewell in turn pilloried in the second edition of his work.

One of the last of the great scientific generalists, Whewell wrote on mathematics, mechanics, physics, geology, astronomy and economics. He coined the words “scientist,” “physicist,” “consilience,” “catastrophism,” “uniformitarianism,” “ion,” “anode” and “cathode.” M. Ruse, “Introduction,” in W. Whewell, *Of the Plurality of Worlds* (Chicago & London: University of Chicago Press, 2001), pp. 1-31. 50282

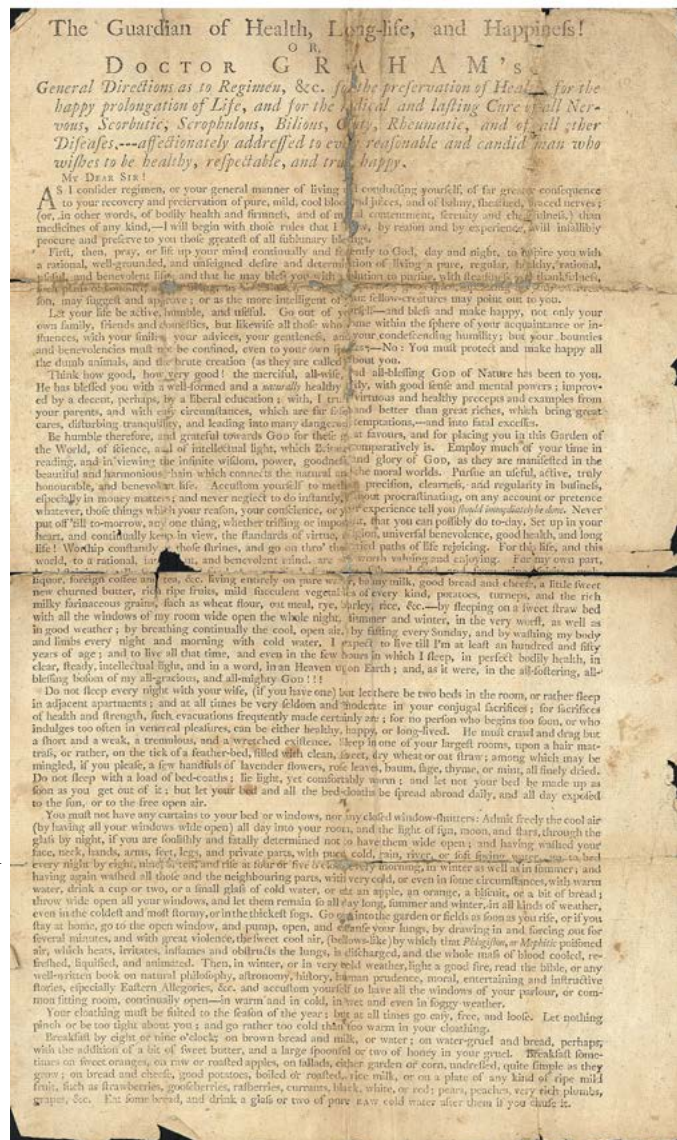
*The Proprietor of "The Celestial Bed"
Now Considered "the World's First Sex
Therapist"—A Collection*

55. Graham, James (1745-94). Collection of 25 items promoting Graham's sex therapies, "earth-bathing," etc., including a **possibly unique broadside**, a volume of pamphlets inscribed by Graham to his son, and another extremely rare presentation inscription in Graham's hand, as listed below. In eight volumes, plus two pamphlets and the broadside. Some soiling, but overall good to very good; see below for condition details. \$15,000

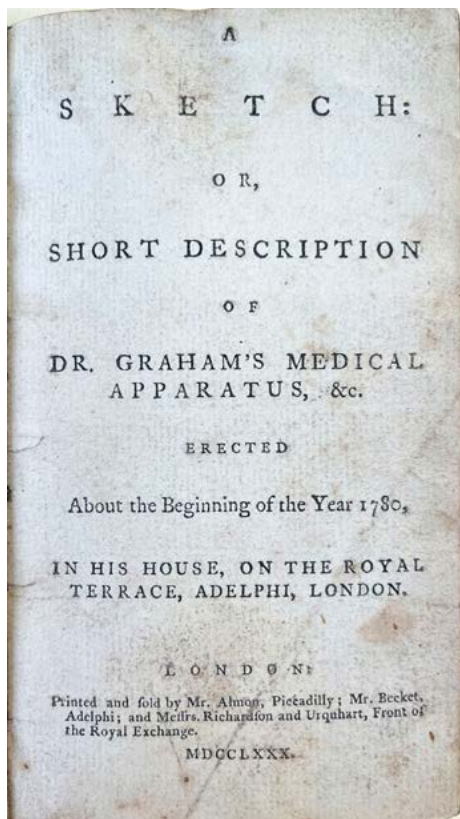
This irreplaceable collection, listed below, contains 25 rare publications by or relating to Graham, including 14 of the 27 titles listed in the bibliography of Graham's main publications on pp. 309-310 of Lydia Syson's *Doctor of Love: James Graham and his Celestial Bed* (2008), plus others not cited by Syson. Though some of the pamphlets are held by several institutions, many of these are extremely scarce both on the market and in institutions, and the broadside is possibly unique; we have found no record of it in the standard library databases. Syson points out (p. 7) that Graham left few manuscripts, letters or other personal writings; given this, it is all the more extraordinary that our collection includes a volume of pamphlets that Graham presented to his son, James Graham Jr., on 23 July 1792, as well as another pamphlet inscribed by Graham. In our over 50 years of experience dealing in rare medical and scientific material we have never previously handled 24 of the 25 items in this collection. Notations in a few of these items suggest that some were purchased by their previous owner as early as 1940.

Graham, once derisively dubbed the "King of Quacks," is widely recognized today as the world's first sex therapist. He believed that the genitals were "the true pulse, the infallible barometer" of a person's health, and became convinced that electricity, with its "fluids" and "frictions," was the motive power of all sexual behavior (Syson, p. 6). In 1775 Graham began to practice "electric medicine," promising to cure infertility, impotence and other sexual ailments through a combination of electromagnetic treatments, cold baths, a vegetarian diet and abstention from such evils as tobacco, alcohol and masturbation. He also preached the virtues of "earth-bathing," often lecturing while buried up to his neck in soil. He attracted a rich and fashionable clientele in London and Bath, and toured the country lecturing on his unorthodox therapies to appreciative audiences. By 1780 Graham had become one of the most famous celebrities in Britain.

In 1779 Graham opened his famous "Temple of Health" on London's Pall Mall, where clients willing to pay the two-guinea entrance fee found themselves surrounded with perfumed air, soft music and a glittering "light show" reflecting from a profusion of cut-glass structures. A ten-foot-high throne, connected to an enormous cylindrical (and clearly phallic) electric conductor, provided treatments for up to eight people at a time. Two



Unrecorded Graham broadside



years later came Graham's "Temple of Hymen," featuring his notorious electrified "Celestial Bed," where for fifty pounds (about £9000 today), couples suffering from impotence or sterility could have their sexual and reproductive powers restored. "The bed was twelve feet long by nine wide and could be tilted so that it lay at various angles. The mattress was filled with 'sweet new wheat or oat straw, mingled with balm, rose leaves, and lavender flowers,' as well as hair from the tails of fine English stallions" ("Graham's Celestial Bed").

The costs of Graham's extravagant ventures soon outstripped his ability to pay for them. He was forced to give up his Temple of Hymen a month after its opening, and by 1784 he had sold all his London possessions and retreated to Edinburgh, where he spent the remaining decade of his increasingly unstable life. He became addicted to ether, and suffered periodic bouts of insanity. In 1788, after experiencing a religious epiphany, Graham renounced the practice of medical electricity, but continued to promote his earth-bathing treatments in lectures and publications. In 1792 he began experimenting with prolonged fasting, believing it would extend his life; this practice no doubt contributed to his death two years later at the age of 49.

A tireless self-promoter, Graham generated a never-ending stream of handbills, newspaper articles, pamphlets and health manuals, some of which appeared in several editions (although Graham might have inflated the edition numbers to advertise his popularity). "His life was

one self-consciously dramatized in his own publicity; he told his own tale, piecemeal, through florid advertisements and promotional literature that took hyperbole to new heights . . . Print was where Graham made himself" (Syson, p. 7). Print also contributed to Graham's downfall, however, as his unorthodox ideas were attacked in the press and endlessly lampooned in plays, poems and caricatures. Syson, *Doctor of Love: James Graham and his Celestial Bed* (2008). "Graham's Celestial Bed." *Museum of Hoaxes*, http://hoaxes.org/archive/permalink/grahams_celestial_bed. *Dictionary of National Biography*. Darnton, *Mesmerism*, pp. 15, 36.

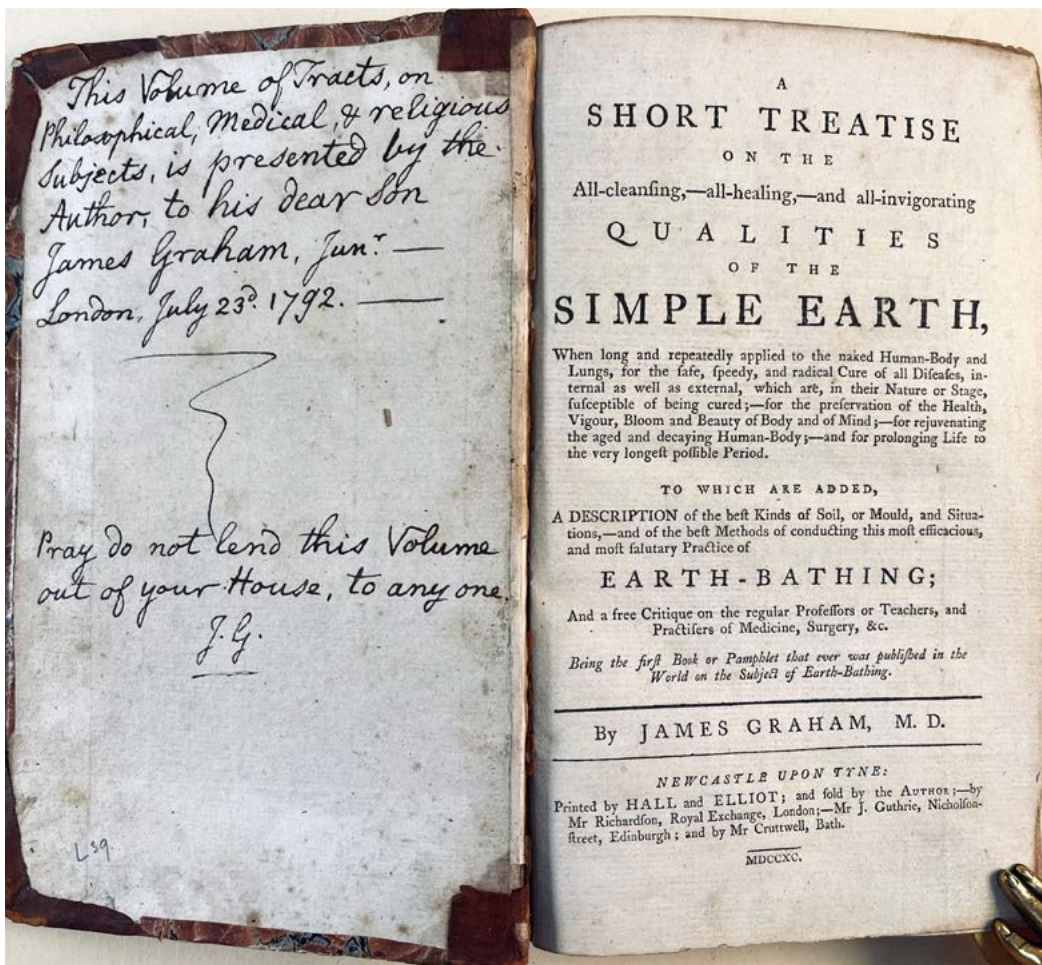
BOUND COLLECTIONS

[Inscribed presentation volume; no spine title]

19th-century half calf, marbled boards (detached), needs rebacking, original front pastedown retained. 210 x 131 mm. Front free endpaper of the volume inscribed: "This volume of tracts, on Philosophical, Medical and religious Subjects, is presented by the Author to his dear Son James Graham, Junr. London, July 23d, 1792. Pray do not lend this Volume out of your House, to anyone. J. G." It was apparently Graham's habit to sign his name with his initials. One of the plates in Syson's work reproduces a print similarly inscribed by Graham with the initials "J. G."

1. A short treatise on the all-cleansing, —all-healing, —and all-invigorating qualities of the simple earth, when long and repeatedly applied to the naked human-body and lungs, for the safe, speedy, and radical cure of all diseases, internal as well as external . . . [2], 21pp. Newcastle upon Tyne: Printed by Hall & Elliot . . . , 1790. 210 x 132 mm. Syson, p. 310. ESTC T28056
2. A new, plain, and rational treatise on the true nature and uses of the Bath waters: Shewing the cases and constitutions in which the waters are really proper to be used . . . [4], 36pp. Bath: Printed by R. Cruttwell, and sold by all the booksellers . . . , 1789. 210 x 132 mm. Syson, p. 309. ESTC T28057.

Graham's treatise on Bath's famous waters, which recycled material from his earlier days in that city, "was 'plain' and 'rational' enough to win him some respect" (Syson, p. 256). The work sparked a renewed interest in Graham's earth-bathing therapy.

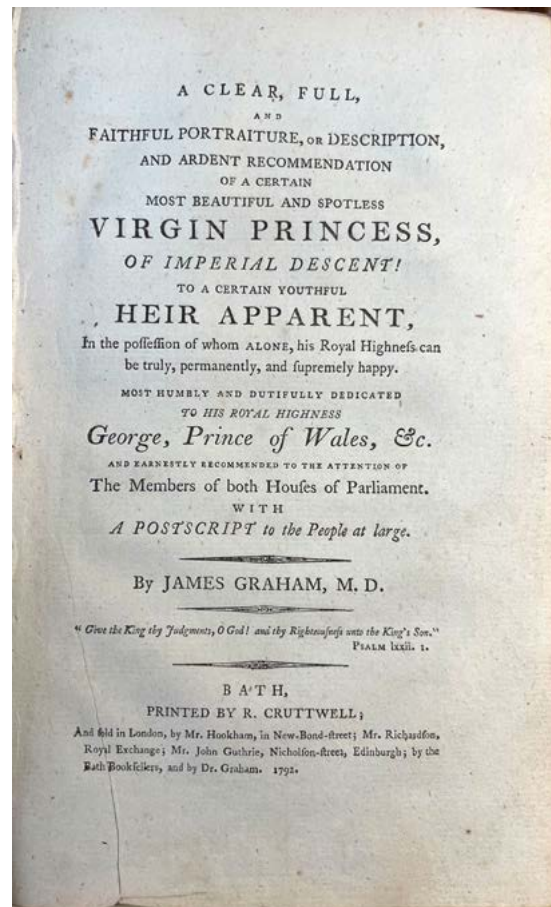
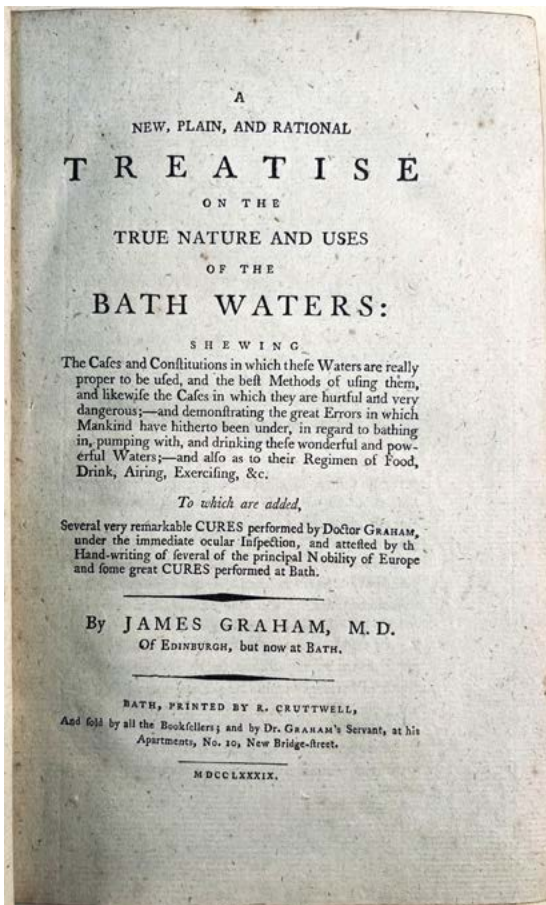


3. The guardian of health, long-life, and happiness: Or, Doctor Graham's general directions as to regimen, &c. for the cure or alleviation of all nervous, scorbutic, scrophulous, bilious, gouty, and rheumatic diseases . . . [2], 29pp. Newcastle upon Tyne: Printed by S. Hodgson; and sold by the author . . . , 1790. 210 x 132 mm. Syson, p. 310. ESTC T28058

Graham offered this publication to anyone attending his lectures in Edinburgh.

4. Proposals for the establishment of a new and true Christian church: And for cutting off the sources of corruption and of antichristianism in the Church of England. Containing advices to Dr. Priestley, and to his numerous deluded and deluding followers . . . ix, 57pp. Bath: Printed by R. Cruttwell, and sold by all the booksellers . . . , n.d. [1788]. 210 x 132 mm. Syson, p. 309. ESTC T28059

After experiencing a religious epiphany in 1788, Graham gave up medical electricity and proposed several reforms to the Christian Church reminiscent of his earlier sexual therapies. "Inspired by the True Church of the Book of Revelation, Graham envisaged his ideal church built in the shape of a perfect square or circle . . . The sublime separation of soul from body offered by the Celestial Bed shifted to the space of the True Church, or Treasury. Here Graham could enact his long-expressed desire for fewer sermons and 'more of that soul-melting,—of that sweetly agonizing,—of that true psalm-singing, in which . . . our soul is abstracted from the earth, snatched up into heaven . . . (Syson, p. 249). He also attacked Joseph Priestley, one of his former heroes, for "recommending the application of electrical fire . . . to the human body for the cure of diseases" (quoted in Syson, p. 249).



5. A clear, full, and faithful portraiture, or description, and ardent recommendation of a certain most beautiful and spotless virgin princess, of imperial descent! to a certain youthful heir apparent, in the possession of whom alone, his Royal Highness can be truly, permanently, and supremely happy. 40pp. Bath: Printed by R. Cruttwell; and sold in London by Mr. Hookham . . . , 1792. 210 x 132 mm. Syson, p. 310. ESTC T28060

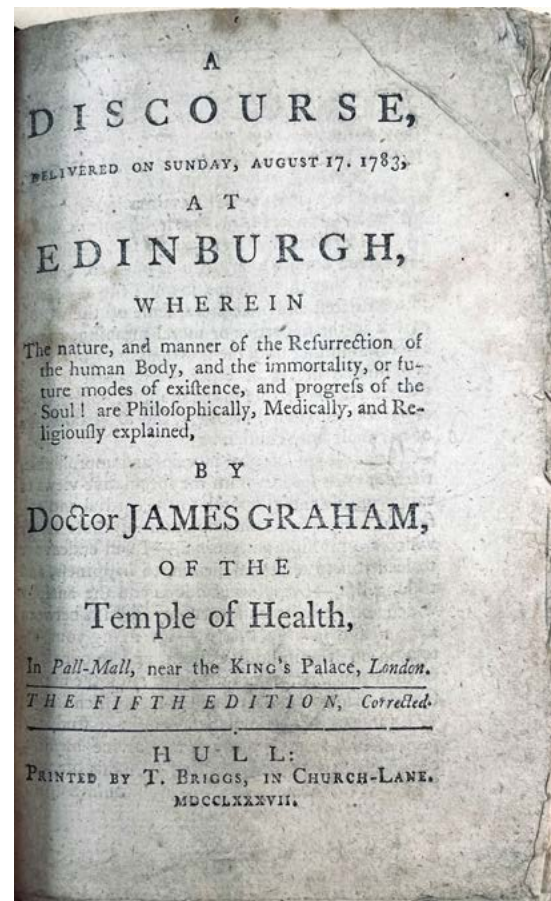
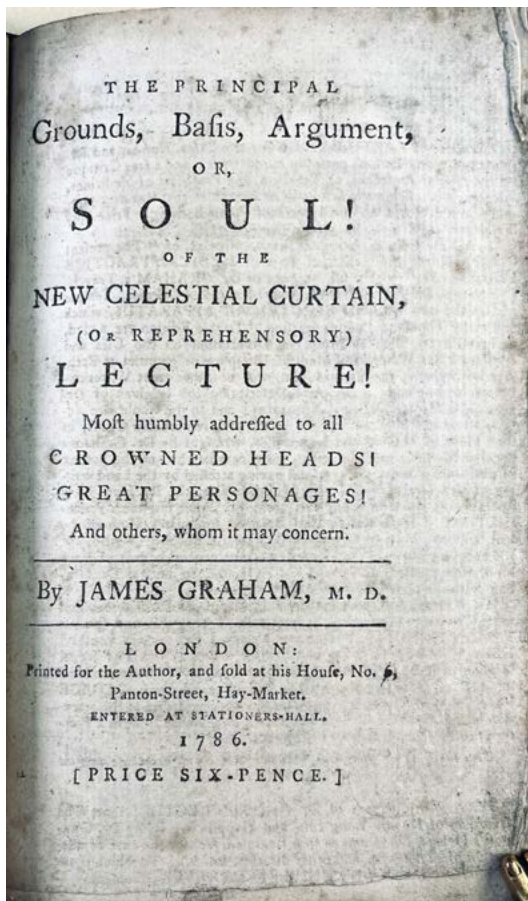
Prompted by the national crisis caused by George III's first bout of insanity, Graham published this work exhorting the Prince of Wales to choose a suitable consort—one who would inspire the King's dissolute heir to follow the paths of righteousness.

6. The general state of medical and chirurgical practice, exhibited; shewing them to be inadequate, ineffectual, absurd, and ridiculous, particularly in consumptions, asthmas's, nervous, gouty, bilious, scorbutic, scrophulous, rheumatic, and in many other disorders, external as well as internal . . . 38 [of 71]pp. Bath: Printed, and sold by all the principal booksellers in Great Britain, 1778. 210 x 132 mm. **Incomplete.** Syson, p. 309. ESTC T28065

Includes Graham's fulsome dedication to British historian Catharine Macaulay (1731-91), a celebrity in her day, whom Graham treated for various nervous complaints; she later became one of Graham's most influential patrons. Macaulay's association with Graham did not end well for her: In 1778 she destroyed her reputation by marrying Graham's younger brother, William, a man 26 years her junior.

7. The Christian's universal prayer [extract from an unidentified publication]. 34-37pp. N.p., 1779. 210 x 132 mm.
8. No. 15. Mrs. Catherine Macaulay Graham, the justly celebrated historian . . . Clipping from an unidentified publication. N.p., n.d. 89 x 112 mm. (mounted).
9. The principal grounds, basis, argument, or soul! of the new celestial curtain, (or reprehensory) lecture! Most humbly addressed to all crowned heads! great personages! and others, whom it may concern. 12pp. London: Printed for the author . . . , 1786. 187 x 114 mm. Syson, p. 309. ESTC T28062.

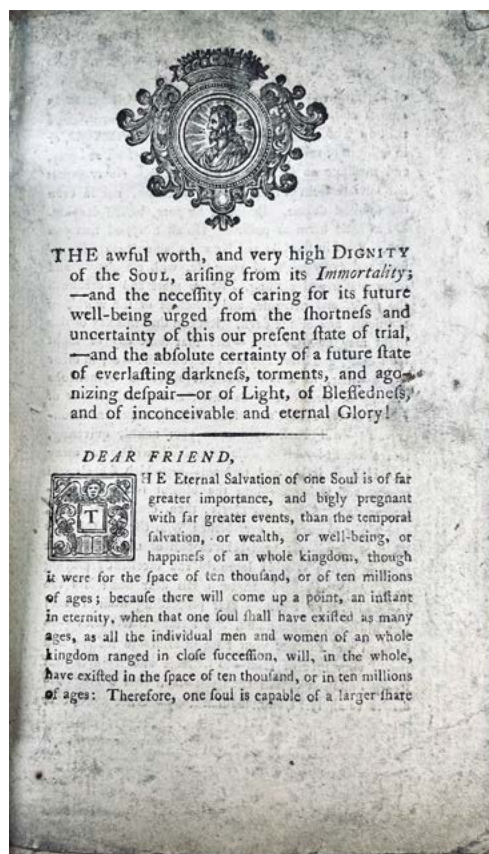
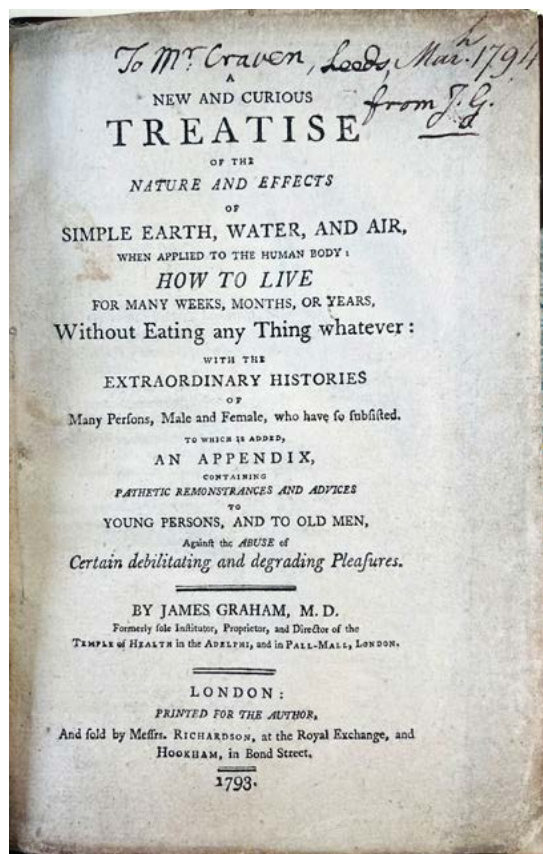
An anti-war manifesto.



10. A discourse, delivered on Sunday, August 17, 1783, at Edinburgh, wherein the nature, and manner of the resurrection of the human body, and the immortality, or future modes of existence, and progress of the soul! are philosophically, medically, and religiously examined. 33pp. Hull: Printed by T. Briggs, 1787. 185 x 111 mm. With the original plain wrappers(?) containing advertisements for some of Graham's published works on the inner sides. ESTC T2806.

First published 1783; see Syson, p. 309. Graham delivered his "Discourse," a paean to vegetarianism, while imprisoned at Edinburgh's Tolbooth for the crime of "publishing Lascivious and Indecent Advertisements and delivering wanton and improper Lectures within the city" (Syson, p. 234). It went through several editions.

On the outer back wrapper of this copy is a manuscript note in an unidentified hand: "Extract from a note on the margin of Sir W. Scott's copy of Captain Grote's Guide to Health, Beauty, Riches & Longevity. 'The celebrated Dr. Graham was a man of some genius & great assurance. He had a fine electrical apparatus & used it with skill. I myself amongst others was subjected to a course of electricity under his charge. I remember seeing the old Earl of Hopetown seated in a large arm chair, & hung round with a collar, & a belt of magnets, like an Indian chief. Graham was a good looking man, he used to come to the Greyfriar's Church in a suit of white & silver, with a chapeau-bras, & his hair marvellously dressed with a sort of double toupée wch divided upon his head like the two tops of Parnassus.'" Walter Scott's association with Graham is discussed in several Scott biographies and other sources.



Pamphlets. James Graham, M.D.

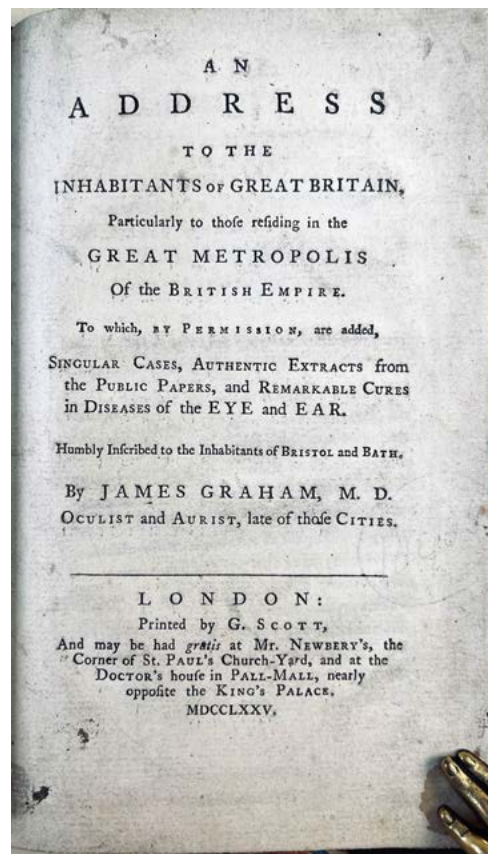
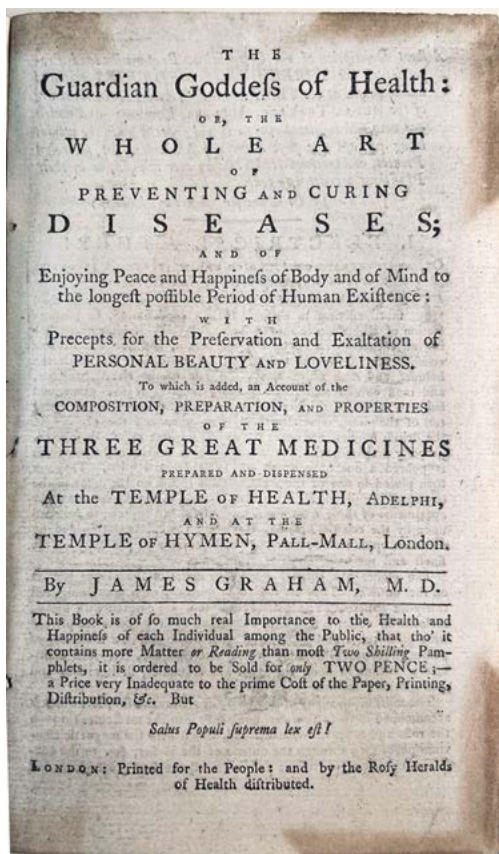
Recent half calf, marbled boards, leather spine label. 212 x 128 mm.

1. The awful worth, and very high dignity of the soul, arising from its immortality; —and the necessity of caring for its future well-being . . . 8pp. N.p., n.d. 133 x 72 mm. Not in Syson. This printing not cited in ESTC.
2. A prayer to be humbly, deliberately, and fervently offered up to GOD! with our whole heart, spirit and soul, each time immediately before we begin to read the Holy Scriptures . . . Bifolium. 2pp. N.p., n.d. 129 x 72 mm. Not in Syson. Not cited in ESTC.
3. The awful worth, and very high dignity of the soul, arising from its immortality; —and the necessity of caring for its future well-being . . . 4pp. N.p., n.d. 196 x 121 mm. Not in Syson. ESTC N493353.
4. A new and curious treatise of the nature and effects of simple earth, water, and air, when applied to the human body: How to live for many weeks, months, or years, without eating any thing whatsoever: With the extraordinary histories of many persons, male and female, who have so subsisted. 29pp. London: Printed for the author, 1793. 210 x 136 mm. Inscribed by Graham on the title: "To Mr. Craven, Leeds, Mar[c]h 1794 from J. G." Syson, p. 310. ESTC T122809.

Discourses—Graham

19th-century half calf, marbled boards, gilt-lettered spine. 201 x 125 mm.

1. The guardian goddess of health: Or, the whole art of preventing and curing diseases; and of enjoying peace and happiness of body and mind to the longest possible period of human existence: With precepts for the prevention and exaltation of personal beauty and loveliness . . . 39, [1]pp. London: Printed for the people: and by the Rosy Heralds of Health distributed, n.d. [1781]. 200 x 124 mm. Syson, p. 309. ESTC T141037



2. A discourse, delivered on Sunday, August 17, 1783, at Edinburgh, wherein the nature, and manner of the resurrection of the human body, and the immortality, or future modes of existence, and progress of the soul! are philosophically, medically, and religiously examined. 33pp. Hull: Printed by T. Briggs, 1787. 193 x 111 mm. (uncut).

Fifth edition; first edition 1783. See Syson, p. 309. ESTC T28063.

3. An address to the inhabitants of Great Britain, particularly those residing in the great metropolis of the British empire. To which, by permission, are added, singular cases, authentic extracts from the public papers, and remarkable cures in diseases of the eye and ear. vii, 53pp. London: Printed by G. Scott . . . , 1775. 201 x 125 mm. Syson, p. 309 (variant title). Not cited in ESTC.

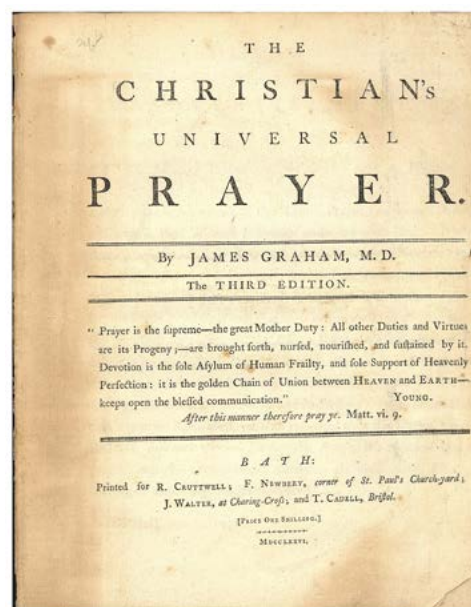
SINGLE WORKS

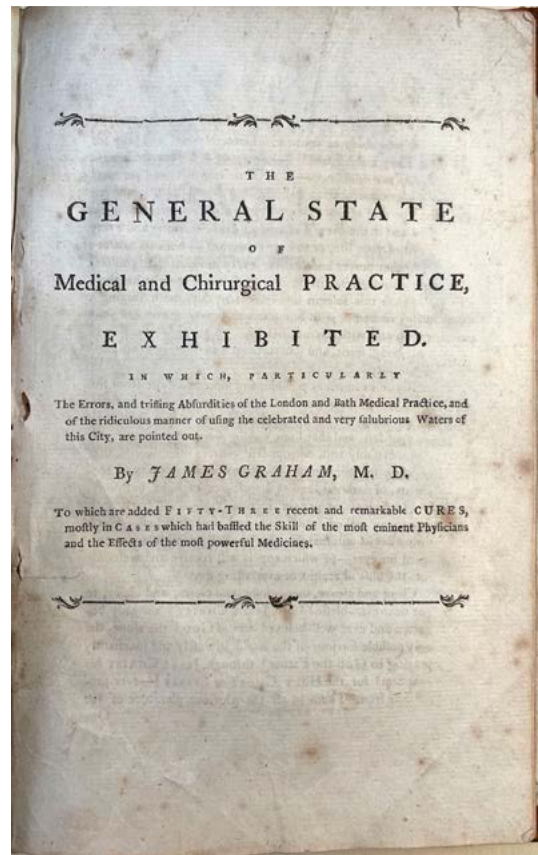
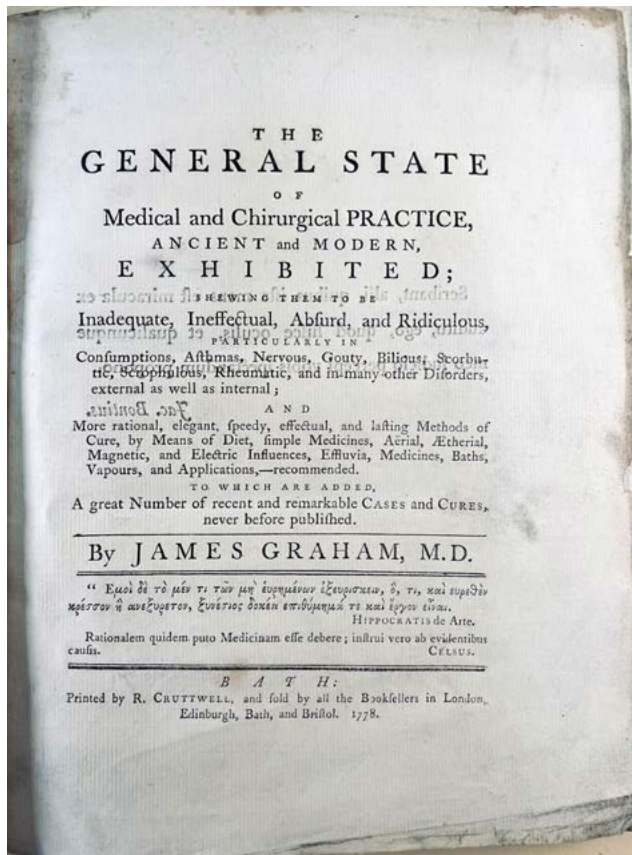
The Christian's universal prayer. 12pp. Bath: Printed for R. Cruttwell; F. Newbery . . . J. Walter . . . T. Cadell, 1776. 243 x 190 mm. Disbound. ESTC T118030 (4 copies).

Third edition (first edition 1776); see Syson, p. 309. A "wild and passionate riff on the Lord's Prayer" that "clearly shows the theological direction in which the Doctor was heading" (Syson, p. 77)

A short inquiry into the present state of medical practice, in consumptions, asthmas, nervous disorders, &c. And a more elegant, speedy, and certain method of cure, by means of certain chemical essences, and aerial, aetherial, magnetic, and electric vapours, medicines and applications—recommended. viii, 3-36pp. London: Printed for F. Newbery . . . J. Walter . . . R. Cruttwell . . . T. Cadell, 1777. 243 x 191 mm. Disbound.

Second edition (first edition 1776); see Syson, p. 309. ESTC N22834.





The general state of medical and chirurgical practice, ancient and modern, exhibited; shewing them to be inadequate, ineffectual, absurd, and ridiculous, particularly in consumptions, asthmas, nervous, gouty, bilious, scorbutic, scrophulous, rheumatic, and in many other disorders, external as well as internal . . . [iii-iv], [8], [v]-xi, [1], 13-152, 33pp. Lacking half-title. Bath: Printed by R. Cruttwell, and sold by all the booksellers in London, 1778. 18th-century boards, paper spine; needs repair. 255 x 205 mm.

Fourth edition (first edition 1778); see Syson, p. 309. ESTC N30841. Appendix varies from the Internet Archive's online copy.

A sketch, or short description of Dr. Graham's medical apparatus, &c. erected about the beginning of the year 1780, in his house, on the Royal Terrace, Adelphi, London. 92pp. London: Printed and sold by Mr. Almon . . . Mr. Becket . . . and Messrs. Richardson and Urquhart, 1780. 158 x 95 mm. Later half calf, cloth boards.

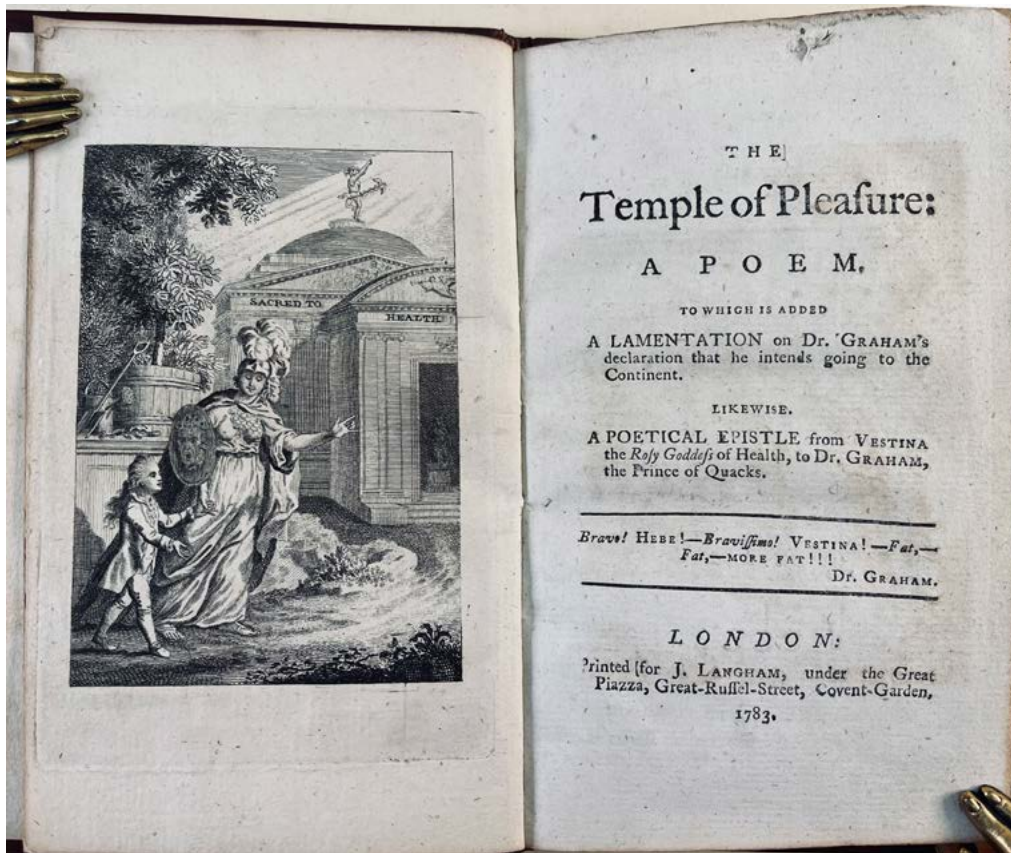
A promotional pamphlet for Graham's Temple of Health, describing in great detail its remarkable features. In an appendix Graham promotes his "three great medicines": "Electrical Aether," "Nervous Aethereal Balsam" (a mixture of wine and various herbs); and "Imperial Pills! or, the universal purifiers of the blood and juices!" Syson, p. 309. Not cited in ESTC.

The general state of medical and chirurgical practice, exhibited . . . 12mo. 248pp. London: Printed and sold by Mr. Almon . . . , 1779. 167 x 101 mm. Modern quarter morocco, marbled boards in period style. Minor browning & foxing, a few stains, library stamps and markings on title and a few other leaves.

Sixth edition (first edition 1778); see Syson, p. 309. ESTC N30344

The guardian of health, long-life, and happiness! Or, Dr. Graham's general directions as to regimen, &c. for the preservation of health, for the happy prolongation of life, and for the radical and lasting cure of all nervous, scorbutic, scrophulous, bilious, gouty, rheumatic, and of all other diseases . . . Broadside. London, 1783. Approximately 457 x 275 mm. Repaired with a little text loss, edges frayed.

Not in Syson; no records in the standard library databases, including ESTC.



Dr. Graham's famous work! A lecture on the generation, increase, and improvement of the human species; interspersed with receipts for the preservation and exaltation of personal beauty and loveliness, and for prolonging human life, healthily and happily, to the very longest period of human existence. 72pp. London, printed 1784 [i.e., 1860?]. 176 x 105 mm.

Reprint edition. See Syson, p. 309.

[?Preston, William (1753-1807).] The temple of pleasure: A poem, to which is added a lamentation on Dr. Graham's declaration that he intends going to the Continent. Likewise, a poetical epistle from Vestina, the rosy goddess of health, to Dr. Graham, the Prince of Quacks. [4], 44pp. Engraved frontispiece. London: Printed for J. Langham, 1783. 177 x 104 mm. Later morocco.

A satirical poem lampooning Graham's Temple of Health and his sex therapies, sometimes attributed to Preston. "Vestina, the rosy goddess of health," is a reference to the actress Emma Lyon (later Lady Emma Hamilton, the lover of Horatio Nelson), whom Graham hired to personify "Vestina" at the Temple. Dressed "in Grecian sandals and fine flowing drapery which both revealed and concealed her flawless body," Lyon represented "the epitome of health and wholesome fertility" (Syson, p. 157). ESTC T196102 (citing only the copy at the Bodleian Library, Oxford).

