


Catalogue 76

*Rare Medical Books from the Library
of Philippe Ricord (1800-1889),
Many Inscribed to Him*



HistoryofScience.com

Jeremy Norman & Co., Inc.

P.O. Box 867

Novato, CA 94948

Voice: (415) 892-3181

Cell: (415) 225-3954

Email: orders@jnorman.com



M. Schuster, rue de la Harpe n. 27. Paris.

PH. RICORD

Ricord

No. 61: Portrait of Ricord by an unidentified artist

*Rare Medical Books from the Library of Philippe Ricord (1800-1889),
Including Many Presentation Copies and Other Exceptional Rarities*

In our over fifty years specializing in the history of medicine and science, this is the first opportunity we have had to offer a substantial portion of the library of one of the greatest nineteenth century physicians—Philippe Ricord, who for three decades practiced at the Hôpital du Midi, one of Paris’s foremost venereal disease treatment centers. This group of 72 catalogued items, including *sammelbands* with multiple titles, primarily concerns dermatology, syphilology and other venereal diseases, urology, gynecology, ophthalmology, otology, and surgery. Altogether there are 151 individual books and pamphlets in this catalogue. Many are presentation copies of works by colleagues from France, Italy, England, and the United States, and former pupils, who clearly held their “cher Maître” in high esteem. Nearly all of the books are bound in similar fashion in quarter or half morocco with brown or green patterned boards. Some bear Ricord’s stamp, and others have the stamp of the Hôpital Cochin, which absorbed the Hôpital du Midi (renamed the Hôpital du Ricord) in 1903.

Volumes of pamphlets in this collection bound for Ricord show how he organized pamphlets and shorter books in his library. Many of the pamphlets in these volumes are *of the greatest rarity*.

“Philippe Ricord (1800-1889) was, if not the first, then certainly the greatest, and at any rate the most famous specialist on syphilis of the first half of the nineteenth century” (Quétel, *History of Syphilis*, p. 110). Born in Baltimore to a French émigré father, Ricord grew up in America, and returned to his parent’s homeland at the age of twenty, where he worked briefly under Dupuytren and spent a few years in general practice in rural France. In 1831 he accepted a post at the Hôpital des Vénériens (later renamed the Hôpital du Midi), where he soon became famous both for his witty lectures and for his extensive clinical research into the nature of syphilis, which proved once and for all that it was a separate and distinct disease. After a brilliant career, which included a stint as Napoleon III’s consulting surgeon, he retired wealthy and full of honors, dying in 1889 at the age of 89.


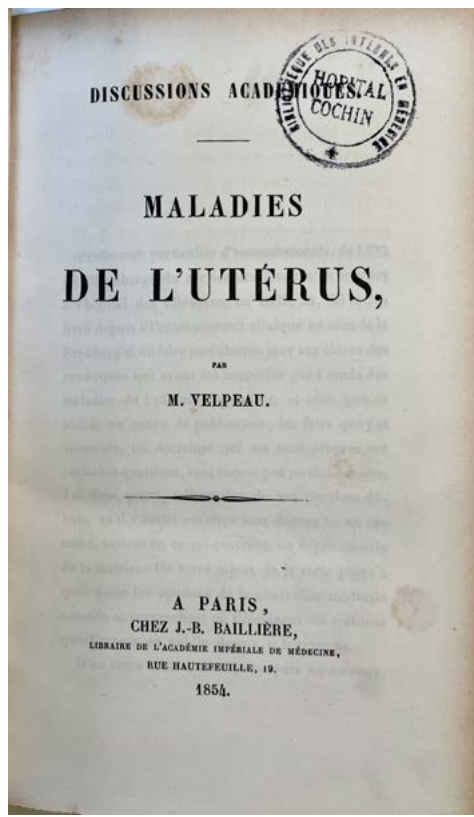
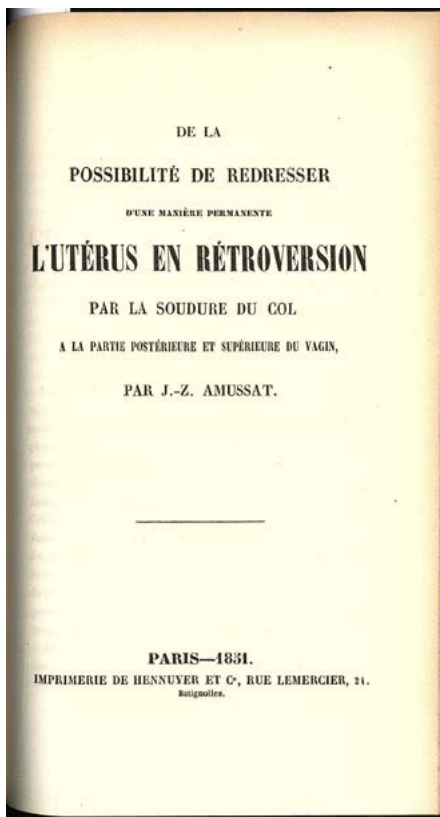
In the 1830s, when Ricord began his investigations, there was a great deal of confusion about the nature of venereal disease. Despite the work of Benjamin Bell (1793) and Jean-François Hernandez (1812) indicating that gonorrhoea and syphilis were separate afflictions, many physicians still supported John Hunter’s theory that the two were manifestations of the same “venereal poison.” Ricord’s clinical researches, as set forth in his classic *Traité pratique des maladies vénériennes* (1838), established beyond doubt the specific characters of syphilis and gonorrhoea, putting an end to the “unity” theory of venereal disease.

“[Ricord’s] prime achievement was to distinguish syphilis from venereal papillomae, balanoposthitis and, above all, from gonorrhoea . . . Ricord also established ideas which were, at the time, revolutionary: there is no such thing as a syphilis whose first manifestation is the bubo; syphilis produces constitutional effects; it affects the patient by making him resistant to a fresh dose (‘you cannot catch a double dose of syphilis’); there is a strict chronology of symptoms” (Quétel, p. 111). He performed hundreds of experiments in which VD patients were inoculated with material from their own venereal sores, obtaining negative results for gonorrhoea and (supposedly) positive results for syphilis; Ricord was in fact wrong about the latter, as his student Bassereau would later show (see no. 5 in this catalogue). He divided syphilis into the now-standard primary, secondary and tertiary stages; and described vaginal, uterine and urethral chancres.

Subject Index

(by item number)

- Anatomy: 14
- Anesthesia: 16
- Aneurysms: 63
- Autograph letters signed: 1, 3, 33, 62
- Cancer: 1, 11, 17, 22, 50
- Cardiopulmonology: 6
- Chemistry: 56
- Dermatology: 12
- Diabetes: 24, 28
- Egyptian medicine: 16
- Endoscopy: 24
- Epilepsy: 36
- Graphical recording: 53
- Gynecology: 1, 2, 3, 9, 16, 29, 39, 41, 48, 55, 59
- Laryngology: 32
- Laryngoscopy: 18
- Medical education: 16
- Medical manuscripts: 48
- Neurology: 30
- Obstetrics: 16, 39
- Ophthalmology: 33, 57, 67, 70
- Orthopedics: 8
- Otology: 10, 21
- Paraplegia: 36
- Parasitology: 19
- Pathology: 31, 43, 45, 49
- Pharmacology: 48
- Physiology: 53
- Portraits: 61
- Presentation copies: 2, 4, 8, 9, 10, 14, 15, 16, 17, 18, 21, 22, 24, 25, 26, 27, 28, 29, 30, 31, 32, 33, 34, 36, 43, 44, 45, 46, 51, 53, 54, 55, 56, 57, 58, 60, 63, 64, 65, 66, 67, 68, 69, 70
- Surgery: 13, 23, 44, 46, 54
 - Military surgery: 52
 - Plastic surgery: 11, 16
- Tuberculosis: 35
- Urology: 24, 27, 34, 37, 60
- Venereal disease: 38, 40, 42, 48, 64, 65, 66, 71
 - Blennorrhagia: *See* Gonorrhoea
 - Chancroid: 5, 15
 - Gonorrhoea: 17, 58, 68, 69
 - Herpes: 17
 - Syphilis: 4, 17, 20, 25, 26, 47, 51, 58, 72
 - congenital: 7



Eleven Pamphlets and a Letter of Presentation

1. Amussat, Jean Zuléma (1796-1856). De la possibilité de redresser d'une manière permanente l'utérus en rétroversion par la soudure du col à la partie postérieure et supérieure du vagin. 16pp. Paris: Hennuyer et Cie., 1851. 217 x 132 mm. Bound with 10 other papers on uterine diseases plus an *Autograph Letter signed* to Ricord (see letter *f* below) in 19th-century quarter morocco, marbled boards, spine a bit rubbed and faded. Uneven foxing and toning, a few images and inscriptions trimmed, but very good. Hôpital Cochin stamp on the title-leaf of the Velpeau paper (see below).

\$1750

First Edition. Amussat, a skilled and innovative surgeon, is best known today for performing the first lumbar colostomy for obstruction of the colon (Garrison-Morton.com 3442) and for being one of the first to point out the risks of venous air embolism during surgery (Garrison-Morton.com 11546). In this paper Amussat describes an operation for permanently straightening a retroverted uterus by welding the cervix to the posterior and superior part of the vagina. 50781

The remaining papers in this volume are:

- a. **Velpeau, Alfred Armand Louis Marie** (1795-1867). Discussions académiques. Maladies de l'utérus. 112pp. Paris: J.-B. Baillière, 1854.

First Edition. Velpeau was the leading French surgeon of the first half of the 19th century. He was the author of over 340 works on surgery, embryology, anatomy, obstetrics and gynecology, etc.; see Garrison-Morton.com 5771, 5592, 2977, 13301.

- b. **Deville, Amédée.** Des entrecroisements musculaires et de quelques points relatifs à la structure de l'utérus. 24pp. Paris: Moquet, 1844.

First Edition.

- c. **Boyer, Lucien** (1808-90). Deux observations de ligature de polype de l'utérus suivies de quelques réflexions sur le traitement de cette affection. 53pp.

First Edition.

- d. **Boyer.** Tumeur fibreuse interstitielle de l'utérus. Offprint from *Revue médicale*. 35pp. 3 plates. Paris: Hauquelin et Bautruche, 1845.

First Edition, Offprint Issue.

- e. **Cazenave, Jean-Jacques** (1796-1877). Histoire d'une troisième amputation du col de l'utérus faite avec succès. [3]-26pp. [Bordeaux,] 1837.

First Edition.

- f. **Ollivier d'Angers, Clément.** Essai sur le traitement rationnel de la descente de l'utérus et les affections les plus communes de cet organe. xii, 115pp. Paris: Germer-Baillièrre, 1838. *Presentation Copy*, with the author's undated presentation letter to Ricord (bifolium, 2pp. + address leaf) bound in before the work.

First Edition. Ollivier's letter begins: "Lors de la publication de la brochure dont je vous fais remettre aujourd'hui un exemplaire, vous futes assez bon pour me faire adresser par un de vos jeunes gens des félicitations sur mon travail . . ." [When the pamphlet I am sending you a copy of today was published, you were good enough to have one of your young people send me congratulations on my work . . .]

- g. **Grandcollot, L. P.** Traitement des déplacements de l'utérus par le pessaire-Grandcollot: Appareil approuvé par l'Académie impériale de médecine et honoré de la médaille à l'exposition de Londres. 92, [4]pp. Text illustrations. Paris: Chez l'auteur; J. B. Baillièrre et fils, 1862. *Presentation Copy*, inscribed to Ricord on the half-title: "A M. le Professeur Ricor[d] L. P. Grandc[ollot]" (inscription trimmed).

First Edition. The illustration facing the title shows Grandcollot's pessary and truss for the treatment of uterine prolapse.

- h. **Amussat, Jean Zuléma.** Recherches expérimentales sur les blessures des artères et des veins. Offprint from *Journal de chirurgie de M. Malgaigne*. 15pp. Paris: Paul Dupont et Comp., 1843.

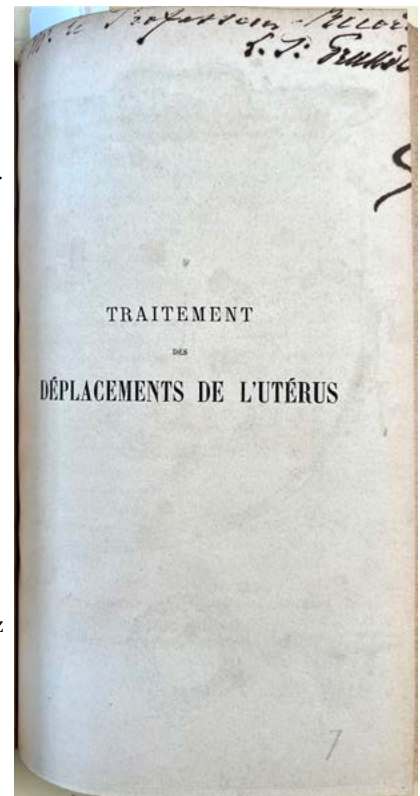
First Edition, Offprint Issue.


- i. **Amussat.** Mémoire sur l'anatomie pathologique des tumeurs fibreuses de l'utérus et sur la possibilité d'extirper ces tumeurs lorsqu'elles sont encore contenues dans les parois de cet organe. [2], 72, [2]pp. Paris: Germer-Baillièrre, 1842.

First Edition.

- j. **Amussat, Alphonse Auguste** (1821-78). Traitement de cancer du col de l'utérus par galvano-caustique thermique. 52pp. Text illustrations. Paris: Germer-Baillièrre, 1871.



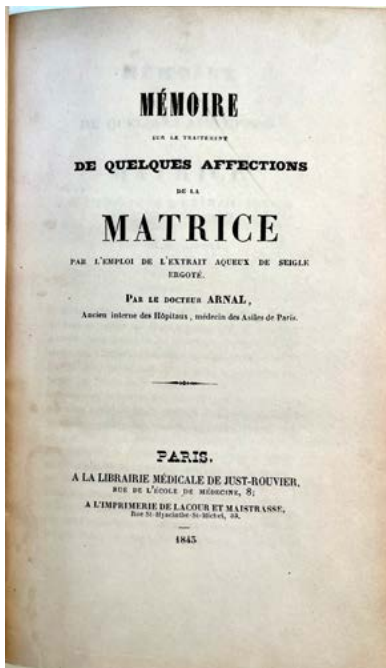
First Edition.





2. Aran, François-Amilcar (1817-61). *Leçons cliniques sur les maladies de l'utérus et de ses annexes . . .* recueillies par le Dr. A. Gauchet et revue par l'auteur. viii, 1106, [2, adverts.]pp. Paris: Labé, 1858. 219 x 132 mm. 19th-century quarter morocco, marbled boards, spine somewhat worn, front cover a bit rubbed. Light toning, faint dampstain on first few leaves but very good. *Presentation Copy*, inscribed to Ricord on the half-title: "à mon savant collègue et ami M. le Dr. Ricord de la part de son bien dévoué Dr Aran" (signature a bit trimmed). \$450

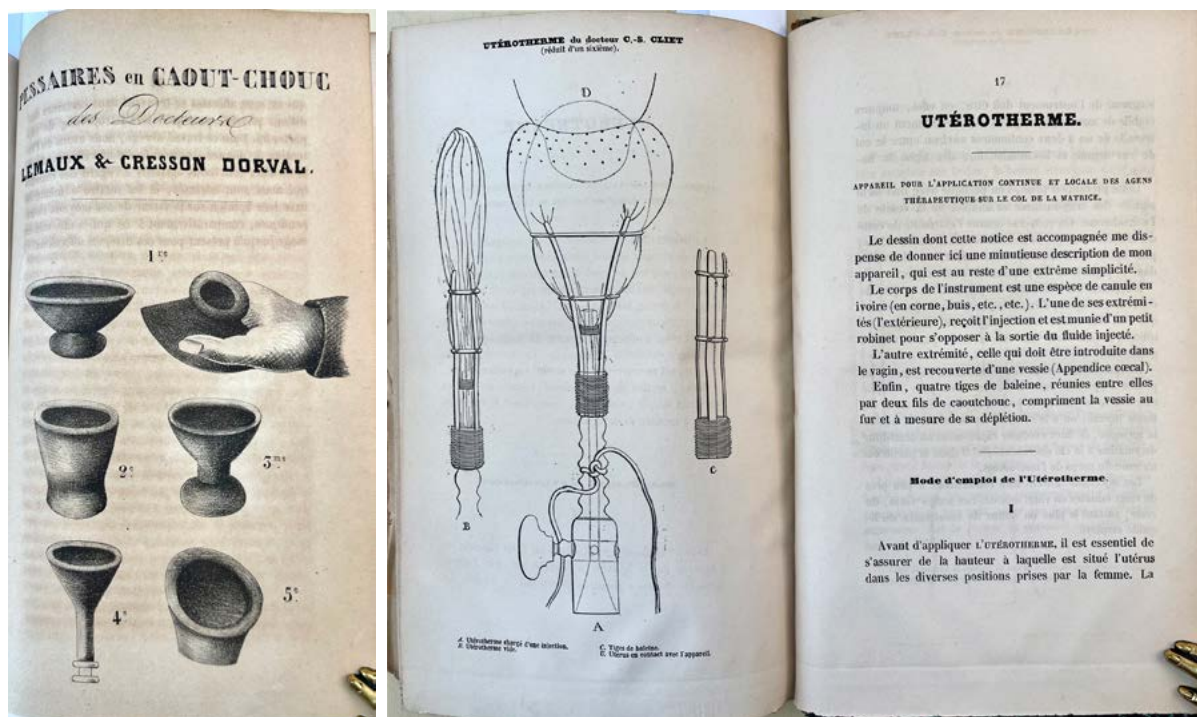
First Edition. Aran is best known for his description of "Aran-Duchenne disease," progressive muscular atrophy caused by degeneration of the anterior horn cells of the spinal cord; see Garrison-Morton.com 4733. 50756



Nine Pamphlets, One Inscribed, Plus a Letter of Presentation

3. Arnal, Jean Louis (1806-71). *Mémoire sur le traitement de quelques affections de la matrice par l'emploi de l'extrait aqueux de seigle ergoté.* [4], 155pp. Paris: Just-Rouvier; Lacour et Maistrasse, 1843. 216 x 129 mm. Bound with eight other works on diseases of the uterus plus an *Autograph Letter signed* to Ricord (see letter *d* below) in 19th-century quarter morocco, marbled boards, light edgewear; spine title reads: "Arnal & Lionet / Maladies / de la matrice." Light foxing, some toning but very good; see below for further condition statements. \$1500

First Edition. On the use of ergot to treat various uterine diseases. Early in his career Arnal was involved in the scabies mite controversy between Alibert and Lugol; he later became a prominent orthopedic surgeon. Crissy & Parish, *The Dermatology and Syphilology of the Nineteenth Century*, p. 64. 50787



The remaining works in this volume are:

- a. **Lionet, P.-E.** De l'origine des hernies et de quelques affections de la matrice. Moyens de prévenir et de combattre ces infirmités par l'éloignement des causes et l'application de nouveaux procédés mécaniques. iii, 178pp. Folding plate. Paris: Victor Masson, 1847.

First Edition. The plate illustrates various devices for treating hernia and uterine prolapse.

- b. **Troussel, Jean-François-Alfred.** Des écoulements particuliers aux femmes, et plus spécialement de ceux qui sont causés par une maladie du col de la matrice. [4], 121, [3]pp., plus 36-page publisher's catalogue. Paris: Bechet Jne et Labé, 1842.

First Edition.

- c. **Saussier, Armand-Félix.** Études sur les derivations de la matrice. Offprint from *Gazette des hôpitaux*. 25pp. Paris: Plon Frères, 1854.

First Edition, Offprint Issue.

- d. **Stein, Emmanuel.** Réflexions sur l'implantation de l'arrière-faix sur le col de la matrice. vii, 59pp. Frontispiece plate. La Haye: Chez les héritiers Doorman, 1849. 2-page *Autograph Presentation Letter signed* from Stein to Ricord bound in, dated 6 March 1850. Fore-edge of letter frayed affecting some words.

First Edition. Stein's letter begins: "Permettez-moi Monsieur de vous offrir le mémoire ci-joint comme témoignage de mon respect pour la haute position que vous occupez dans la hiérarchie scientifique et pour les services éminents que vous avez rendus à la science. Je serais bien heureux Monsieur si ce travail pouvait recevoir de votre part l'accueil qu'il a obtenu à l'Académie des Sciences de Paris et s'il pouvait en même tems atténuer ce qu'il y a peut-être de trop indiscret dans ma démarche . . . Depuis bien longtemps Monsieur je me suis livré avec ardeur à l'étude des maladies vénériennes sur lesquelles vos vastes travaux ont jeté tant de lumières. Cependant je dois l'avouer le traitement des affections blennorrhagiques m'a paru toujours incomplete et les remèdes les plus pronés ainsi que les méthodes les plus unities m'ont bien souvent fait défaut, lorsque il y a bientôt six ans mes réflexions ou plutôt le [...] n'a conduit de experimenter un medicament jusqu'à present inconnu et tout à fait [...] dans le traitement des affections blennorrhagiques . . .

[Allow me, Sir, to offer you the attached memorandum as a token of my respect for the high position you occupy in the scientific hierarchy and for the eminent services you have rendered to science. I would be very

happy Sir if this work could receive from you the welcome it obtained at the Academy of Sciences in Paris and if it could at the same time attenuate what is perhaps too indiscreet in my approach. . . For a very long time, Sir, I have devoted myself with ardor to the study of venereal diseases on which your vast works have thrown so much light. However, I must admit that the treatment of blennorrhagic affections has always seemed to me incomplete and the most pronounced remedies as well as the most unified methods have very often failed me, when almost six years ago my reflections or rather the [...] has led to the experimentation of a drug hitherto unknown and completely [...] in the treatment of blennorrhagic affections . . .]

- e. **Gensoul, Joseph** (1797-1858). Nouveau procédé pour opérer les polypes de matrice. 11pp. Text illustrations. Lyon: J.-B. Rodanet, 1851.

First Edition. Gensoul was a pioneer of ophthalmological, otorhinolarygological and maxillofacial surgery, best known for introducing corneal cauterization.

- f. **Lemaux, Jean-Baptiste Julien.** Notice sur un traitement méthodique des hernies et des déplacements de la matrice. 24pp. Plate. Paris: Chez l'auteur, 1843.


First Edition. The plate illustrates several rubber pessaries for the treatment of uterine displacement.

- g. **Gaussail, Adrien J. M.** (1807-76). Documents cliniques sur les deviations de la matrice et sur leur traitement par le redresseur intra-utérin. Offprint from *Journal de médecine de Toulouse*. 34pp. Toulouse, Feilles, Chauvin et Comp., 1854.

First Edition, Offprint Issue.

- h. **Cliet, Camille Sylvain.** Utérotherme: Nouveau procédé pour le traitement des affections de la matrice. 24pp. Plate. Paris: Germer Baillière, 1845.

First Edition. The plate illustrates Cliet's uterotherm, a device for continual local application of therapeutic agents to the cervix and uterus.



Fourteen Pamphlets on Syphilis, Four Inscribed to Ricord

4. Auzias-Turenne, Joseph Alexandre (1812-70). Correspondance syphiliographique . . . suivi du rapport fait par M. Gibert à l'Académie de Médecine et adopté par la savant compagnie. viii, 111, [1]pp. Paris: Louis Leclerc, 1860. *Presentation Copy*, inscribed on the half-title: "A mon confrère Martin-[illeg.] Devoement affectueux Auzias-Turenne." 209 x 130 mm. Bound with 13 other offprints on syphilis and related subjects, four of them *inscribed to Ricord*, in half morocco, marbled

boards, handwritten paper label on the front cover, light edgewear. Light toning but very good. \$4500

First Edition. Auzias-Turenne, a contemporary and enemy of Ricord, was one of the last supporters of the notion that syphilis, chancroid and gonorrhoea were aspects of the same disease. He was the main supporter of the theory of syphilization, believing that inoculating subjects with infected material would both cure existing syphilis and prevent any recurrence of the disease. "Syphilization, however, was an utter failure. After the demonstration of the dual nature of the chancre no one believed in it, except Auzias-Turenne, who clung to it, secretly trying out the first experiment on himself" (Quétel, *History of Syphilis*, p. 113). In 1859, together with Camille-Melchior Gibert, Auzias-Turenne undertook a controversial experiment in which human patients were deliberately infected with syphilis in order to demonstrate once again the infectious nature of secondary syphilis; Gibert's report on this experiment is included here.

Auzias-Turenne's paper is bound with 13 others on syphilis and related subjects, including four with presentation inscriptions to Ricord; see the list below. 50796

- a. **Deville, Amédée** (d. 1879). Études cliniques sur les maladies vénériennes. De la vaginite granuleuse. Offprint from *Archives générales de médecine*. 51pp. Colored plate. Paris: Rignoux, 1844.

First Edition, Offprint Issue.

- b. **Cullerier, Auguste** (1805-74). Mémoire sur l'évolution de la syphilis. Offprint from *Archives générales de médecine*. 38pp. Paris: Rignoux, 1845. *Presentation Copy*, inscribed on the title: "A mon savant confrère et ami le Dr. Ricord Cullerier." Ricord's manuscript notes on p. 11.

First Edition, Offprint Issue. Ricord's notes comment on one of his own observations on syphilis, which Cullerier had cited.

- c. **Després, Armand** (1834-96). Des chancres phagédéniques du rectum. Offprint from *Archives générales de médecine*. 28pp. Paris: P. Asselin, 1868. *Presentation Copy*, inscribed on the title: "A M. Ricord Hommage très affectueux A Després."

First Edition, Offprint Issue. Després, chief surgeon of the hospitals of Paris, was a specialist in venereal disease and prostitution. He opposed the germ theory of disease and was against antiseptics.

- d. **Fournier, Alfred** (1832-1915). Recherches sur la contagion du chancre. 110pp. Paris: Adrien Delahaye, 1857.

First Edition.

- e. **Fournier.** Étude sur le chancre céphalique. 47pp. Paris: Adrien Delahaye, 1858.

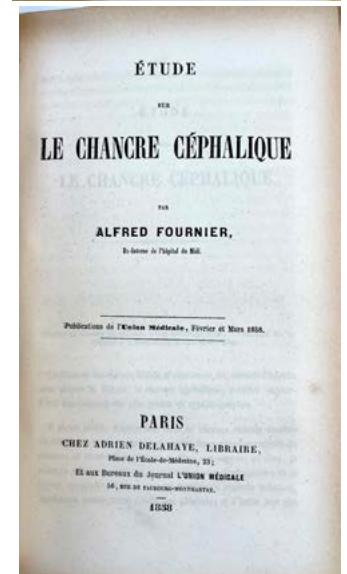


First Edition.

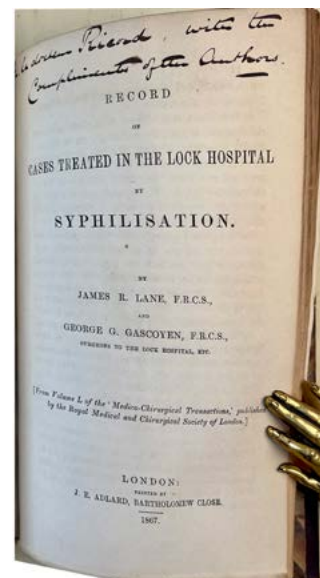
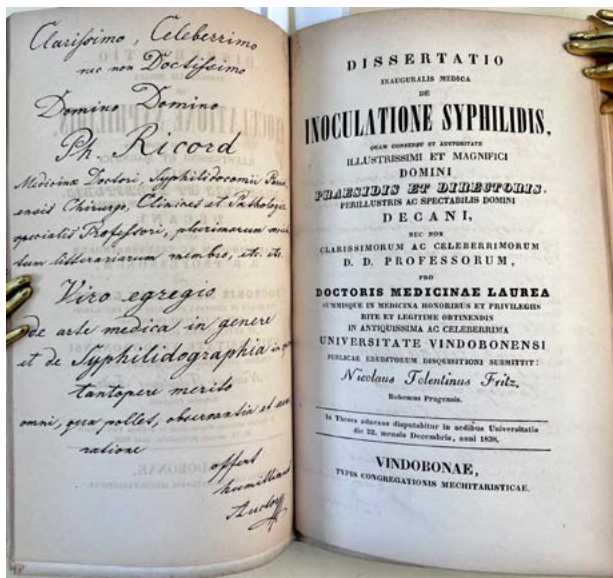
- f. **Robert, Melchior.** Études sur deux points de syphilographie. 1° Des végétations dites syphilitiques. 2° Faits et considérations cliniques à l'appui de l'unicité du virus chancreux. 56pp. Marseille: Imprimerie et Lithographie Senés, 1857.

First Edition.

- g. **Montanier, Henri** (1824-72). Quelques considérations sur le traitement de la syphilis à propos de la discussion à la Société de Chirurgie. Offprint from *Gazette des hôpitaux*. 56pp. Paris: P. Asselin, 1867.


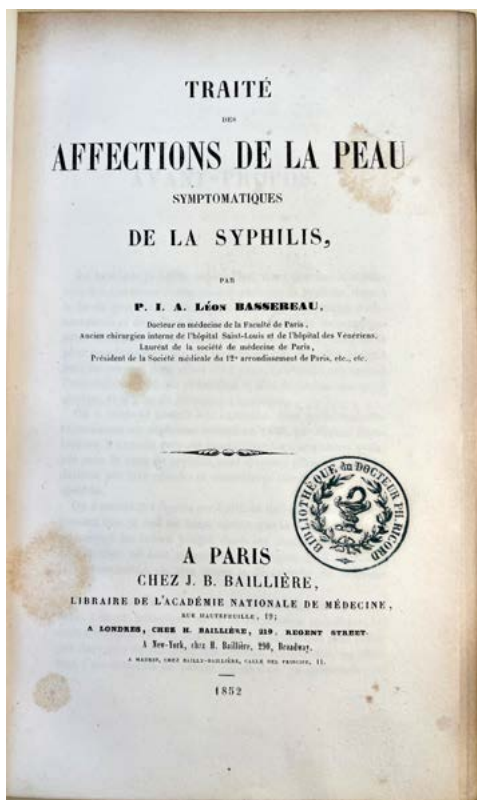
First Edition. Scarce, with only three copies cited in OCLC, all in European libraries.





- h. **Foucher, Ém.** Études cliniques sur les maladies vénériennes chez la femme. 57pp. Paris: Félix Malteste et Cie., 1848.
First Edition. Rare, with no copies cited in OCLC.
- i. **Sanson, André** (1826-1902). Les prétendues lois générales des maladies virulentes [caption title]. 15pp. Paris: Typographie de Renou et Maulde, 1864.
First Edition.
- j. **Fraenkel, A.** Nouveau traitement des fleurs blanches, de l'écoulement blennorrhagique, de la stérilité et de l'impuissance suivi de considerations sur le traitement des maladies en général. 64pp. N.p.: Chez l'auteur, 1861.
First Edition. Scarce, with only four copies cited in OCLC (NLM and three European libraries).
- k. **Fritz, Nicolaus Tolentinus.** Dissertatio inauguralis medica de inoculatione syphilidis . . . [2], 26, [2]pp. Vienna: Typis Congregationis Mechitaristicae, 1838. *Presentation Copy*, with long Latin inscription on the page facing the title: "Clarissimo, Celeberrimo nec non Doctissimo Dominus Dominus Ph. Ricord Medicinae Doctori, syphilidocomii Parisiensis Chirurgico, Clinices et Pathologicae specialis Professori, plurimarum societatum litterarum membro, etc. etc. Viro egregio de arte medica in genere et de Syphilidographia in specie tantopere merito omni, qua polles, observantia et veneratione offert humillimus Auctor."
- First Edition**, and *rare*, with no copies cited in OCLC. Fritz's presentation inscription can be translated as "To the most illustrious, the most famous, and the most learned Lord, Lord Ph. Ricord, Doctor of Medicine, Surgeon of the Syphilidocomium of Paris, Professor of Clinics and Pathology, member of many literary societies, etc. etc. The humble Author offers respect and veneration to an eminent man of the art of medicine in general, and of Syphilidography in particular, so meritorious in every respect."
- l. **Monteforte, Gaetano.** Prolusione per lo istallamento della clinica sifilografica nel sifilicomio di Palermo. 44pp. Palermo: Francesco Lao, 1865.
First Edition, and *exceedingly rare*, with no copies cited in OCLC.
- m. **Lane, James R. and George G. Gascoyen.** Record of cases treated in the Lock Hospital by syphilisation. Offprint from *Medico-Chirurgical Transactions* 50. [2], 48pp. 2 plates. London: J E. Adlard, 1867. *Presentation Copy*, inscribed on the title: "M. le docteur Ricord, with the compliments of the Authors."



First Edition, Offprint Issue. Lane and Gascoyen's report describes the syphilization experiments carried out at London's Lock Hospital by Dr. Carl Wilhelm Boeck, an eminent Danish dermatologist and syphilologist who had established the practice in his native country despite its condemnation by the French medical establishment. Boeck was the first perform an extensive study of syphilization in a British hospital, as British physicians were also hostile to the practice.



Ricord's Copy of the Work that Forced Him to Renounce His View that the Two Chancre Types Were Manifestations of the Same Disease

5. Bassereau, Léon (1811-88). *Traité des affections de la peau symptomatiques de la syphilis*. viii, 550pp. Paris: J. B. Baillière, 1852. 213 x 133 mm. Full morocco gilt, all edges gilt, front hinge cracking, light wear along rear hinge. Minor foxing, endpapers spotted, but very good. Ricord's ownership stamp on the title. \$1250

First Edition. Bassereau, who had studied with Ricord, was the first to clearly identify chancroid (soft chancre) as a disease independent of syphilis, and to use contract tracing to investigate its transmission. "In a work published in 1852 [Bassereau] recorded a careful study of the history, symptoms and signs of a group of patients with genital ulceration and distinguished two types of chancre: *indurated chancres* were usually followed by constitutional symptoms and signs [of syphilis], while *non-indurated chancres* were a purely local disease, which could recur many times in some individuals. So far he was echoing Ricord, but he went on to say that by means of 'confrontations'—contact tracing, as it would be called today—he had shown that each kind of chancre was associated with a similar lesion in the sex partners, both those who appeared to have transmitted the disease to the patient and those to whom the patient in turn had passed it on . . . Bassereau contrasted 'Chancre précurseur de la vérole' with 'Chancre a bubon suppuré,' and proposed the concept of the 'duality of the chancre,' the fruit of what must have been an enormous amount of difficult clinical work; it ended the confusion which had surrounded the subject since the sixteenth century" (Oriel, *The Scars of Venus: A History of Venereology*, pp. 105-6). It was because of Bassereau's work that Ricord was forced to renounce his view that the two chancre types were manifestations of a single disease. Garrison-Morton.com 5023. 50813



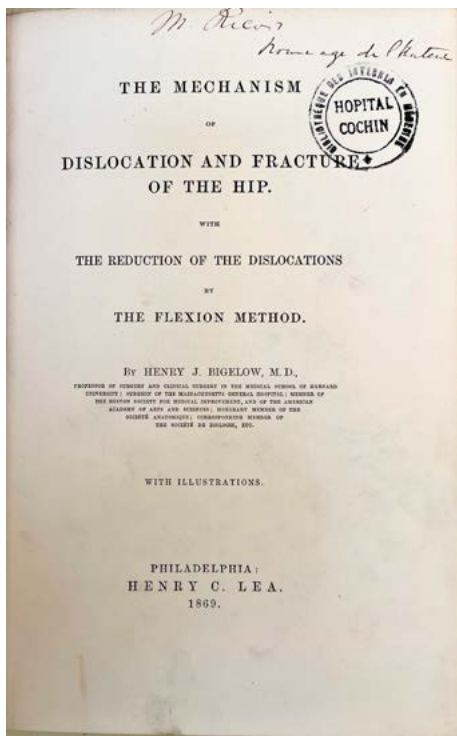
6. Beau, Joseph H. S. (1806-65). *Traité expérimental et clinique d'auscultation appliquée à l'étude des maladies du poumon et du cœur*. xii, 626pp. Text illustrations. Paris: J.-B. Baillière et fils, 1856. 214 x 131 mm. 19th-century quarter morocco, marbled boards, slight wear. Light toning but very good. *Presentation Copy*, inscribed to Ricord on the half-title: "A mon savant collègue Mr. Ricord hommage affectueux Beau." \$850

First Edition. Beau, a leading advocate of pathological physiology, was famous for his investigations of the physiology of the heart and lungs. In 1846 he published his pioneering description of cardiac insufficiency and asystole, sometimes called "Beau's syndrome." His writings on the heart and lungs, initially published in the *Archives générales de médecine* between 1834-45, are collected in the present work. 50749

7. Bertin, René-Joseph-Hyacinthe (1757-1828). *Traité de la maladie vénérienne chez les enfans nouveau-nés, les femmes enceintes et les nourrices*. . . lxxv, 218pp. 2 folding tables. Paris: Gabon, 1810. 190 x 124 mm. Later 19th-century quarter morocco, marbled boards, spine a bit worn, inner front hinge cracked, front free endpaper and first two leaves nearly detached. Minor foxing and toning, folding tables bound in such a way that they cannot be fully opened, but very good. \$950



First Edition. "The first systematic work on congenital syphilis" (Garrison-Morton.com 2378.1). Bertin was chief physician at the Hôpital des Vénériens. His work includes a statistical table of childhood syphilis cases treated at the hospital between the years 1799 and 1809, recording 617 deaths out of 1024 admissions. Quétel, *History of Syphilis*, p. 108. 50742




Inscribed by Bigelow to Ricord


8. Bigelow, Henry Jacob (1818-90). The mechanism of dislocation and fracture of the hip. With the reduction of the dislocations by the flexion method. 8vo. iv, [3]-150pp. Text illustrations. Boston: Henry Lea, 1869. 237 x 155 mm. Original cloth, extremities and corners a bit worn. Very good. *Presentation Copy*, inscribed to Ricord on the title: “M. Ricord hommage de l’auteur.” Hôpital Cochin library stamps on the title and a few other leaves. \$2500

First Edition. Bigelow was the first to describe the Y-shaped ilio-femoral ligament and its mechanism, and its use as a fulcrum in reduction of hip dislocations. “His well-known method of reducing a traumatic dislocation was based on careful dissections and mechanical studies, described in [his] The mechanism of dislocation and fracture of the hip (Philadelphia, 1869). This helped to found the subsequent treatment of congenital dislocation by manipulation (Lorenz’s ‘bloodless method’) and open operation (Hoffa)” (Le Vay, *History of Orthopedics*, p. 389; see also p. 388). Garrison-Morton.com 4424. Peltier, *Orthopedics*, p. 293. Rutkow *History of Surgery*, OR22. 50779

9. Boinet, Alphonse-Alexandre (1807-86). *Traité pratique des maladies des ovaires et de leur traitement, précédé d’un aperçu anatomique et physiologique de ces organes, ovariectomie*. [4], 455pp. Paris: Victor Masson et fils, 1867. 213 x 129 mm. 19th-century quarter morocco, marbled boards, slight wear. Minor foxing but very good. *Presentation Copy*, inscribed to Philippe Ricord on the title: “A mon excellent maître et ami le Dr. Ricord le Dr. Boinet.” Hôpital Cochin library stamp on the title. \$750


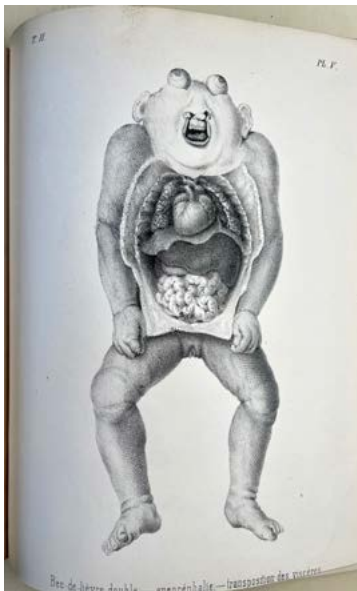
First Edition. Boinet recommended treating ovarian cysts with iodine injections, a method also practiced by Nélaton. 50778





10. Bonnafont, Jean Pierre (1805-85). *Traité théorique et pratique des maladies de l'oreille et des organes de l'audition*. [4], xvi, 699pp. Text illustrations. Paris: J. B. Baillière et fils, 1873. 216 x 132 mm. 19th-century quarter morocco, marbled boards, spine faded, light wear. Very good. *Presentation Copy*, inscribed to Ricord on the half-title: "A Monsieur le docteur Ricord [illeg.] . . . hommage de son bien affection[nné] Bonnafont" (inscription trimmed). \$450

Second edition, revised and expanded; first published in 1860. Bonnafont is best known for inventing the otoscope, producing his first model in 1834; this pioneering achievement went unrecognized for many years. His *Traité* summarizes the knowledge gained during over three decades of treating diseases of the ear. 50767




11. Bouisson, Étienne Frédéric (1813-84). *Tribut à la chirurgie ou mémoires sur divers sujets de cette science*. 2 vols. x, 584; [4], 576pp. 21 lithographed plates. Paris: J.-B. Baillière et fils; Montpellier, Patras . . . , 1858-61. 265 x 208 mm. 19th-century half morocco, marbled boards, spines a bit faded and rubbed, light edgewear. Light toning but very good. \$5750



First Edition. Bouisson, who studied with Delpech, was professor of clinical surgery at the University of Montpellier when he published the present collection of articles on various aspects of surgery. The present work includes three noteworthy papers on subjects in plastic surgery: "Nouveau procédé de rhinoplastie ayant pour but de conserver la régularité du contour

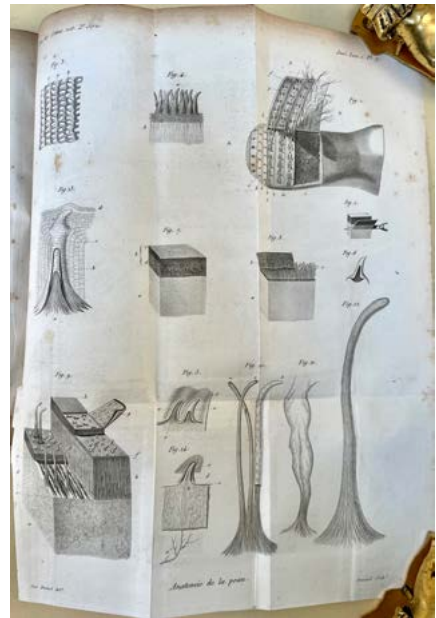
des narines” (Zeis 718), describing the “méthode française” of reconstructing the nose from cheek flaps; “Recherches sur les fissures congénitales des lèvres, ou des variétés et des causes du bec-de-lièvre” (Zeis 1574), on harelip. Bouisson published some remarkably realistic before and after portraits relating to these procedures. He also included an amplification of his important paper on the surgical treatment of hypospadias, or failure of the ventral wall of the urethra (see Zeis 2155). Also of considerable interest here is Bouisson’s paper on oral cancer in smokers, in which he discusses the etiology and surgical treatment of tumors of the lip caused by tobacco use, based on 72 case histories—one of the earliest detailed clinical studies of tobacco-related cancers. Other papers in the collection deal with amputation of the penis, subcutaneous tumors, fractures and luxations, tumors of bone, and a brief account of the lives and surgical careers of Dupuytren and Delpech. Bouisson was the first to use a rotated scrotal flap to cover the ventral defect in operations for chordee (congenital penile curvature); this technique is illustrated in the second volume’s last plate. He is also remembered for his 1850 treatise on surgical anesthesia; see Garrison-Morton.com 9383. A. Hadidi and D. Montgomery, *Hypospadias Surgery*, p. 5. Hirsch, noting that Bouisson “served surgery well” through his writings. 50751

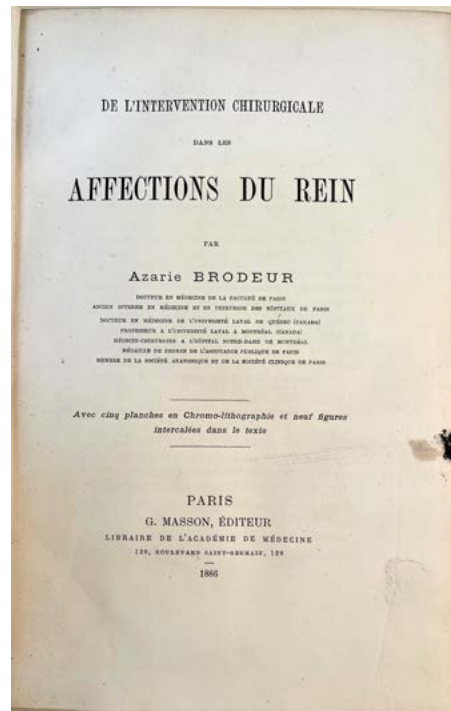
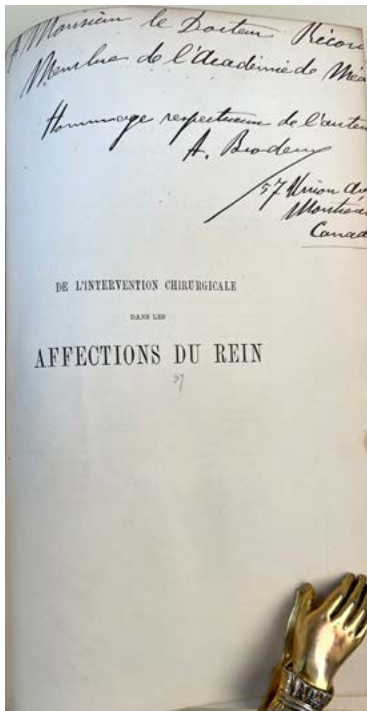


First Description of the Anatomy of the Human Sweat Glands

12. Breschet, Gilbert (1784-1845) and **Augustin Roussel de Vauzème**. *Nouvelles recherches sur la structure de la peau*. [4], 121, [3]pp. 3 folding plates. Paris: J.-B. Baillière, 1835. 220 x 142 mm. Later 19th-century quarter morocco gilt, marbled boards, spine worn and with upper portion partly detached. Some foxing and toning but very good. \$950

First Edition. Beschet and Roussel’s book contains the first description of the anatomy of the human sweat glands. Beschet succeeded Cruveilhier as Chair of Anatomy at the University of Paris; he “stressed the immediate relevance of anatomic investigation to dermatologic problems” (Crissy and Parrish, *Dermatology and Syphilology of the Nineteenth Century*, p. 117). Garrison-Morton.com 14105. 50743








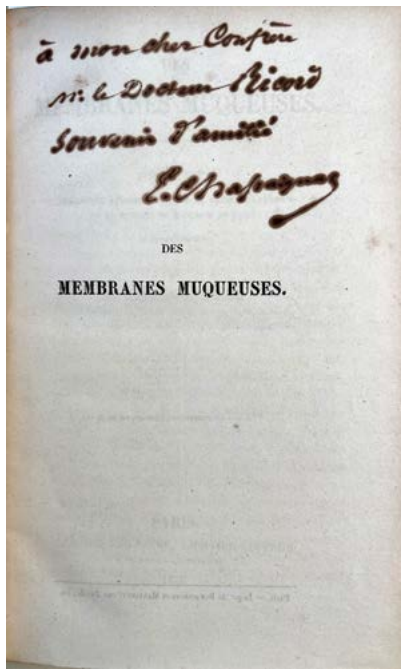
13. Brodeur, Azarie (1850-1908). De l'intervention chirurgicale dans les affections du rein. [4], iv, 576pp. 5 chromolithographed plates; text illustrations. Paris: G. Masson, 1886. 240 x 153 mm. 19th-century quarter morocco, marbled boards, spine worn and chipped, hinges splitting. Light toning but very good. *Presentation Copy*, inscribed to Ricord on the half-title: "A Monsieur le Docteur Ricord Membre de l'Académie de Méd[ecine] Hommage respectueux de l'auteur A. Brodeur 57 Union Ave Montréal Canad[a]" (inscription trimmed). \$1250

First Edition. Brodeur, a native of Quebec, received his medical education in France, obtaining his doctorate in medicine with the present work on kidney surgery. He was the second French Canadian to receive his M.D. in Paris, and the first from that region to hold the position of House Surgeon of the Hospitals of Paris. Sulte & David, *A History of Quebec* (1908), 2, pp. 713-714. 50759

Two Presentation Copies of Works on Mucous Membranes Bound Together

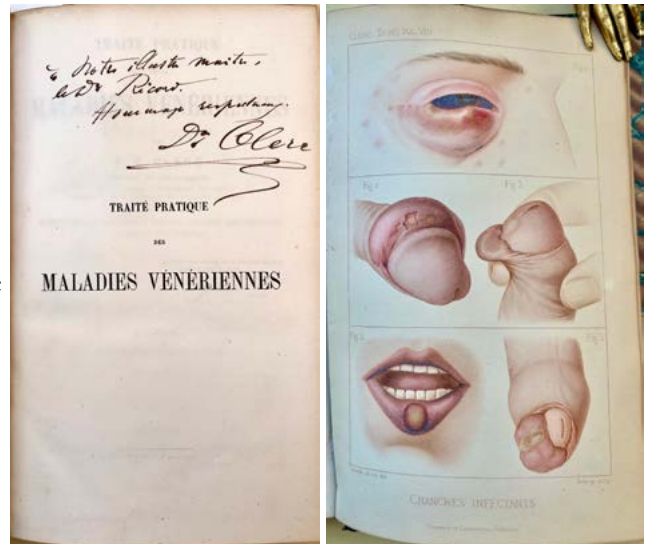
14. Chassaïgnac, Édouard (1804-79). Des membranes muqueuses. vii, 183, [1]pp. 5 plates. Paris: Germer Baillièrre, 1846. *Presentation Copy*, with the half-title inscribed: "à mon cher confrère M. le Docteur Ricord souvenir d'amitié E. Chassaïgnac." [Bound with:] **Gelez, Édouard.** Histoire générale des membranes séreuses et synoviales, des bourses muqueuses et des kystes, sous le rapport de leur structure, de leurs fonctions, de leurs affections, et de leur traitement. 356pp. Paris: L'auteur; Germer-Baillièrre, 1845. *Presentation Copy*, with the half-title inscribed: "A Mr. le Dr. Ricord hommage d'auteur Ed. Gelez." Together 2 works in 1. 211 x 133 mm. 19th century quarter calf, marbled boards, gilt spine, light wear. Minor toning, inscription in second work trimmed, but very good. \$850



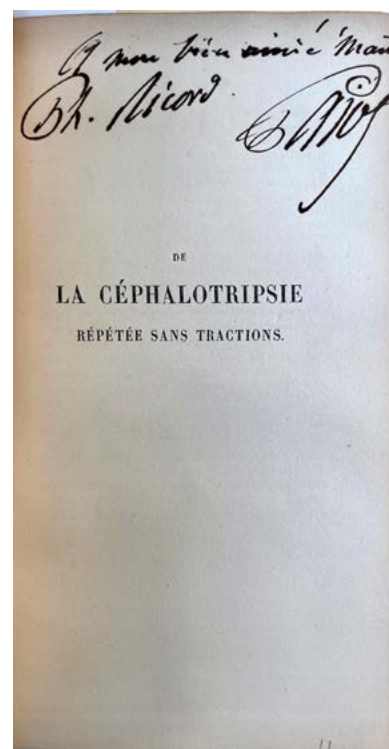
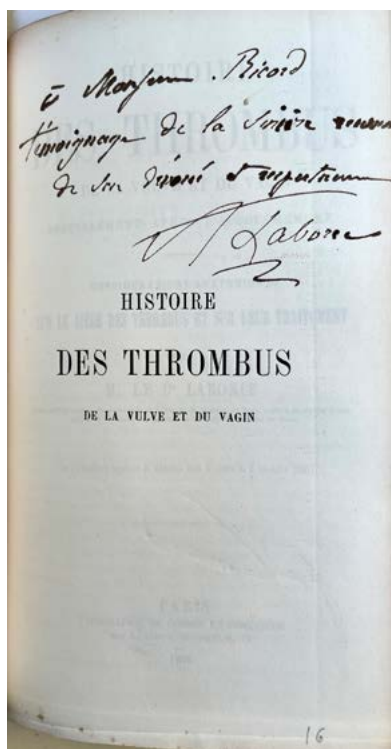
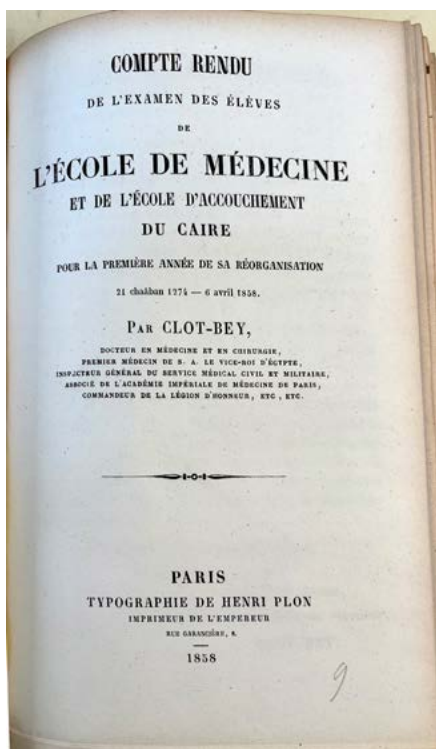


First Editions of two anatomical treatises on the mucosa (mucous membranes), each inscribed to Ricord by its author. Chassaignac is best known for introducing the use of drainage tubes in surgery; see Garrison-Morton.com 5606. 50812

15. Clerc, François Félix. *Traité pratique des maladies vénériennes.* Premier fascicule [all published]. [6], 313, [3]pp. 3 colored plates, each with printed key. Paris: Librairie Chamerot et Lauwereyns, 1866. 231 x 142 mm. 19th century quarter morocco, spine faded, one corner bumped, light wear. Marginal toning but very good. *Presentation Copy*, inscribed on the half-title: “à notre illustre maître le Dr. Ricord. Hommage respectueux Dr. Clerc.” \$950



First Edition. Clerc, another pupil of Ricord, coined the term “chancroid” for soft chancre; he appears to have introduced the term in a memoir read before the Société des Sciences Médicales in October 1854. Clerc “pointed out that if people known to be syphilitic were inoculated with material from a syphilitic chancre no lesions would result, whereas inoculation of material from a soft sore was nearly always followed by the appearance of a similar lesion” (Oriol, *The Scars of Venus*, p. 106). He believed that chancroid was caused by a modified syphilis virus. Plate 3 of the present work contains illustrations of chancroid. 50808



Nineteen Pamphlets, Four Inscribed to Ricord; Includes One Marking the Introduction of Western Medicine into Egypt

16. Clot, Antoine Barthélemy [Clot-Bey] (1793-1868). *Compte rendu de l'examen des élèves de l'École de médecine et de l'école d'accouchement du Caire pour la première année de sa reorganization.* 40pp. Paris: Henri Plon, 1858. 216 x 132 mm. Bound with 18 other works on gynecology, obstetrics and related subjects in quarter morocco, marbled boards, handwritten paper label on the front cover, light wear to spine. Minor foxing and toning but very good. Four of the titles listed below contain *Presentation Inscriptions* to Philippe Ricord. \$2750

First Edition. Clot was the first director of Egypt's Kasr al-Aini (Qasr el Eyni) School of Medicine, founded in 1827; it was initially attached to the military hospital in Abu Zabal but later relocated to Cairo. "Clot arrived in Egypt with the title of Surgeon-in-Chief of the Armies. As there was no medical care system in Egypt at that time, he began by instituting French Army regulations for the Egyptian army camps. "The Army Medical School had a difficult beginning with religious officials set against dissection of corpses for anatomy lessons, but this was **the foundation for modern medicine in Egypt** [emphasis ours]. Clot was made chief surgeon to Muhammad Ali Pasha, viceroy of Egypt, at Abu Zabal, near Cairo. He shaped the Kasr El Aini Hospital and schools for all branches of medical instruction, as well as facilities for the study of the French language; and, notwithstanding the most serious religious difficulties, instituted the study of anatomy by means of dissection" (Wikipedia). Garrison-Morton.com 13665. 50770

The other works in this volume, four of which are inscribed presentation copies, are:

- a. **Chailly-Honoré, Nicolas Charles** (1805-66). *De la valeur de certains procédés conseillés dans la version pelvienne* [caption title]. 8, 30pp.

First Collected Edition. Reprint of three articles: "De la valeur de certains procédés conseillés dans la version pelvienne" [*Clinique des Hôpitaux des enfants* 2, pp. 89-96] (p. 8); "De certains procédés généralement

conseillés en obstétrique, qui sont inutiles, ou impraticables, ou dangereux, et de ceux qu'on peut leur substituer avec avantage” [*Annales d'obstétrique, des maladies des femmes et des enfants*, 1] (p. 25); “Convient-il dans la présentation de la face de se hâter . . . d'introduire la main pour ramener le sommet au détroit supérieur, au lieu de la face?” [*Clinique des Hôpitaux des enfants*, 2, pp. 125-128 (p. 26-30).

- b. **Chailly-Honoré.** Des observations puissantes qui doivent empêcher d'user de l'éther et du chloroforme dans le travail naturel de l'accouchement et des cas pathologiques très-restreints pour lesquelles il faut réserver ces agents précieux. Offprint from *Bulletin général de thérapeutique*. 32pp. Paris: J.-B. Baillière, 1853.

First Edition, Offprint Issue.

- c. **Chailly-Honoré.** Des cas où les inspirations d'éther et de chloroforme peuvent être employés dans l'art des accouchements, et de ceux qui s'opposent à leur usage. Offprint from *Bulletin général de thérapeutique*. 32pp. Paris: Typographie Hennuyer, n.d. [1853]. *Presentation Copy*, inscribed (presumably) to Ricord on the first page: “au meilleur de mes amis Chailly-Hon.” Several underlinings and marginal marks in the text.

First Edition, Offprint Issue.

- d. **Hohl, Anton Friedrich** (1789-1862); **Chailly-Honoré.** De l'auscultation appliquée au diagnostic des présentations et des positions du fœtus, extrait traduit de Hohl . . . suivi de quelques considérations pratiques sur cet intéressant sujet par Chailly-Honoré. Offprint from *L'Union médicale*. 6, [2]pp. Paris: Félix Malteste, 1851.

First Edition, Offprint Issue. The volume contains three copies of this offprint.

- e. **Chailly-Honoré.** Observations de compression de l'aorte dans l'hémorrhage grave après l'accouchement. Offprint from *L'Union médicale*. 14pp. Paris: Félix Malteste, 1851.

First Edition, Offprint Issue.

- f. **Chailly-Honoré.** De la céphalotripsie et de l'opération césarienne. Offprint from *L'Abeille médicale*. 12pp. Text illustrations. Paris: Hennuyer et Cie., 1851.

First Edition, Offprint Issue. Manuscript note on p. 8: “Procédé de M. F. Hatin.”

- g. **Chailly-Honoré.** De l'accouchement provoqué avant le terme de la viabilité et de l'opération césarienne: Considérations présentées à l'Académie nationale de médecine . . . Offprint from *L'Union médicale*. 8pp. Paris: Félix Malteste, 1852.



First Edition, Offprint Issue. Copy of the Hohl-Chailly-Honoré offprint bound between pp. 4 and 5.


- h. **Jacquemier, Jean Marie** (1806-79). Du volume de la poitrine et des épaules du fœtus considéré comme cause de dystocie dans les présentations de l'extrémité céphalique. Offprint from *Gazette hebdomadaire de médecine et de chirurgie*. 32pp. Paris: Victor Masson et fils, 1860.

First Edition, Offprint Issue. Jacquemier is known for “Jacquemier's sign” (erythema of the vestibule and vagina) as diagnostic of pregnancy (see Garrison-Morton.com 6174), and for developing a method of delivery in the event of shoulder dystocia (difficult birth caused by a large fetus).

- i. **Empis, Georges S.** (1824-1913). De la statistique du service d'accouchements de l'hôpital de la Pitié et des mesures hygiéniques instituées dans cet hôpital contre la fièvre puerpérale. [4], 36pp. Paris: P. Asselin, 1867. *Presentation Copy*, inscribed to Ricord on the half-title: “A mon excellent Maître Ricord souvenir bien affectueux G. Empis.”

First Edition.





j. **Pajot, Ch.** De la céphalotripsie répétée sans tractions ou méthode pour accoucher les femmes dans les rétrécissements extrêmes du bassin. 24pp. Paris: P. Asselin, 1863. *Presentation Copy*, inscribed to Ricord on the half-title: “A mon bien aimé maître Ph. Ricord Pajot.”

First Edition. Rare, with no copies of the original edition cited in OCLC. Pajot devised a method of cephalotripsy without traction to deliver stillborn infants in cases of severe maternal pelvic deformity. Cephalotripsy involves crushing the fetal skull with a cephalotribe, an instrument designed for the purpose.

k. **Chailly-Honoré.** Extrait du rapport fait à l’Académie nationale de médecine . . . sur un procédé d’application du forceps et du céphalotribe au détroit supérieur par M. le Docteur Félix Hatin. Offprint from *Bulletin de l’Académie de médecine*. N.p., n.d. [1852].

First Edition, Offprint Issue. Rare, with no copies cited in OCLC.

l. **Senn, Louis.** De la délivrance. 8pp. Geneva: Imprimerie Fick, n.d. [1853].

First Edition. Extremely rare, with only one copy (Bibl. Genève) cited in OCLC.

m. **Leroy d’Étiolles, Jean Jacques Joseph** (1790-1860). Mémoire sur des moyens nouveaux de traitement des fistules vésico-vaginales. Offprint from *Gazette des hôpitaux*. 30pp. Text illustrations. Paris: Imprimerie de Béthue et Plon, 1842.

First Edition, Offprint Issue.

n. **Académie des Sciences.** Extrait des décisions de l’Académie des Sciences au sujet de la lithotritie. 8pp. Paris: Lacrampe et Comp., n.d. [1839?].

First Edition.

o. **Baudelocque, Louis-Auguste** (1800-1864). Opération césarienne. Élytrotomie ou section du vagin, précédée, ou non, de la ligature ou de la compression de l’artère iliaque interne. 26pp. Paris: Chez l’auteur, 1844.

First Edition. Louis-Auguste was a nephew of the renowned obstetrician Jean-Louis Baudelocque (see Garrison-Morton.com 6255).

p. **Laborie, Jean-Édouard** (1813-68). Histoire des thrombus de la vulve et du vagin spécialement après l’accouchement. 55 pp. Paris: Cosson et Compagnie, 1860. *Presentation Copy*, inscribed to Ricord on the half-title: “à Monsieur Ricord témoignage de la sincère reconna[issance] de son dévoué et respectueux J Laborie” (inscription trimmed).

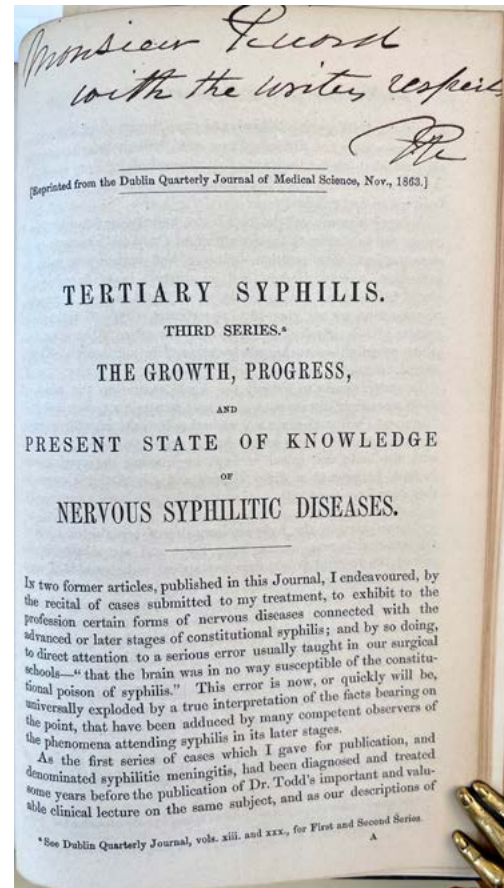
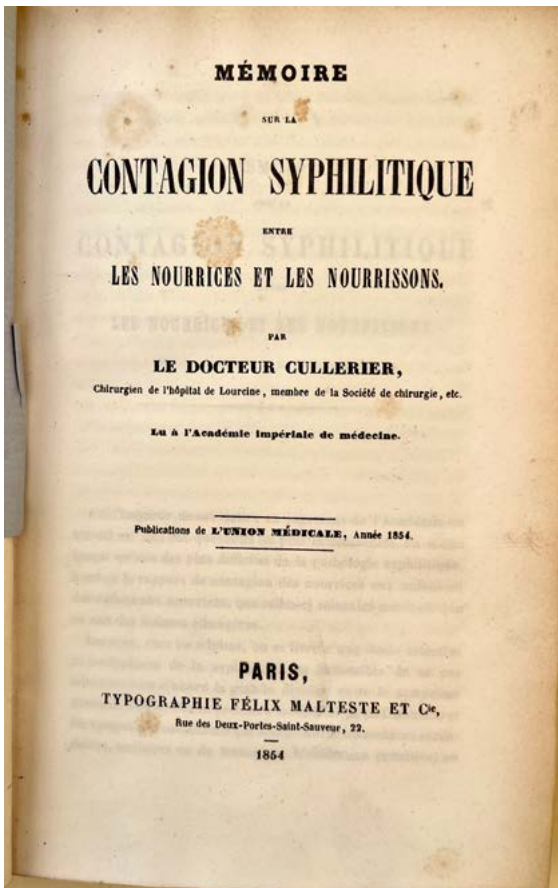
First Edition. Scarce, with only two copies (U. Texas; Paris-Bib. Serv. Sainte Armées) cited in OCLC.

q. **Soupart, Floribert J. D.** (1819-1901). Opérations de chirurgie plastique: Nouvelle méthode et nouveaux modes opératoires pour la staphyloraphie et pour l’opération de la fistule vésico-vaginale; nouveau procédé pour l’opération du bec-de-lièvre. Offprint from *Bulletin de l’Académie royale de médecine de Belgique*, 2nd series. [4], 50pp. Brussels: J.-B. de Mortier, 1858.

First Edition, Offprint Issue. Extremely rare, with only one copy (NLM) cited in OCLC.

r. **Visca, P.-F.** Du vaginisme. 147pp. Paris: Adrien Delahaye, 1870.


First Edition.

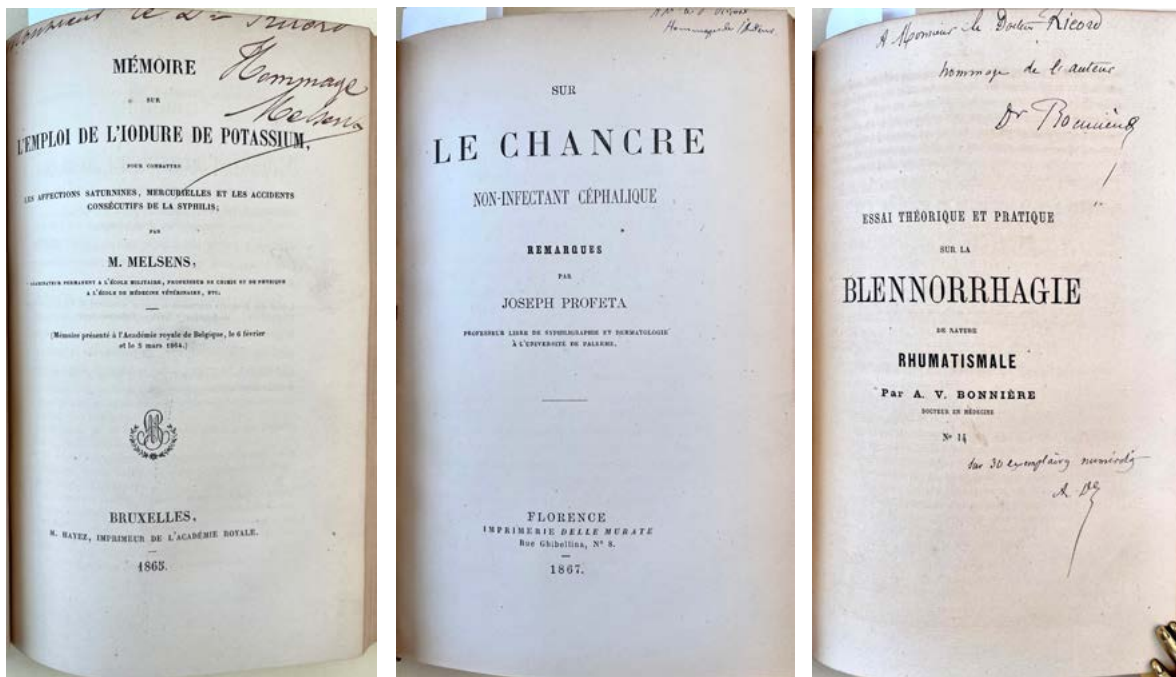


Eleven Pamphlets, Including Exceptionally Rare Works by Profeta and Fournier; Four Inscribed to Ricord

17. Cullerier, Auguste (1805-74). *Mémoire sur la contagion syphilitique entre les nourrices et les nourrissons*. Offprint from *Union médicale de Paris* (1854). 32pp. Paris: Félix Malteste, 1854. 208 x 132 mm. Bound with 10 other offprints on venereal disease and related subjects, some inscribed to Ricord, in 19th century quarter morocco, marbled boards, handwritten paper label on the front cover, light wear; spine title reads: "Cullerier & / Pièces diverses / sur / la syphilis / et l'herpès." Scattered foxing but very good. \$4750

First Edition, Offprint Issue. Cullerier, a surgeon at the Lourcine Hospital (now the Hôpital Broca) in Paris, was one of a family of surgeons specializing in venereal disease; his great-uncle, Michel Cullerier, had been the first surgeon-in-chief at Paris's Hôpital des Vénériens. Cullerier's paper deals with the then-unresolved question of whether syphilis could be transmitted by someone exhibiting secondary symptoms, particularly in the case of nursing mothers / wet nurses and infants. "He describes four cases in which the nurse explicitly blamed the infant for her contagion, and six others in which the woman remained healthy despite having nursed an infected infant" (J. Sherwood, *Infection of the Innocents: Wet Nurses, Infants and Syphilis in France*, p. 166). 50800



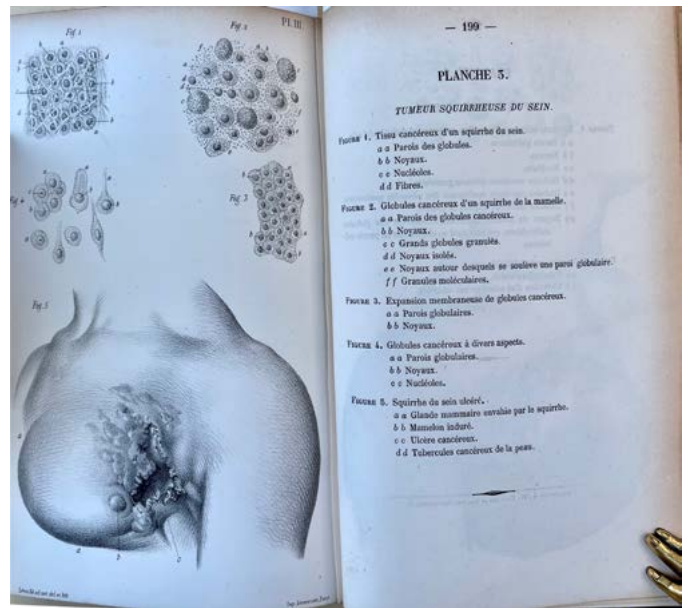


The remaining works in this volume, some inscribed to Ricord, are:

- a. **Doyon, Adrien** (1827-1907). De l'herpès récidivant des parties génitales. 136pp. Paris: Victor Masson et Fils, 1868.
First Edition. Doyon, a dermatologist and venereologist, published a number of valuable studies of genital herpes, including the first book on the subject (*Les herpès génitaux*, 1886), co-authored with Paul Diday.
- b. **Melsens, Louis H. F.** Mémoire sur l'emploi de l'iodure de potassium pour combattre les affections saturnines, mercurielles et les accidents consécutifs de la syphilis. 167pp. Brussels: M. Hayez, 1865. *Presentation Copy*, inscribed to Ricord on the title: "Monsieur le Dr. Ricord Hommage Melsens."
First Edition. Melsens, a Belgian physicist and chemist, pioneered the use of inorganic iodine in medicine. He invented tincture of iodine for disinfection and promoted the use of potassium iodide as a cure for lead poisoning, mercury poisoning and the effects of syphilis.
- c. **Melsens.** Extrait de mémoires sur l'emploi de l'iodure de potassium pour combattre les affections saturnines, mercurielles et les accidents consécutifs de la syphilis . . . (Résumé des travaux de M. Jos. Hermann, Lorinser, etc. sur la syphilis). Offprint from *Bulletin de l'Académie royal de médecine de Belgique*, 2nd series, 9. 39pp. Brussels: Henri Manceaux, 1866.
First Edition, Offprint Issue.
- d. **Profeta, Giuseppe** (1840-1911). Sur le chancre non-infectant céphalique. 15pp. Florence: Imprimerie delle Murate, 1867. *Presentation Copy*, inscribed to Ricord on the title: "A M. le Dr. Ricord Hommage de l'Auteur."
First Edition. Extremely rare, with OCLC citing only one copy (Rovertto Civica, Italy). Profeta is known for "Profeta's law": A non-syphilitic child born of syphilitic parents is immune to the acquired disease.
- e. **Levieux, Charles** (1818-98). Du traitement de la syphilis [half-title]. 13pp. [Bordeaux: G. Gounouillhou, 1867.]
First Edition.
- f. **Nitard-Ricord, J. J.** Quelques points de syphilographie devant la Société de Médecine de Marseille. Discours prononcés à cette occasion dans les séances du 13 janvier et 24 mars 1866. 64pp. Marseille: Imprimerie et Lithographie Senés, 1866.
First Edition; scarce, with OCLC citing only 2 copies, both in French libraries.

- g. **Fournier, Alfred** (1832-1915). Étude clinique sur l'induration syphilitique primitive. Offprint from *Archives générales de médecine*. Paris: P. Asselin, 1867.

First Edition, Offprint Issue. “Après Ricord, Alfred Jean Fournier (1832-1915) est le deuxième grand nom de la syphiligraphie Parisienne” (*La dermatologie en France*, p. 207). A former pupil of Ricord, Fournier published several important clinical works on various aspects of syphilis, held the first academic chair devoted to syphilology and skin diseases, and spearheaded the campaign to make syphilis and its treatment a public health issue. “It was Fourier who was to make syphilis a respectable branch of medicine . . . and, most importantly, it was he who put into operation for the first time a programme of public prophylaxis involving the creation of national organizations supported by public authorities” (Quetel, *History of Syphilis*, p. 136).



- h. **Bonnière, Arsène Victor**. Essai théorique et pratique sur la blennorrhagie de nature rhumatismale. 48pp. Paris: Victor Goupy, [1866]. *Presentation Copy*, inscribed by the author on the first page: “A Monsieur le Docteur Ricord hommage de l’auteur Dr. Bonnière.” No. 14 of 30 numbered copies.

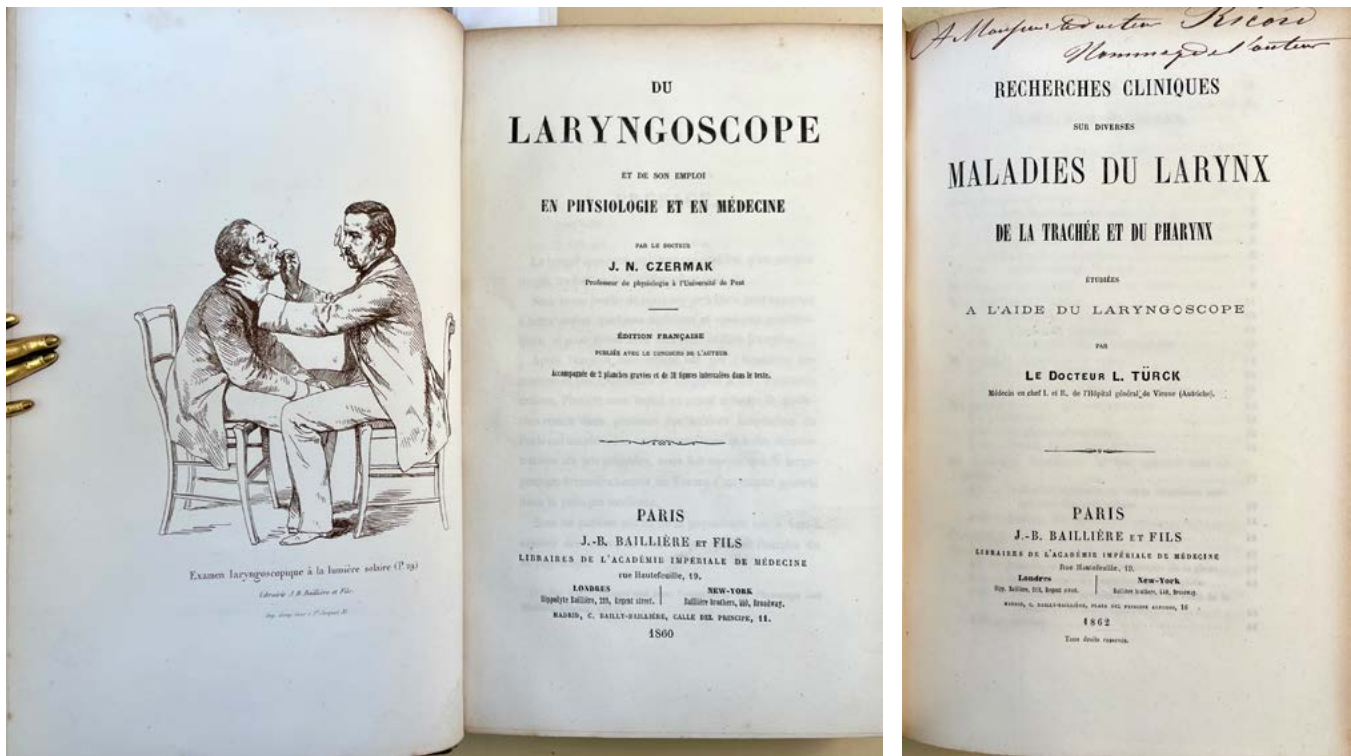
First Edition, of obvious rarity.

- i. **Maisonneuve, Jacques G. T.** (1809-97). Leçons cliniques sur les affections cancéreuses . . . recueillies et publiées par M. le Dr. Alexis Favrot. 2e partie, comprenant les affections cancéreuses du sein. vii, 105-200pp. 4 plates. Paris: Labé, 1854. Ricord’s stamp on the title.

First Edition. The first part of this work, not present here, was published in 1852.

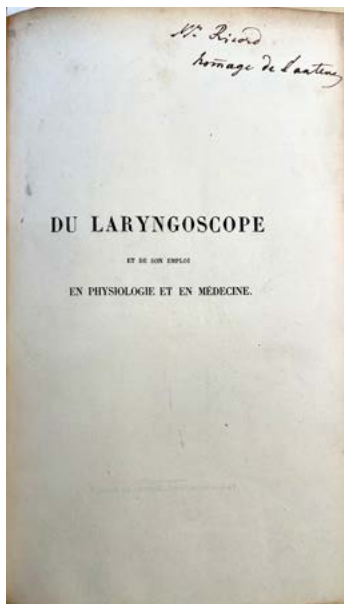
- j. **Reade, Thomas**. Tertiary syphilis. Third series. The growth, progress, and present state of knowledge of nervous syphilitic diseases. Offprint from *Dublin Quarterly Journal of Medical Science* (Nov. 1863). 15pp. *Presentation Copy*, inscribed to Ricord on the first page: “Monsieur Ricord with the writer’s respects TR.”

First Edition, Offprint Issue.



Four Works on Laryngoscopy, Two Inscribed

18. Czermak, Johann Nepomuk (1828-73). *Du laryngoscope et de son emploi en physiologie et en médecine*. [2], 112pp. Frontispiece, folding plate, text illustrations. Paris: J.-B. Baillière et fils, 1860. *Presentation Copy*, inscribed to Ricord on the half-title: “Mr. Ricord homage [sic] de l’auteur.” [Bound with:]



Türck, Ludwig (1810-68). *Recherches cliniques sur diverses maladies du larynx de la trachée et du pharynx étudiées à l’aide du laryngoscope*. [iii]-viii, 100pp. Paris: J.-B. Baillière et fils, 1862. *Presentation Copy*, inscribed on the title: “Monsieur le Docteur Ricord Hommage de l’auteur.” 223 x 143 mm. Bound with 2 other works on laryngoscopy in quarter morocco, marbled boards, spine a little worn and rubbed. Uneven foxing and toning but very good. \$1500

First Edition in French of Czermak’s *Der Kehlkopfspiegel und seine Verwertung für Physiologie und Medizin* (1860); **First Edition in Book Form** of Türck’s *Recherches cliniques*, first published in German in a series of articles in the *Allgemeine Wiener medizinische Zeitung* (1861-62). The laryngoscope was invented in the 1850s by Manuel Garcia, a voice teacher. Czermak, together with Türck, was responsible to introducing Garcia’s device into medicine and for adapting it for examination of the nose and pharynx; see Garrison-Morton.com 3331 and 3332. Türck

claimed priority over Czermak for the introduction of the laryngoscope, an issue over which both men fought bitterly for some years. 50772

The remaining works in this volume are:

- a. **Türck**. *Méthode pratique de laryngoscopie*. [2], 120pp. Folding plate, text illustrations. Paris: J.-B. Baillière et fils, 1861.

First Edition in French of Türck’s *Praktische Anleitung zur Laryngoskopie* (1860; Garrison-Morton.com 3333).

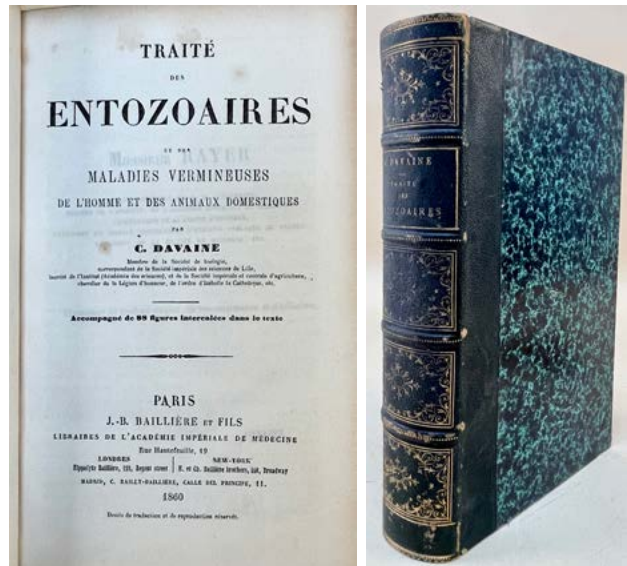
- b. **Krishaber, Maurice** (1836-83) et al. “Laryngoscope, laryngoscopie” and “Larynx.” Extract from *Dictionnaire encyclopédique des sciences médicales, deuxième série, tome premier: LAB – LAR* (Paris: Victor Masson, 1868): 482-780. Text illustrations.

Krishaber, a Hungarian-French otorhinolaryngologist, wrote a number of works on the subject, including a monograph on pathology of the larynx in the early stages of syphilis.

19. Davaine, Casimir Joseph (1812-82).


Traité des entozoaires et des maladies vermineuses de l'homme et des animaux domestiques. xix, [1], xcii, 838pp. Text illustrations. Paris: J.-B. Baillière et fils, 1860. 213 x 133 mm. 19th-century quarter morocco, marbled boards, gilt spine (a bit dulled), light wear. Very good. \$850


First Edition of Davaine’s important treatise on parasitology. “As early as 1857 Davaine thought of tracking down intestinal worms by seeking their eggs in the stools, a procedure still followed. Experimentally he specified the mode of development of the Ascaridae (*Ascaris lumbricoides*) and of the Trichocephalus (*Trichuris trichiura*)” (Théodoridès). His studies of parasitic worms led to his 1862 announcement that infections caused by *Ascaris* and other parasitic nematodes could be transmitted by ingesting the parasite’s eggs. Davaine is also credited with being the first to demonstrate the pathogenic role of bacteria in humans, domestic animals and plants. Garrison-Morton.com 2451. Théodoridès, Jean, “Davaine, Casimir Joseph,” *Encyclopedia.com*, 7 Mar. 2023. 50750



20. Davasse, Jules (1819-79). La syphilis: Ses formes, son unité. xii, 568pp. Paris: J. B. Baillière, 1865. 213 x 130 mm. 19th century half morocco, front hinge splitting, some edgewear. Minor foxing, first few leaves creased but very good. Ricord’s stamp and “Hôpital Cochin” stamp on the title. \$750

First Edition. 50809






21. Deleau, Nicolas (1797-1862). *Traité du cathétérisme de la trompe d'Eustachi, et de l'emploi de l'air atmosphérique dans les maladies de l'oreille moyenne.* [8], 431pp. 2 folding plates. Paris: Germer-Baillièrre, 1838. 210 x 129 mm. 19th-century quarter morocco, gilt spine, marbled boards, spine a bit rubbed and faded. Some foxing to the plates, one plate fore-edge frayed, light toning but very good. *Presentation Copy*, inscribed to Ricord on the general title: "Hommage de l'auteur à M. le Dr. Ricord médecin de l'hôpital des vénériens Deleau." \$950



First Edition. Deleau was the first to publish on the use of air insufflation to cure some types of hearing loss; see Garrison-Morton.com 7228, citing his 1828 monograph on the subject. The general title preceding the title-page of the present work reads "Recherches pratiques sur les maladies de l'oreille et sur le développement de l'ouïe et de la parole chez les sourd-muets. Première partie"; however, there is no record that any further parts were published. 50775

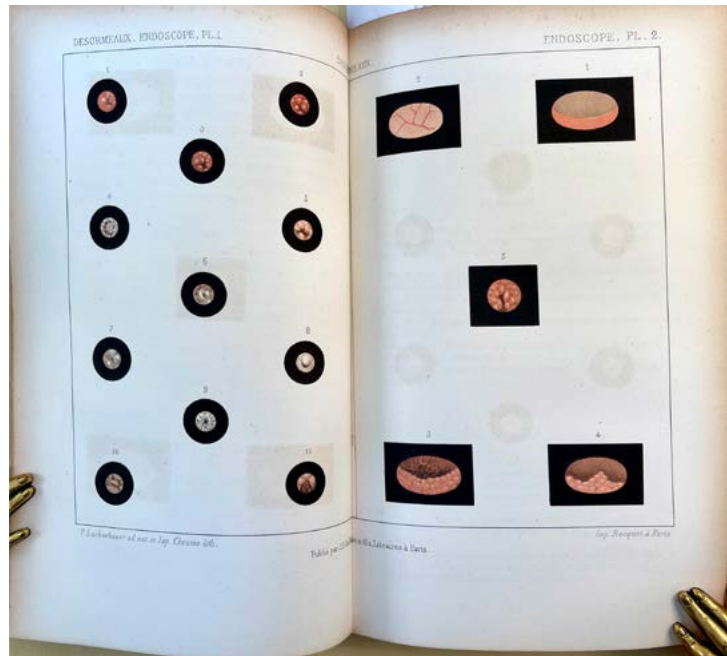


22. Demarquay, Jean Nicolas (1814-75). *Traité des tumeurs de l'orbite.* viii, 584pp. Paris: Victor Masson, 1860. 214 x 132 mm. 19th-century quarter morocco, marbled boards, spine worn, two lower corners bumped. Light toning but very good. *Presentation Copy*, inscribed to Ricord on the half-title: "à mon excellent maî[tre] le Professeur Ricord son élève dévoué et reconnaissant Demarquay" (inscription trimmed). \$750



First Edition. Demarquay was one of the first to publish on tumors located in the orbit (bony eye socket), issuing a memoir on the subject in 1853 and following it with the present more comprehensive work. Albert, *Dates in Ophthalmology*, p. 1864. 50769

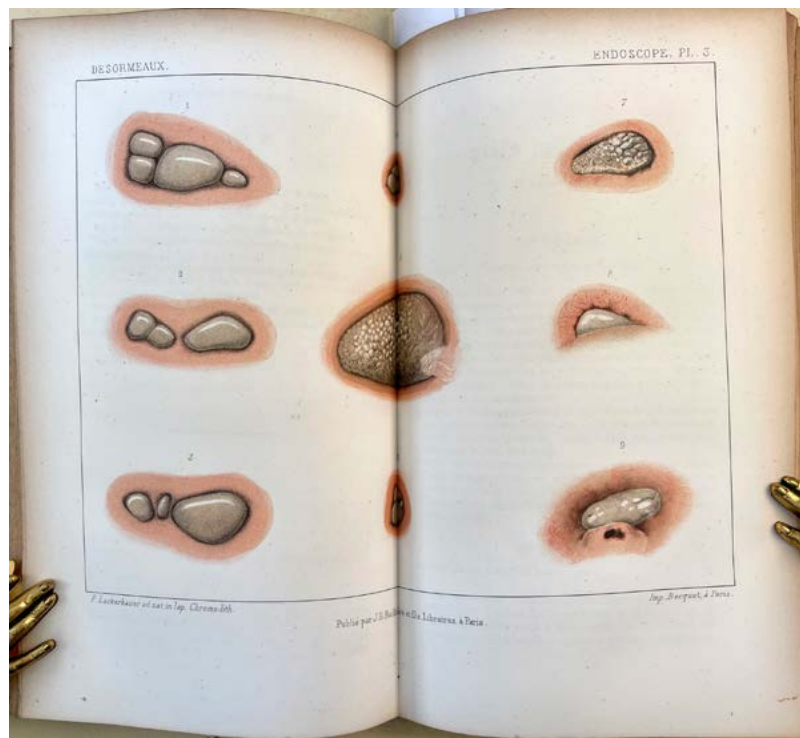
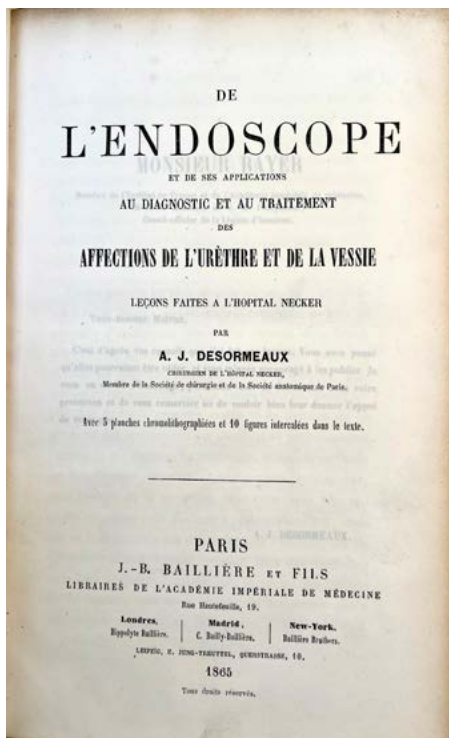
23. Denonvilliers, Charles-Pierre (1808-72); Auguste Nélaton (1807-73); Alfred A. L. M. Velpeau (1795-1867); Jean C. F. Guyon (1831-1920); and Léon Labbé (1832-1916). *Rapport sur les progrès de la chirurgie*. [6], iv, 768pp. Paris: A l'Imprimerie Impériale, 1867. 257 x 171 mm. 19th-century half morocco, light wear at spine and corners. Minor foxing and toning but very good. \$750

First Edition. An official report on the progress of surgery in France, published as part of the French Minister of Public Instruction's *Recueil de rapports sur les progrès des sciences et des lettres en France*. The report was written by Guyon and Labbé at the suggestion of Denonvilliers, Nélaton and Velpeau, who had been originally selected for the task but were unable to take it on due to professional obligations. 50761



Seven Pamphlets, Two Inscribed to Ricord

24. Desormeaux, Antonin Jean (1815-94). *De l'endoscope et de ses applications au diagnostic et au traitement des affections de l'urèthre et de la vessie*. x, 186pp. 3 chromolithographed plates (1 double-page); text illustrations. Paris: J.-B. Baillière et fils, 1865. 218 x 134 mm. Bound with 6 works by different authors on genito-urinary diseases and other subjects in 19th-century quarter calf, marbled boards, spine detached, light rubbing and wear. Light toning but very good. *Presentation Copy*, inscribed on the front flyleaf: "à mon très honoré et illustre Monsieur Rico[r]d hommage respectueux de son élève A Desormeaux" (inscription a bit trimmed). \$1750



First Edition. “Desormeaux was a pioneer of endoscopy” (Garrison-Morton.com 4172). He made significant improvements to the early endoscope and was the first to use it successfully to operate on a living patient. His textbook on endoscopy helped to popularize the procedure. 50780

The remaining works in this volume are:

- a. **Desormeaux.** De l'uréthrotomie: Discours prononcé à la Société de Chirurgie dans la séance du 5 juin 1865. Offprint from *Gazette des hôpitaux* (1865). 15pp. Paris: J. Claye, [1865].

First Edition, Offprint Issue.

- b. **Dodeuil, C. M. Timoléon.** Recherches sur l'altération senile de la prostate et sur les valvules du col de la vessie. 108, [2]pp. Paris: Adrien Delahaye, 1866. *Presentation Copy*, inscribed to Ricord on the half-title: “A Monsieur le Docteur Ricord hommage respectueux Dodeuil (de Ham[...])” (inscription slightly trimmed).

First Commercial Edition; also published as Dodeuil's medical thesis.

- c. **Fauconneau-Dufresne, Victor-Albans.** De l'influence du système nerveux dans la production du diabète: Applications thérapeutiques qui en découlent. Offprint from *Gazette hebdomadaire de médecine et de chirurgie*. 15pp. Paris: Victor Masson, 1860.

First Edition, Offprint Issue.

- d. **Lecorché, Ernest** (1830-1905). De l'amblyopie diabétique. Offprint from *Gazette hebdomadaire de médecine et de chirurgie*. 18pp. Paris: Victor Masson, 1861.

First Edition, Offprint Issue.

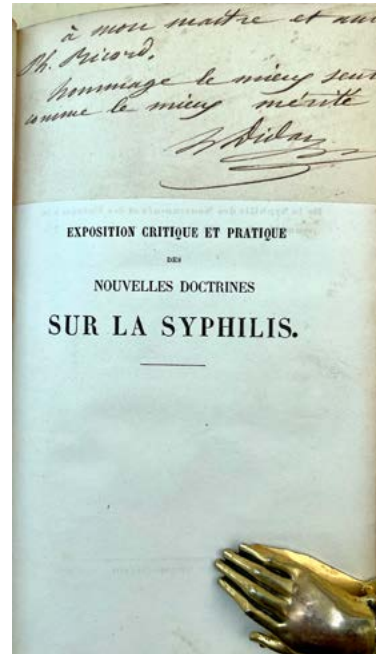
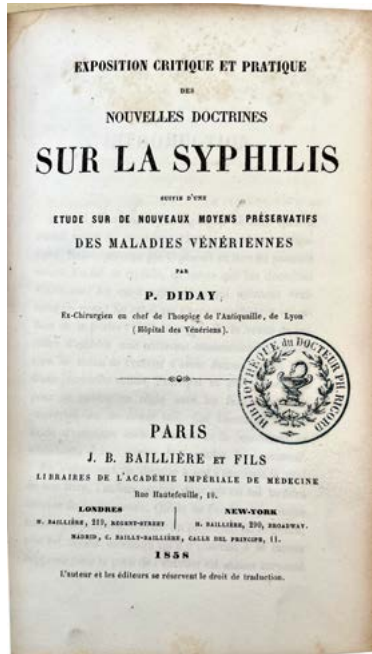
- e. **Mercier, Louis-Auguste** (1811-82). Troisième série d'observations et remarques sur le traitement de la rétention d'urine causée par les valvules du col de la vessie. Extract from Mercier, *Recherches anatomiques, pathologiques et thérapeutiques sur les valvules du col de la vessie, cause fréquente et peu connue de rétention d'urine* (Paris: Le Normant, 1848 [i.e., 1850]): 403-476pp. Text illustrations.

Probable First Printing, dated 15 February 1850. The second printing of Mercier's *Troisième série*, contained in the second edition of his *Recherches anatomiques* (also dated 1848), is dated 15 March 1850, has a

different setting of pp. 469-476, and contains additional material. Mercier, a specialist in the surgical treatment of genito-urinary diseases, introduced the coudé and bicoudé catheters (see Garrison-Morton.com 4168.1) and wrote classic papers on prostatism (Garrison-Morton.com 4259.1) and coarctation of the aorta (Garrison-Morton.com 2750.1).

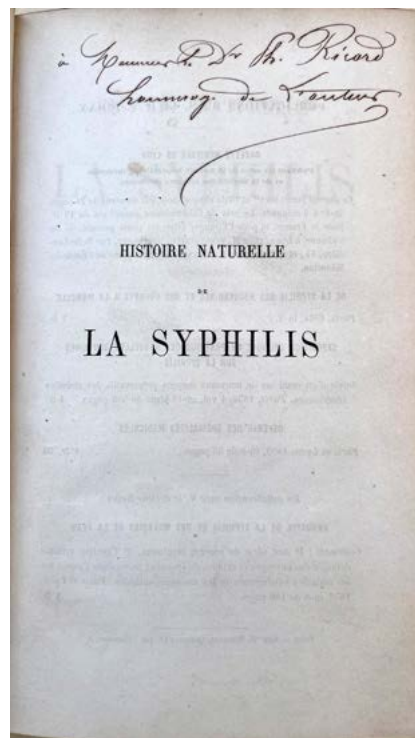

- f. **Rodriguez da Costa Duarte, Ignacio.** Des fistules génito-urinaires chez la femme. 96pp. Text illustrations. Paris: J.-B. Baillière et fils, 1865.

First Edition.



25. Diday, Charles-Paul (1812-94). Exposition critique et pratique des nouvelles doctrines sur la syphilis suivie d'une étude sur de nouveaux moyens préservatifs des maladies vénériennes. [4], 560pp. Paris: J. B. Baillière et fils, 1858. 180 x 110 mm. 19th-century quarter morocco, gilt spine, front hinge cracking, light wear. Light toning but very good. *Presentation Copy*, inscribed on a slip tipped to the half-title: "à mon maître et ami Ph. Ricord, hommage le mieux senti[...] comme le mieux mérité P Diday." Ricord's stamp on the title. \$1250

First Edition. Diday, a former pupil of Ricord, devoted his entire career to the study of venereal disease, publishing a number of important works on the subject and helping to transform the Antiquaille hospital in Lyons into a major center for the treatment of sexually transmitted diseases. He is best remembered for his pioneering investigations into congenital syphilis, published in 1854 under the title *Traité de la syphilis des nouveau-nés et des enfants à la mamelle* (see Garrison-Morton.com 2383). 50811





Diday's "Masterwork," Inscribed to Ricord

26. Diday, Charles-Paul (1812-94). *Histoire naturelle de la syphilis*. [4], 276pp. Paris: P. Asselin, 1863. 218 x 131 mm. 19th-century quarter morocco, gilt spine, small splits at hinges, light wear. Light toning but very good. *Presentation Copy*, inscribed on the half-title: "à Monsieur Dr. Ph. Ricord hommage de l'auteur." \$950

First Edition. "Diday's publications on venereal disease were numerous and important and included among them a masterwork, *Histoire naturelle de la syphilis* (1863)" (Crissy and Parrish, *The Dermatology and Syphilology of the Nineteenth Century*, pp. 91-92. 50810

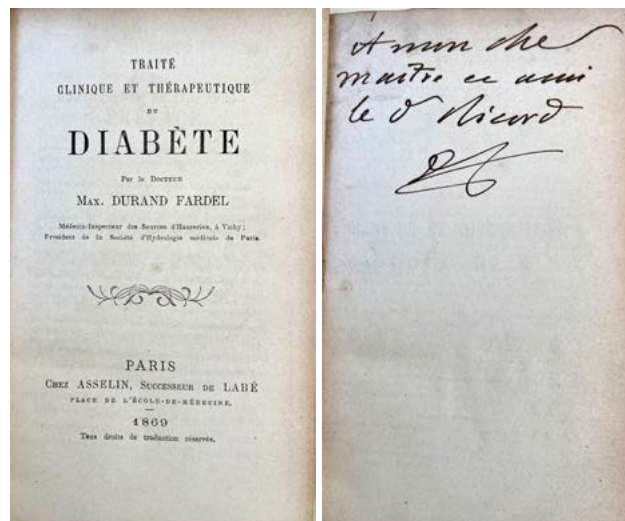
27. Dupierris, Martial. *Mémoire sur les rétrécissements organiques du canal de l'urètre et sur l'emploi de nouveaux instruments de scarification et d'incision pour obtenir la cure radicale de cette maladie; suivi d'un appendice sur le traitement des rétrécissements par la malaxation*. [8], 293pp. 2 folding plates. Paris: Germer-Baillièrre, 1847. 218 x 132 mm. 19th-century quarter morocco, marbled boards, light wear. Some foxing but very good. *Presentation Copy*, inscribed to Ricord on the half-title: "À Monsieur le Docteur Ricord Hommage de la considération la plus distinguée et du respect de l'auteur Dupierris." \$750



Second edition, expanded; first published in 1840. Dupierris developed a method of treating strictures of the urethra using malaxation, or firm massage, to soften the obstruction. 50774


28. Durand Fardel, Maxime (1815-99). *Traité clinique et thérapeutique du diabète*. [4], iv, 484pp. Paris: Asselin, 1869. 279 x 110 mm. 19th-century quarter morocco, marbled boards, spine a bit worn. Minor toning but very good. *Presentation Copy*, inscribed to Ricord on the front flyleaf: "A mon cher maître et ami le Dr. Ricord D F." \$850

First Edition. In the 1850s Durand Fardel became one of the first to point out the association of certain brain lesions with chronic hypertension and diabetes. Launer and Wright, "Diabetes and hypertension," in Festa and Lazar, *Neurovascular Neuropsychology*, pp. 191-202. 50773




29. Favrot, Alexis (1819-69). *Études sur les maladies des femmes qu'on observe le plus fréquemment dans la pratique*. viii, 423pp. Paris: Germer Baillière, 1847. 209 x 133 mm. 19th-century quarter morocco, marbled boards, spine worn, front hinge splitting. Occasional light foxing but very good. *Presentation Copy*, inscribed to Ricord on the half-title: "A mon bon maître le Dr. Ricord témoignage de gratitude et d'amitié Al. Favrot." Stamp of the Hôpital Cochin on the half-title, title and p. 5. \$750

First Edition. A compilation of information on what was then known about certain diseases of the female reproductive organs. 50788




30. Froment, J.-B.-F. *Traité d'anatomie humaine, ou description méthodique de toutes les parties du corps humain . . . Névrologie*. Tome premier [second]. 2 vols.; all published. xxvii, 509, [3]; [4], 880pp. Paris: Méquignon-Marvis fils, 1846. 216 x 133 mm. 19th-century quarter calf, gilt spines, marbled boards, small portion torn from front free endpaper of Vol. 1, upper corner broken off from back cover of Vol. 2. Scattered foxing, but very good. *Presentation Copy*, inscribed to Ricord on Vol. 1 half-title: "à Monsieur le Docteur Ricord chirurgien de l'hôpital du Midi, &c &c &c Hommage de son ancien interne respectueux et dévoué Froment." \$850

First Edition. Froment was the author of works on anatomy and hemostatics, as well as a translation of Homer. According to his inscription, he had been one of Ricord's interns. 50789



31. Grisolle, Augustin (1811-69). *Traité élémentaire et pratique de pathologie interne*. 2 vols.



[6], viii, 776; [4], 879pp. Paris: Victor Masson, 1852. 233 x 144 mm. 19th-century quarter morocco, marbled boards, spines somewhat worn. Minor foxing and toning but very good. *Presentation Copy*, inscribed to Ricord on the half-title of Vol. 1: “à mon excellent, savant et illustrissime ami Dr. Ricord Souvenir affectueux Grisolle.” \$450

Fifth edition, revised and expanded, of Grisolle’s “highly regarded” (Szabo, p. 20) textbook of pathology; first published in 1844, it went through eight editions in his lifetime. J. Szabo, *Incurable and Intolerable: Chronic Disease and Slow Death in Nineteenth-Century France*, pp. 20-21. 50757

32. Guéneau de Mussy, Noël (1813-85). *Traité de l’angine glanduleuse et observations sur l’action des eaux-bonnes dans cette affection, précédés de considérations sur les diathèses*. xl, 269pp. Plate. Paris: Victor Masson, 1857. 215 x 133 mm. 19th-century quarter morocco, marbled boards, slight wear. Occasional foxing, minor toning but very good.




Presentation Copy, inscribed to Ricord on the half-title: “a mon bien aimé maître N. Guéneau de Mussy.” \$750

First Edition. Guéneau de Mussy’s treatise focuses on diseases featuring chronic inflammation of the larynx and pharynx. The plate illustrates what Guéneau de Mussy called “glandulous angina,” characterized by ulcerations on the palate, uvula, pharynx and larynx. He recommended sulfur water as a treatment. 50748

Inscribed to Ricord, With a Letter from the Author

33. Guérineau, Joseph-Desiré. *Du diagnostic des maladies des yeux à l’aide de*

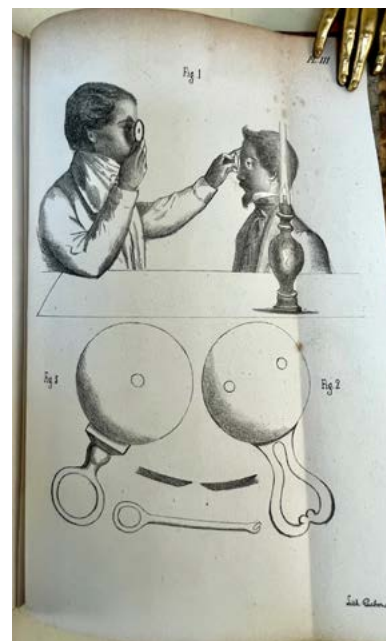
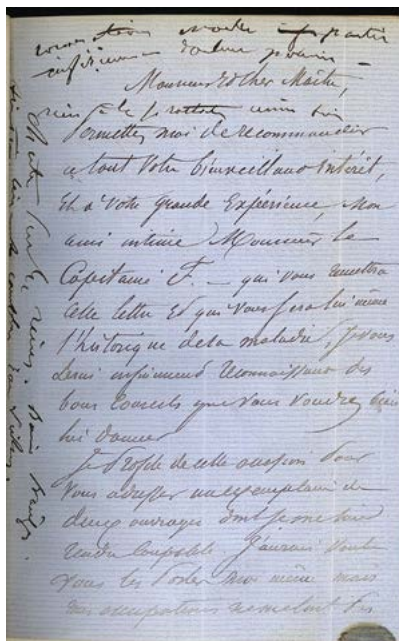


l’ophthalmoscope et de leur traitement. xxx, 544pp. 7 plates. Paris: P. Asselin, 1860. 215 x 132 mm. 19th-century quarter morocco, marbled boards, spine rubbed, front hinge cracking. Plates a bit foxed, minor toning but very good. *Presentation Copy*, inscribed to Ricord on the half-title: “à Monsieur le Docteur Ricord hommage de profond respect de son tout dévoué élève Guérineau.” Autograph letter signed (bifolium; 2pp., undated) from Guérineau to Ricord bound in; Ricord’s illegible notes on the first page of the letter. \$950

First Edition. Guérineau’s letter reads in part: “Monsieur et cher Maître, Permettez-moi de recommander à tout votre bienveillant intérêt, et à votre grande expérience, mon ami intime Monsieur le Capitaine F.— qui vous remettra cette lettre et qui vous fera lui-même l’historique de sa maladie, je vous serai infiniment reconnaissant des bons conseils que vous voulez bien lui donner.”

“Je profite de cette occasion pour vous adresser un exemplaire de deux ouvrages dont je me suis rendu coupable. J’aurais voulu vous les porter moi-même mais des occupations ne me l’ont pas permis jusqu’à ici . . .

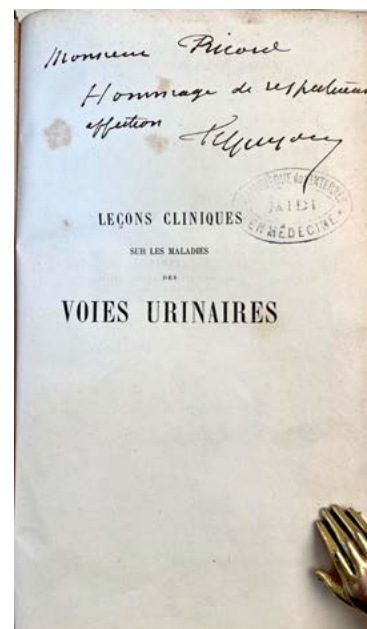
[Sir and dear Master, Allow me to recommend to all your benevolent interest, and to your great experience, my intimate friend Captain F.— who will give you this letter and who will give you the history of his illness himself, I will be infinitely grateful to you for the good advice you are kind enough to give him. I take this opportunity to send you a copy of two works of which I am guilty. I would have liked to bring them to you myself but my occupations have not allowed it so far. . .]. 50745




Inscribed by Guyon to Ricord

34. Guyon, Jean C. F. (1831-1920). *Leçons cliniques sur les maladies des voies urinaires*. [4], xvi, 998pp. Text illustrations. Paris: J.-B. Baillière et fils, 1881. 220 x 140 mm. 19th-century quarter morocco, marbled boards, some wear at spine, rear free endpaper coming loose. Very good. *Presentation Copy*, inscribed on the half-title: “Monsieur Ricord Hommage de respectueux affection J Guyon.” Stamp of the Hôpital du Midi library on the half-title, title and one or two other leaves. \$1250




First Edition. Guyon, professor of genitourinary surgery at the University of Paris, was the outstanding French urologist of his day, an operator of great skill and a brilliant lithotomist. Garrison-Morton.com 4177. 50762





35. Hahn, Henri [Heinrich] (1800-1882). De la méningite tuberculeuse étudiée au point de vue clinique. [4], 246pp. Paris: Victor Masson, 1853. 214 x 132 mm. 19th-century quarter morocco, marbled boards, light wear to spine. Minor foxing but very good. \$500

First Edition. Hahn developed a method for treating tuberculous meningitis. 50747

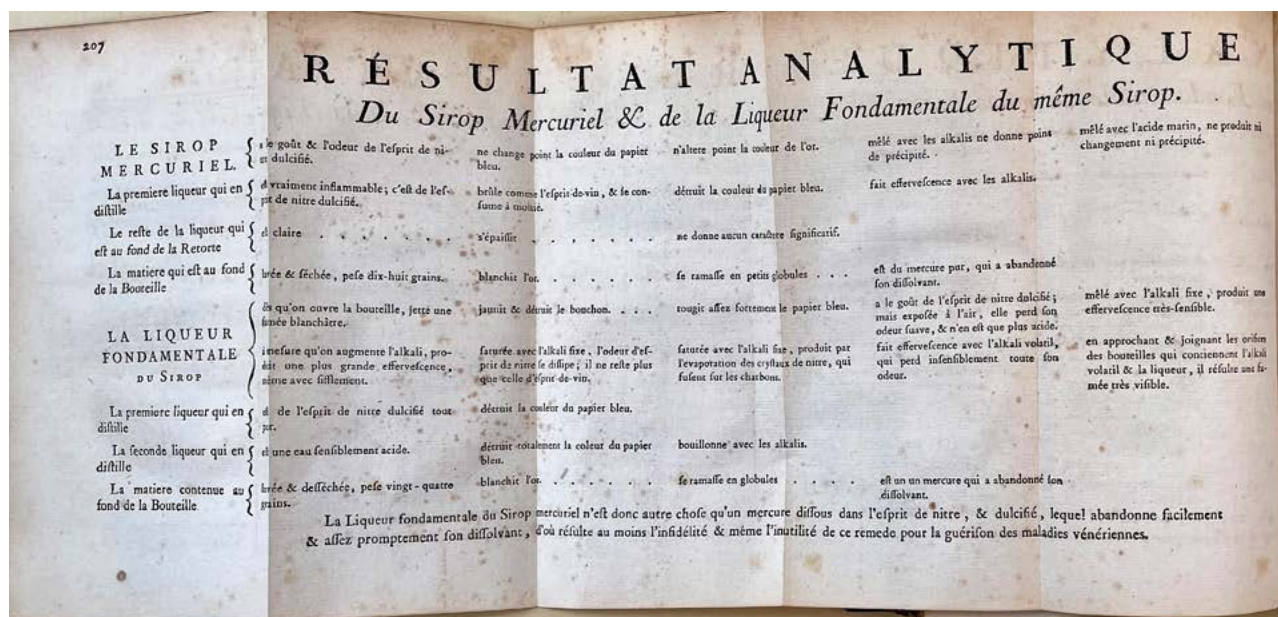



36. Herpin, Théodore (1799-1865). Des accès incomplets d'épilepsie. xiv, 207pp. Paris: J. B. Baillière et fils, 1867. [Bound with:] **Leroy d'Étiolles, Raoul** (1823-95). Des paralysies des membres inférieures ou paraplégies: Recherches sur leur nature, leur forme et leur traitement. Première partie [all published]. iv, 325, [1]pp. Paris: Victor Masson, 1856. *Presentation Copy*, inscribed in pencil to Ricord on the title: "A mon excellent maître Mr le Docteur Ricord hommage de haute considération son affectionné Dr. Raoul Leroy d'Étiolles." [Bound with:] **Charpentier, Alphonse** (1836-99). Contributions à l'histoire des paralysies puerpérales. [4], 223pp. Paris: Adrien Delahaye, 1872. Together 3 works in 1. 213 x 133 mm. 19th-century quarter morocco, marbled boards, light wear to spine. Minor toning but very good. \$1250

First Editions of all three works. Leroy d'Étiolle's work on paraplegia is extremely rare, with only one copy (BM Lyon) cited in OCLC. Charpentier's treatise discusses maternal postpartum paralysis, a condition caused by injury to the pelvic nerves during delivery. 50777


37. Horion, Charles (1830-99). Des rétentions d'urine ou pathologie spéciale des organes urinaires au point de vue de la rétention. xx, 364pp. Paris: Adrien Delahaye, 1863. 226 x 143 mm. 19th-century quarter morocco, marbled boards, spine worn. Very good. Stamp of the Hôpital Cochin on the title. \$375


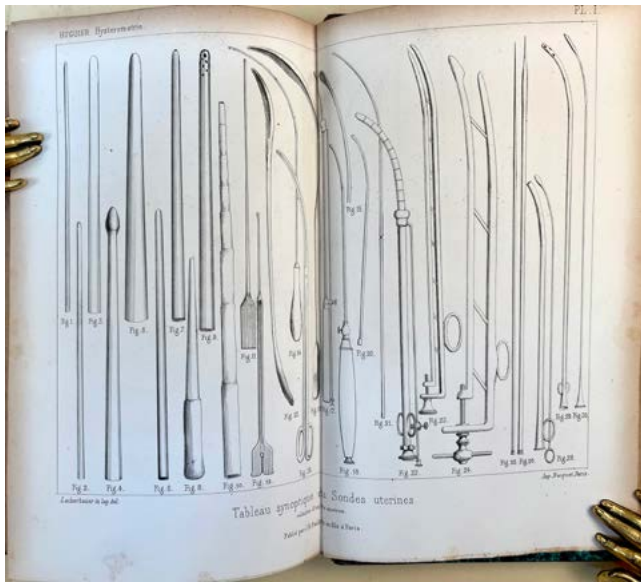
First Edition. Horion was a Belgian surgeon. The present work on urology was also published as his thesis under a slightly different title (Des rétentions d'urine ou pathologie spéciale des voies urinaires . . . [1863]). 50746



38. Horne, Jacques de. Exposition raisonnée des différentes méthodes d'administrer le mercure dans les maladies vénériennes, précédée de l'examen des préservatifs. xx, 402, [2, errata]pp. 4 folding tables. Paris: Monory, 1775. 202 x 127 mm. 19th century quarter calf gilt, spine rubbed, upper extremity chipped, hinges cracking. Minor foxing, tear in one folding table, but very good. Ricord's stamp on the title. \$1250

First Edition. Horne was "one of the most important specialists on venereal disease at the beginning of the reign of Louis XVI" (Quétel, *History of Syphilis*, p. 85). In the present work he recommended treating venereal disease with doses of mercuric chloride, a method introduced by van Swieten in 1754. 50803







39. Huguier, Pierre Charles (1804-73). De l'hystérométrie et du catheterisme utérin: De leurs applications au diagnostic et au traitement des maladies de l'utérus et de leur employ en obstétrique. viii, 372pp. 4 double-page plates. Paris: J.-B. Baillière et fils, 1865. 214 x 133 mm. 19th-century quarter morocco, marbled boards, spine a bit worn and faded. Light toning but very good. \$500

First Edition. Huguier invented a special uterine sound for probing and measuring the uterus through the cervix. He is also remembered for his pioneering work with genitourinary diseases such as lymphogranuloma venereum (see Garrison-Morton.com 5216) and uterine fibroma, formerly known as “Huguier’s disease.” 50758

Ricord’s Personal Copy of his Edition of John Hunter’s Work

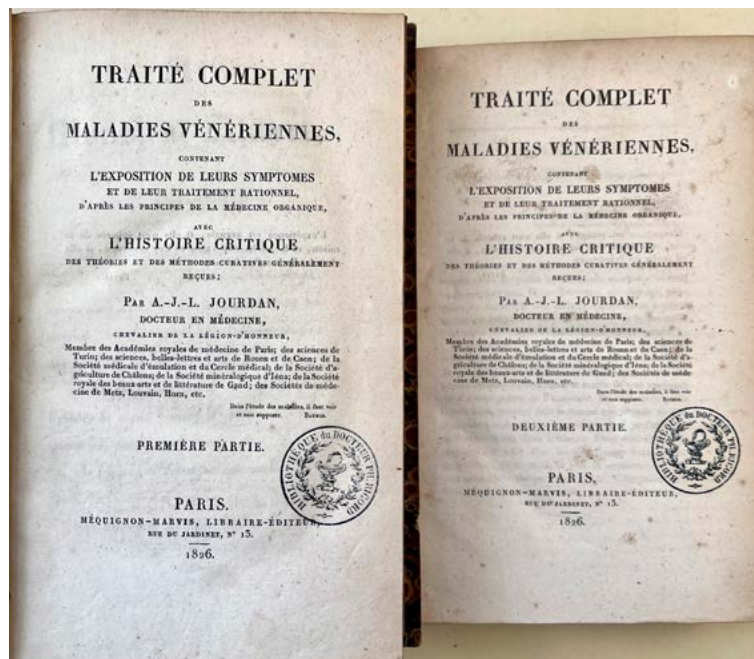

40. Hunter, John (1728-93). *Traité de la maladie vénérienne . . . traduit de l’anglais par le docteur G. Richelot, avec des notes et des additions par le docteur Ph. Ricord.* [4], iii, 812pp. 9 folding plates. Paris: J.-B. Baillière, 1852. 212 x 132 mm. 19th century quarter morocco, hinges rubbed, light edgewear. Minor foxing and toning but very good. Ricord’s copy, with his stamp on the title. \$1500



First Edition, Ricord’s Personal Copy of his annotated edition of the French translation of Hunter’s *Treatise on the Venereal Disease* (1786); second French-language edition overall. In his *Traité pratique des maladies vénériennes* (1838) Ricord had demonstrated that syphilis and gonorrhoea were separate diseases, thus putting an end to Hunter’s erroneous doctrine that the two were different manifestations of the same illness. Ricord’s edition of Hunter’s *Treatise* includes dozens of his own notes and observations on venereal disease. 50805




41. Jobert de Lamballe, Antoine-Joseph (1799-1867). *Traité des fistules vésico-utérines, vésico-utéro-vaginales, entéro-vaginales et recto-vaginales*. [6], xvi, 42pp. Text illustrations. Paris: J.-B. Baillière, 1852. 214 x 134 mm. 19th-century quarter morocco, marbled boards, gilt-ruled spine, spine a bit worn. Minor toning but very good. \$750

First Edition. “Before 1852, scattered successes in the repair of vesico-vaginal fistulae were by A. J. Jobert de Lamballe, Peter Mettauer, George Hayward, Joseph Pancoast and M. Gosset. This therapy changed in 1852 when J. Marion Sims reported his successes” (Ricci, p. 289. Ricci also notes that in 1833 Jobert de Lamballe “introduced the principle of expansion at both ends of the [vaginal] speculum with a fixed joint in the center,” a design that was modified the following year by Ricord. Ricci, *The Development of Gynecological Surgery and Instruments*, pp. 289, 298. 50764



42. Jourdan, Antoine J. L. (1788-1848). *Traité complet des maladies vénériennes, contenant l'exposition de leurs symptômes et de leur traitement rationnel*. . . 2 vols. viii, 430; [4], 431-919, iii pp. Paris: Méquignon-Marvis, 1826. 202 x 126 mm. 19th century quarter calf, gilt spines (rubbed), small marginal indentations on the covers of Vol. 2. Minor foxing and toning but very good. Ricord's stamp on the titles of both volumes. \$1500


First Edition. Jourdan was an adherent of Broussais's school of physiological medicine, which held that all diseases were caused by inflammation of the tissues; he therefore denied that venereal disease could be contagious. His *Traité complet* included a useful description of genital warts. Quétel, *History of Syphilis*, p. 109. Wallach & Tilles, *La dermatologie en France*, p. 200. 50806



43. La Berge, Louis de (1807-39); **Edouard Monneret** (1810-68); and **Louis Fleury** (1815-72). *Compendium de médecine pratique ou exposé analytique et raisonné des travaux contenus dans les principaux traités de pathologie interne*. 8 vols. Paris: Béchét jeune, 1836-46. 260 x 169 mm. Bound for Philippe Ricord in full gilt-ruled morocco with his initials (“Ph. R.”) on the front cover of each volume, cover of one volume detached, light wear, some hinges cracking, endpapers a bit spotted. Minor toning and dust-soiling, a few marginal dampstains, a few edges frayed, but very good. *Presentation Copy*, inscribed on the leaf following the title: “Clarissimus medico nec non amico dilectissimo Ph. Ricord, gratus auctor L Fleury.” \$1750

First Edition. 50744


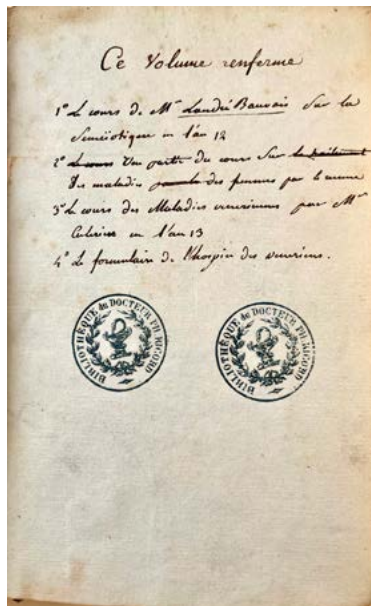

44. Labbé, Léon (1832-1916). *Leçons de clinique chirurgicale professées à l’Hôpital des cliniques . . . recueillies, rédigées et publiées par Emmanuel Bourdon . . . revues par le professeur*. vi, 742pp. Plate. Paris: V. Adrien Delehaye et Cie., 1876. 222 x 141 mm. 19th-century quarter morocco, marbled boards, spine a bit rubbed. Minor foxing and toning but very good. *Presentation Copy*, inscribed to Ricord on the title: “A mon illustre maître le Dr. Ricord hommage de respectueux dévouement L Labbé.” \$950



First Edition. Labbé was a surgeon at the Midi and several other Paris hospitals. His name is associated with Labbé’s triangle—the zone of the anterior abdominal wall corresponding to the anterior face of the undistended stomach—and Labbé’s operation for gastrostomy by incision of the chest wall along the lower edge of the last left rib. He and Guyon developed pre-anesthetic medication; see Garrison-Morton.com 5670. 50752


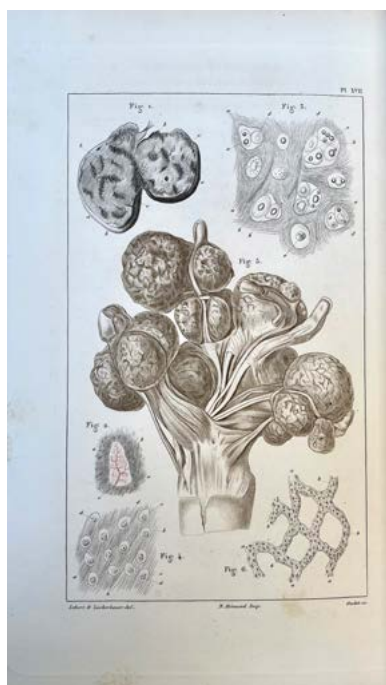
45. Labbé, Léon (1832-1916) and **Paul Coÿne** (1842-1913). *Traité des tumeurs bénignes du sein*. viii, 560pp. 2 chromolithographed plates; text illustrations. Paris: G. Masson, 1876. 216 x 132 mm. 19th-century quarter morocco, spine a bit worn and rubbed. Plates a bit foxed, light toning but very good, *Presentation Copy*, inscribed to Ricord on the title: "A mon illustre maître le Dr. Ricord hommage de respectueux dévouem[ent] L. Labbé" (inscription trimmed). Stamp of the Hôpital Cochin on the title and 2 or 3 other leaves. \$950

First Edition. Labbé and Coÿne's treatise on benign tumors of the breast studied the complete evolution of these tumors, giving more comprehensive results on their pathology than any other work of its time. 50760



Three Unpublished Manuscript Transcripts of Medical Lectures, Bound for Ricord

46. Landré-Beauvais, Augustin (1772-1840). (1) *Le cours de M. Landré Beauvais sur la seméi-otique en l'an 12*. Manuscript in an unidentified hand. N.p., 1803-4. 180pp. (2) **Landré-Beauvais**. *Une partie du cours sur les maladies des femmes par le même*. Manuscript in the same hand. N.p., n.d. 40pp. [With:] (3) **Cullerier, [Michel]** (1758-1827). *Cours de maladies vénériennes . . . commence le 21 ventose an 13*. Manuscript in the same hand. 153, [17]pp. Paris, 1805. *Title-leaf inscribed to Philippe Ricord*: "Post tenebras lux. A mon maître le Professeur Ricord témoignage de respect et d'attachement sincère G Battiere[?] Paris 14 avril 1859." [With:] (4) **[Cullerier.]** *Formulaire à l'usage de l'Hospice des Vénériens de Paris*. 49pp. N.p., n.d. [Paris, ca. 1804]. Together 4 works in 1 (3 manuscript, 1 printed). 190 x 125 mm. 19th century quarter calf, boards, vellum corners, paper label with title in ink on the front cover, spine detached, some rubbing and wear. Minor foxing but very good. \$6000



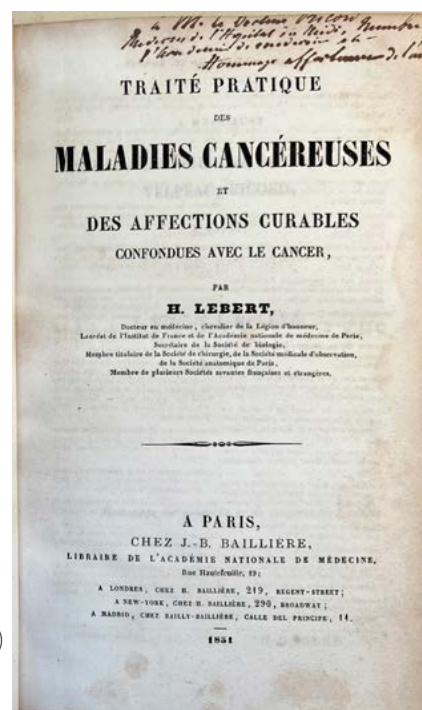
47. Lebert, H[ermann] (1813-78). Physiologie pathologique ou recherches cliniques, expérimentales et microscopiques sur l'inflammation, la tuberculisation, les tumeurs, la formation du cal, etc. 2 volumes plus atlas. [4], xii, 544; [4], 515pp. (text); 56pp. (atlas). 22 engraved plates. Paris: J.-B. Baillière, 1845. 214 x 132 mm. (text); 261 x 172 mm. (atlas). 19th-century quarter morocco, gilt spines, light wear, lower hinge of Vol. 2 cracking, small dents in the fore-edges of the text volumes. Minor foxing to the plates, some marginal toning but very good. \$1750

First Edition. Lebert was among the first to use the microscope in pathological anatomy, thus paving the way for the development of cellular pathology. He was one of the first to publish an atlas of pathological anatomy based on the cell theory, laying the groundwork for Virchow's discoveries. Garrison-Morton.com 543.1. 50768


48. Lebert, Hermann (1813-78). Traité pratique des maladies cancéreuses et des affections curables confondues avec le cancer. xxvi, 892pp. Paris: J.-B. Baillière [etc.], 1851. 213 x 131 mm. 19th century quarter morocco, marbled boards, hinges cracking, light edge wear. Minor foxing and toning but very good. *Presentation Copy*, inscribed to Ricord on the title: "à M. le Docteur Ricord Médecin de l'Hôpital du Midi, Membre de l'Académie de Médecine etc. Hommage affectueux de l'auteur" (inscription slightly trimmed).

\$2750

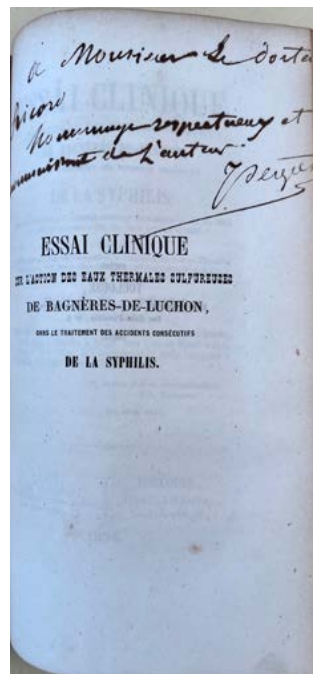
First Edition. Lebert was one of the foremost cancer researchers of the nineteenth century, and the *Traité pratique des maladies cancéreuses* was his principal work on the subject. Using the histological methods developed by Johannes Müller, Lebert studied cancer cells under high magnification in order to discover the specific elements distinguishing them from normal cells. He classified tumors as either homeomorphous (composed of elements analogous to those of the normal organism) or heteromorphous (composed of elements having no analogy in the



body). Lebert's treatise "described the characteristics of malignant cells, their variation of sizes, and note the commonly increased size of the nucleus compared to the cytoplasm (later known as the 'karyoplasmic ratio'). This is the first description of altered karyoplasmic ratios in cancer cells. Alteration of karyoplasmic ratios is a morphometric criterion still used today in diagnostics" (De las Heras and Schirmer, p. 8). "Lebert characterized the cancer cell itself as follows: "The pattern of the cancerous cell is that of a small regular sphere with an elliptical nucleus, placed eccentrically, occupying almost half or even more of the inside and enclosing one or several big nucleoli"" (Wolff, p. 109). Assuming that only tumors containing this type of cell could be considered cancers, Lebert excluded several types of tumors that had previously been classed as cancerous, calling these tumors "pseudocancer" and "cancroid." De las Heras & Schirmer, "The nuclear envelope and cancer: A diagnostic perspective and historical overview," in *Cancer Biology and the Nuclear Envelope* (2014), pp. 5-26). Garrison-Morton.com 6965. Wolff, *The Science of Cancerous Disease from Earliest Times to the Present* (1907; tr. 1989), 109-11. 50771

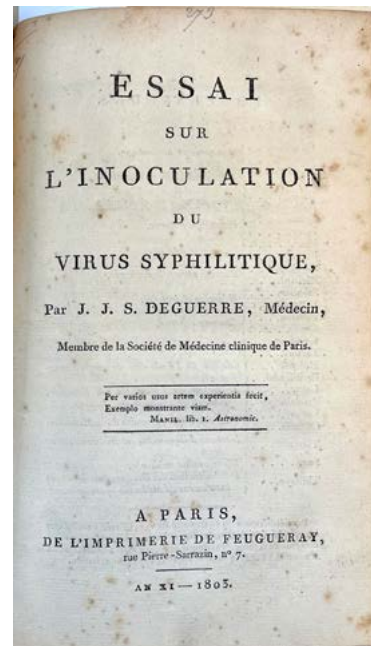


49. Lee, Henry (1817-98). *Leçons sur la syphilis. De l'inoculation syphilitique et de ses rapports avec la vaccination. Traduites de l'anglais par le Dr. Émile Baudot.* vii, 121pp. Paris: F. Savy, 1863. *Presentation Copy*, inscribed by the translator to Ricord on the half-title: "A Monsieur le Dr. Ricord hommage respectueux de son reconnaissance Dr. Emile Baudot." [Bound with:] **Payan, Pierre**

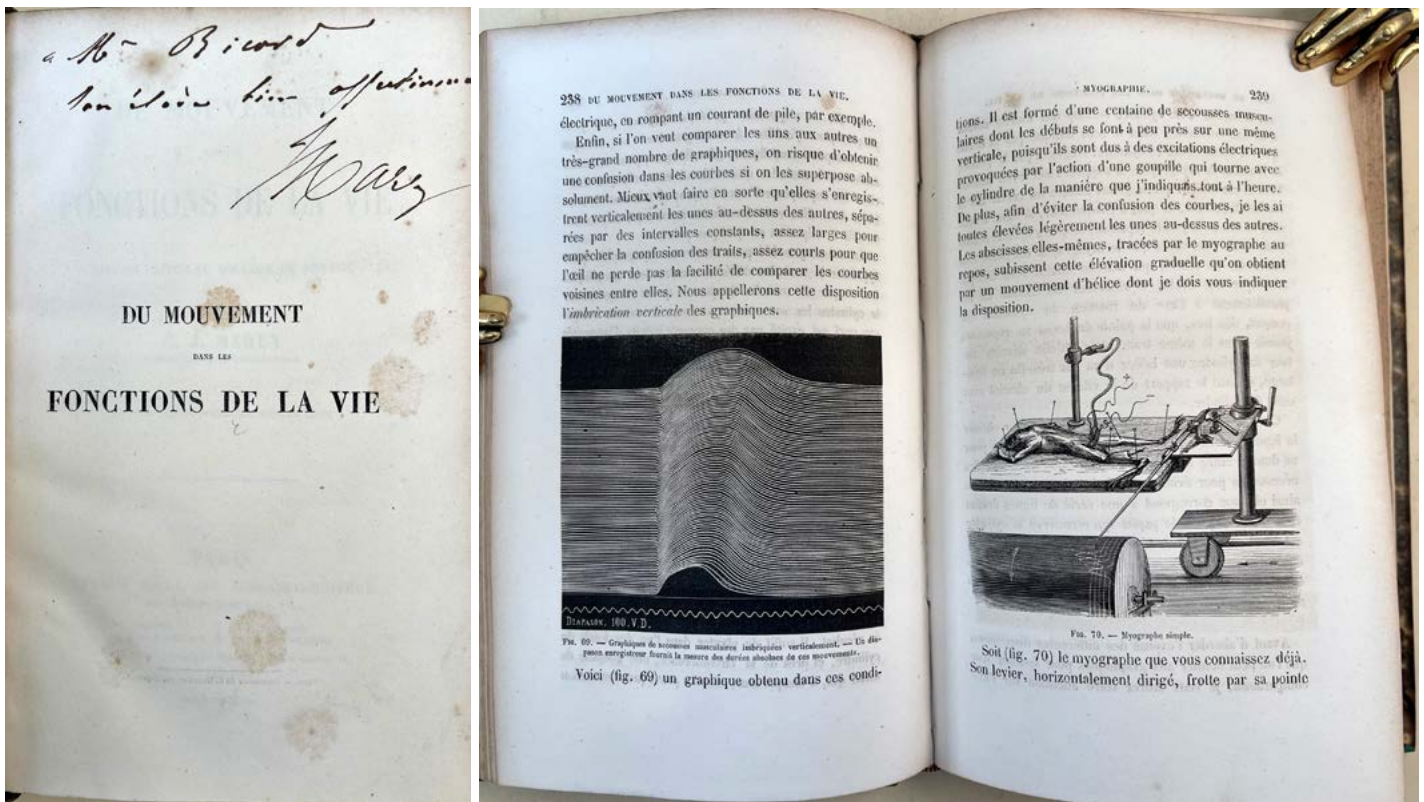


Scipion (1808-68). *Sur l'emploi de l'iodure de potassium dans le traitement des maladies syphilitiques.* 248pp. Paris: J.-B. Baillière, 1847. [Bound with:] **Pégot, Marc.** *Essai clinique sur l'action des eaux thermales sulfureuses de Bagnères-de-Luchon dans le traitement des accidents consécutifs de la syphilis.* 170pp. 2 plates, 3 folding tables. Paris: J.-B. Baillière; Toulouse: Gimet, 1854. *Presentation Copy*, inscribed to Ricord on the half-title: "A Monsieur le docteur Ricord hommage respectueux et reconnaissant de l'auteur Pégot." Together 3 works in 1. 215 x 128 mm. 19th-century quarter morocco, mottled boards, light wear. Minor toning, inscription in Pégot's work a bit trimmed, small holes in one of the plates in the same work but very good. \$1500

First Edition in French of Lee's work; **First Editions** of Payan's and Pégot's works. Lee was a professor of surgical pathology at St. George's Hospital



- c. **Doueil, J. F.** Dissertation sur le bubon pestilential. 39pp. Paris: Devilleneuve junior, 1803.
First Edition. Dissertation presented at the École de Médecine de Paris by a former army surgeon.
- d. **Cotton, César-Victor.** Dissertation sur les bubons siphilitiques ou vénériennes, considérés dans leur simplicité et dans leurs diverses complications. [4], 69, [2]pp. Paris: Imprimerie de Feugueray, 1802. Marginal notes possibly by Ricord on pp. 36-37.
First Edition. OCLC also cites a version with the imprint of Brochot père. Both versions are scarce, with OCLC citing only 6 copies of the print edition, all in European libraries.
- e. **Deguerre, J. J. S.** Essai sur l'inoculation syphilitique. 43pp. Paris: Imprimerie de Feugueray, 1803.
First Edition.
- f. **Mignard, Jacques.** Remarques sur les virus vénérien, scorbutique et gouteux. Nouvelle édition, revue, corrigée et augmentée. 48pp. Paris: Chez l'auteur, An 9 [1800-1801]. Marginal notes on the first three text pages.
 Later edition, first published in 1795.
- g. **Trappe, A.** Dissertation sur les excroissances et les pustules vénériennes, présentée et soutenue à l'École de Médecine de Paris . . . viii, 69pp. Paris: Chez Gabon et Cie., An X [1801-2].
First Edition.
- h. **[Tainturier].** Observation médicale, sur les suites très-extraordinaires d'une maladie vénérienne, traitée par le mercure. 38pp. Paris: Chez Blanchon, 1803.
First Edition. Rare, with no copies cited in OCLC.
- i. **Leblanc, R. F.** Dissertation sur les maladies vénériennes des enfans nouveaux-nés, et exposé des moyens curatifs. 48pp. Paris: Valade, 1803.
First Edition.

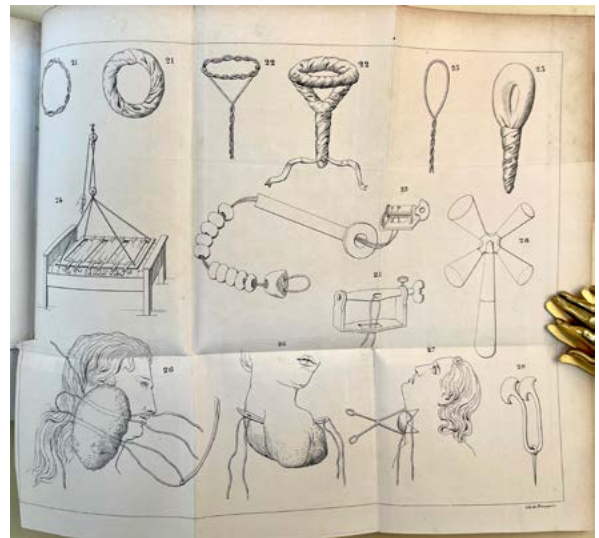



Inscribed by Marey to Ricord, his Former Teacher

53. Marey, Étienne Jules (1830-1904). *Du mouvement dans les fonctions de la vie: Leçons faites au Collège de France*. vii, 479pp. Text illustrations. Paris: Germer Baillière, 1868. 213 x 133 mm. 19th-century quarter morocco, spine a bit rubbed, one corner bumped. Very good. *Presentation Copy*, inscribed by Marey to Ricord on the half-title: "A Mr. Ricord son élève bien affectionné E Marey." \$2000


First Edition. Marey pioneered the use of graphical recording in the experimental sciences, using instruments (many of his own invention) to capture and display data impossible to observe with the senses alone, and to record the progression of such data over time. He began by applying graphical recording methods to problems in physiology, using machines to investigate the mechanics of the circulatory, respiratory and muscular systems. The present work, based on lectures given at the Collège de France, is one of Marey's last on graphical methods applied to physiology; after 1868 he began studying human and animal locomotion, inventing photographic methods of recording movement that led to the development of cinematography.

Du mouvement contains discussions of Marey's graphical methods both in general and as applied to muscle physiology. In the 1860s he developed an improved myograph that allowed him to analyze "the phases and speeds of voluntary striated muscle contractions and their variability according to species and conditions . . . In the process he demonstrated that muscular tremors produced sustained contraction, and his work led to research on muscle reflex in different pathological states such as epilepsy. These myographic studies were an important contribution to muscle thermodynamics" (Braun, *Picturing Time: The Work of Étienne-Jules Marey* (1830-1904), p. 24). 50776



54. Mayor, Mathias (1775-1847). La chirurgie simplifiée ou mémoires pour servir à la réforme et au perfectionnement de la médecine opératoire. 2 vols. viii, 600; [4], 608pp. 4 folding plates. Paris: Béchét Jne et Labé, 1841. 208 x 131 mm. 19th-century quarter calf, gilt spines, spines a bit rubbed and worn. Very good. *Presentation Copy*, inscribed to Ricord on the half-title of Vol. 1: "A Mr. le Dr. Ricord hommage de l'auteur." \$850

First Edition. Mayor was chief surgeon at the Canton Hospital of Lausanne, where he earned an international reputation for his skill. He was the uncle of Swiss-American geologist Louis Agassiz. 50784



55. Michon, Louis Marie (1803-66). Concours pour la chaire de médecine opératoire. Thèse sur la question suivante: Des opérations que nécessitent les fistules vaginales. 245pp. Paris: Rignoux, 1841. 209 x 123 mm. Quarter morocco gilt, marbled boards, spine detached (needs rebacking). Light foxing and toning but very good. *Presentation Copy*, inscribed to Philippe Ricord on the title: "à mon collègue et ami Ricord Michon." Stamp of the Hôpital Cochin on the title and one other page. \$450

First Edition. Michon, a French surgeon, is best known for his early treatise on tumors of synovial tissue, *Des tumeurs synovialis de la partie inférieure de l'avant-bras, de la face palmaire du poignet et de la main* (1851). 50765





56. Orfila, Matheiu J. B. (1787-1853). *Éléments de chimie*. 2 vols. x, [2], 669, [3]; xvi, 846, [2]pp. 12 plates. Paris: Labé, 1851. 215 x 131 mm. 19th-century quarter morocco, marbled boards, spines a bit worn and rubbed. Some toning but very good. *Presentation Copy*, inscribed to Philippe Ricord on the half-title of Vol. 1: “Au Dr. Ricord hommage de l’auteur.” \$375

Eighth edition, revised and augmented. Orfila founded the science of toxicology and was the leading medico-legal expert of his time; see Garrison-Morton.com 2072, 9508, 13191 and 9954. 50786

57. Panas, Photinos (1832-1903). *Leçons sur le strabisme, les paralysies oculaires, le nystagmus, le blépharospasme, etc.* . . . rédigées et publiées par G. Lorey. [4], 252, [2]pp., plus 8-page publisher’s catalogue. Text illustrations. Paris: Adrien Delahaye, 1873. 224 x 142 mm. (uncut and unopened). Original cloth, spine faded, light wear and chipping at extremities, minor spotting. Some foxing but very good. *Presentation Copy*, inscribed on the half-title: “à mon savant maître M. Ph. Ricord son tout dévoué F. Panas.” \$750






First Edition. Panas, the first professor of ophthalmology at the University of Paris, is best known for introducing an operation for congenital and paralytic ptosis (drooping of the upper eyelid; see Garrison-Morton.com 4572), as well as a surgical treatment for entropion (inward-folding eyelid). His 1894 textbook, *Traité des maladies des yeux*, was considered at the time to be the best French textbook on eye diseases. He was one of Ricord’s colleagues at the Hôpital du Midi. 50766



Three Exceptionally Rare Works by Profeta, Two by Fournier, Plus Three Other Works, Two Inscribed

58. Profeta, Giuseppe (1840-1911). *Sulla sifilide per allattamento studi*. 39pp. Florence: Tipografia della Murate, 1866. 228 x 152 mm. Bound with 7 offprints by Profeta and other authors, two with *presentation inscriptions to Ricord*, in 19th-century quarter morocco, gilt spine, handwritten paper label on the front cover, light wear. Light toning and spotting but very good. \$3750

Second edition, expanded, of Garrison-Morton.com 2390, the work announcing Profeta’s law: A non-syphilitic child born of syphilitic parents is immune. The second edition includes follow-up data published in later numbers of *Sperimentale*, the journal where Profeta’s paper was first published in 1865. Both the 1865 and 1866 offprints of Profeta’s paper are extremely rare, with only one copy of each cited in OCLC (Rovereto Civica, Italy). 50793



The remaining papers in this volume, two of which are inscribed to Ricord, are:

- a. **Peter, Michel** (1824-93). De la blennorrhagie dans ses rapports avec les diathèses rhumatismale, goutteuse, scrofuleuse et herpétique. Offprint from L'Union médicale, 3rd series. 39pp. Paris: P. Asselin, 1867. Presentation Copy, inscribed on the half-title: "à Mr. Ph. Ricord le savant maître hommage affectueux d'un disciple Dr. Peter."

First Edition.

- b. **Peter.** Des maladies virulentes compares chez l'homme et chez les animaux. 112pp. Paris: P. Asselin, 1863. Presentation Copy, inscribed on the half-title: "à Mr. Ph. Ricord le savant maître hommage affectueux d'un disciple Dr. Peter."

First Commercial Edition of Peter's medical dissertation published the same year.

- c. **Fournier, Alfred** (1832-1915). Note pour servir à l'histoire de rhumatisme urétral. Offprint from L'Union médicale. 11pp. Paris: Félix Malteste, 1866.

First Edition, Offprint Issue.

- d. **Fournier.** Deuxième note sur le rhumatisme urétral: De la non-existence d'une diathèse blennorrhagique. Offprint from L'Union médicale, 3rd series. 16pp. Paris: Félix Malteste, 1867.

First Edition, Offprint Issue.

- e. **Albertetti, Giacomo.** Nosografia del contagio venereo: Suo profilassi e cura. xxiv, 104pp. Milan: Tipografia Bernardoni, 1866.

First Edition. Scarce, with only two copies cited in OCLC (NLM and Strasbourg-Sante, France).

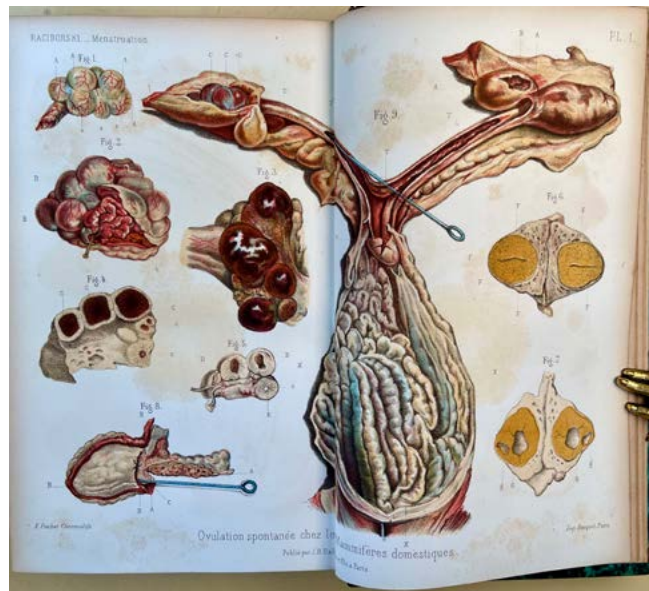
- f. **Profeta, Giuseppe** (1840-1911). Studi sulla origine della sifilide. 70pp. Florence: Giuseppe Mariani, 1866.

First Edition. Extremely rare, with only one copy cited in OCLC (Rovereto Civica, Italy).

- g. **Profeta.** Sulla sifilide costituzionale e sulla sua cura. 106pp. Milan: Giuseppe Bernardoni, 1866.

First Edition. Extremeley rare, with only one copy cited in OCLC (Rovereto Civica, Italy).







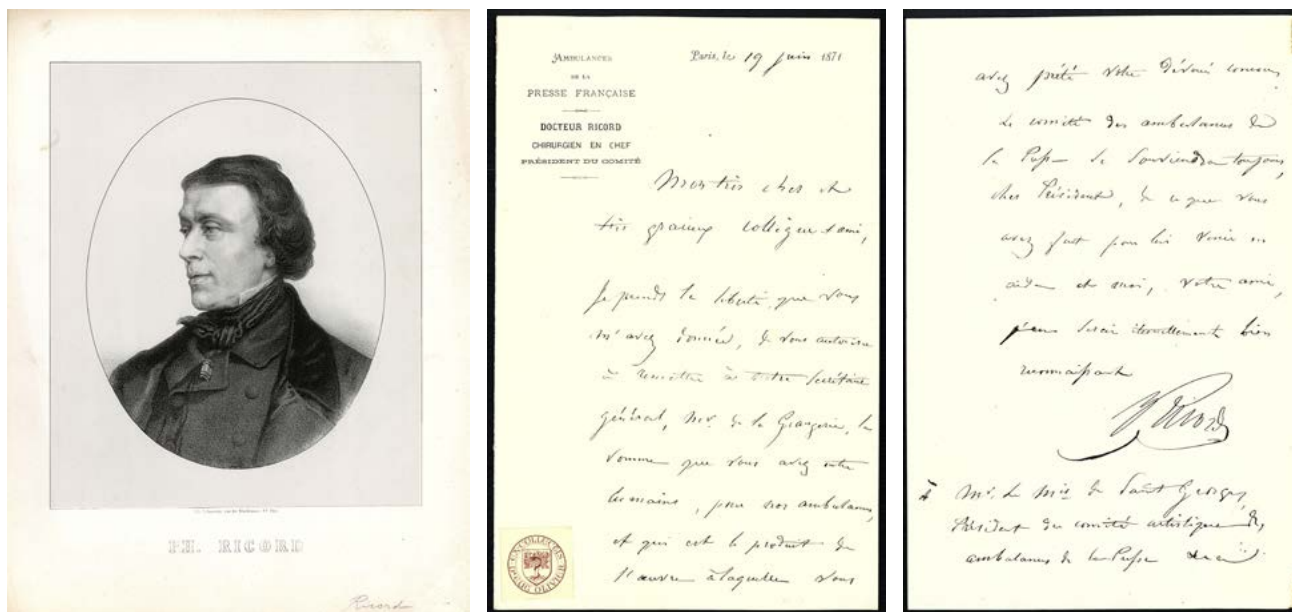
59. Raciborski, Adam (1809-71). *Traité de la menstruation: Ses rapports avec l'ovulation, la fécondation, l'hygiène de la puberté et de l'âge critique, son rôle dans les différentes maladies, ses troubles et leur traitement.* xxiv, 631pp. 2 double-page chromolithographed plates, folding table. Paris: J.-B. Baillière et fils, 1868. 218 x 137 mm. 19th-century quarter morocco, marbled boards, spine a bit worn and faded, one corner bumped, front free endpaper nearly detached. Minor toning and foxing but very good. \$750

First Edition. Raciborski, a Polish physician, emigrated to France in the 1830s, where he became a professor of medicine and head of the clinic at the Faculté de Médecine in Paris. During the 1840s he was one of several physicians responsible for establishing the relationship between ovulation and menstruation, and for linking the “ovular theory of menstruation” to the rhythm method of birth control. In the present work he hypothesized (among other things) that music could stimulate premature menstruation in teenage girls, and that the greater exposure to music among the elite was responsible for the earlier onset of menstruation in this class. Brodie, *Contraception and Abortion in Nineteenth-Century America*, pp. 80-81. Kennaway, *Bad Vibrations: The History of the Idea of Music as a Cause of Disease*, p. 78. 50785

60. Reybard, Jean François (1790-1863). *Traité pratique des rétrécissements du canal de l'urètre.* xxxi, 600pp. 2 plates. Paris: Labé, 1855. 219 x 133 mm. 19th-century half morocco, spine and corners a bit rubbed. Light toning but very good. *Presentation Copy*, inscribed to Ricord on the half-title: “a Mr. le Dr. Ricord hommage de l'auteur Reybard.” Stamp of the Hôpital Cochin on the half-title and one or two other leaves. \$500



First Edition of Reybard's treatise on the surgical treatment of urethral strictures. Reybard is best known for performing the first intestinal resection for cancer; see Garrison-Morton.com 3447. 50753




61. Ricord, Philippe (1800-1889). Lithographed portrait by an unidentified artist. Paris: Lith. Lelaumier, n.d. [ca. 1840]. 306 x 233 mm. Light soiling, one or two spots but very good. \$125
14488

62. Ricord, Philippe (1800-1889). Autograph letter signed to M. le Mis de Saint-Georges. Bifolium, on Ricord's "Ambulances de la Presse Française" letterhead. 2pp. Paris: 19 June 1871. 208 x 135 mm. Traces of former mounting, light soiling along folds but very good. Later owner's book label. \$375



After the Franco-Prussian War (1870-71), Ricord served as the head of the Ambulances de la Presse Française, a network of ambulances funded with money raised by the conservative press. In the present letter, sent to the head of the organization's comité artistique, Ricord authorizes a contribution: "Je prends la liberté, que vous m'avez donnée, de vous autoriser à remettre à notre secrétaire général, Mr. de la Grangerie, le somme que vous avez entre les mains, pour nos ambulances, et qui est le produit de l'oeuvre à laquelle vous avez prêté votre dévoué concours . . ." [I take the liberty, which you have given me, of authorizing you to remit to our Secretary General, Mr. de la Grangerie, the sum which you have in your hands, for our ambulances, and which is the product of the work to which you lent your devoted assistance. . .] 22250

63. Robert, Alphonse (1801-62). Des anévrysmes de la région sus-claviculaire. Thèse . . . 133, [3]pp. Folding plate. Paris: Germer Baillière, 1842. *Presentation Copy*, inscribed to Ricord on the title: "à M. Ricord souvenir affectueux de son collègue." [Bound with:] **Jalade-Lafond, Guillaume**. Memoir on a new kind of medicated pad truss, for the radical cure of hernia. x, 5-42pp. 6 plates. London: Baillière's Medical Library; Paris: At the author's residence, 1842. Together 2 works in 1. 209 x 129 mm. 19th-century quarter morocco, spotted boards, spine worn, hinges cracking. Minor foxing and toning but very good. \$750



First Edition. Robert, a French surgeon, is eponymously remembered for “Robert’s pelvis,” a pelvis that is narrowed transversely due to the almost entire absence of the alae of the sacrum. This copy of his medical thesis on aneurysms of the supraclavicular region, inscribed to Philippe Ricord, is bound with the nineteenth edition of Jalade-Lafond’s work describing his medicated truss for the treatment of hernia, first published in French in 1839. 50763

64. Robert, Melchior. *Traité des maladies vénériennes*, ouvrage théorique et pratique rédigé d’après les documents puisés dans les leçons et dans le service de M. Ricord . . . xvi, 502pp. Paris: Blosse, 1853. 209 x 134 mm. 19th century quarter morocco, gilt spine, light rubbing and edgewear. Minor toning but very good. *Presentation Copy*, inscribed on the half-title: “A Monr. Ricord hommage respectueux de son élève dévoué Melchior Robert.” Ricord’s stamp on the title. \$950

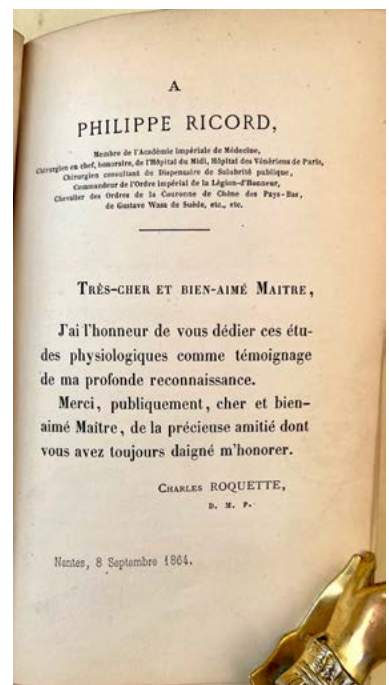
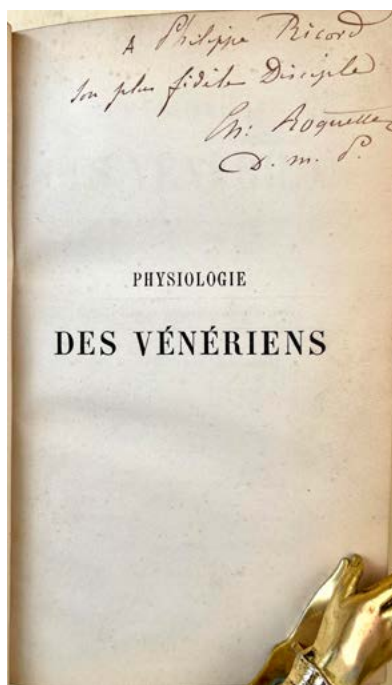


the belief that syphilis, chancroid and gonorrhea were the same disease. 50797

65. Robert, Melchior. *Nouveau traité des maladies vénériennes* d’après les documents puisés dans la clinique de M. Ricord et dans les services hospitaliers de Marseille suivi d’un appendix sur le syphilisation et la prophylaxie syphilitique et d’un formulaire spécial. ix, 788pp. Paris: J. B. Baillière et Fils, 1861. 215 x 130 mm. 19th-century quarter morocco, spine and hinges a bit worn and rubbed. Minor foxing but very good. *Presentation Copy*, inscribed to Ricord on the half-title: “à mon illustre maître et ami témoignage de reconnaissance et d’affection inalterable M. Robert.” \$950



First Edition. In his preface, Robert describes this work as not a second edition of his 1853 treatise, but rather a new work differing from the earlier *Traité* both in form and in doctrine. He accepts the fact that syphilis can be transmitted via its secondary form, but still maintains the unity of syphilis and chancroid, in opposition to Ricord and most other syphilologists. The *Nouveau traité* draws from Robert’s experiences both as an army surgeon during the Crimean and Italian wars and as surgeon-in-chief of the city hospitals in Marseilles. 50792



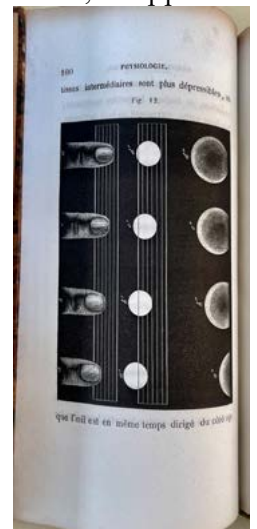


The Dedication Copy

66. Roquette, Charles O. J. Physiologie des vénériens exposé des phénomènes caractéristiques qui accompagnent et suivent les accidents vénériens. [4], 548pp. Paris: J. B. Baillière, 1865. 178 x 113 mm. 19th-century quarter morocco, marbled boards, spine a bit worn and rubbed. Light toning but very good. *Dedication Copy*, inscribed to the dedicatee on the half-title: “A Philippe Ricord son plus fidèle Disciple Ch. Roquette D.M.S.” Ricord’s stamp on the title. \$850


First Edition. Roquette, a former pupil of Ricord, dedicated this book to his erstwhile teacher. 50794

67. Serre d’Uzès, Henri Auguste (1802-70). Essai sur les phosphènes ou anneaux lumineux de la rétine considérés dans leurs rapports avec la physiologie et la pathologie de la vision. xx, 472pp.

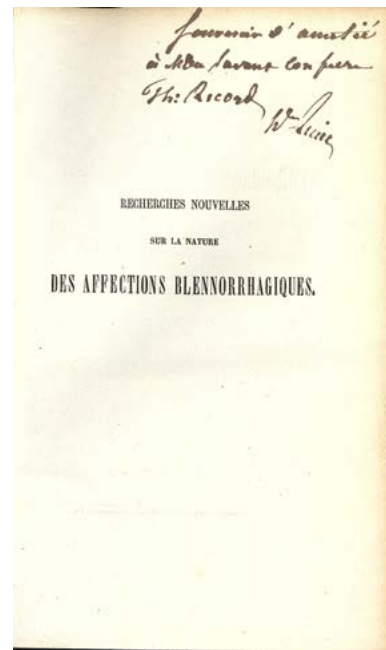

Text illustrations. Paris: Victor Masson, 1853. 19th-century quarter morocco, gilt spine, slight edgewear. Minor foxing and toning but very good. *Presentation Copy*, inscribed to Ricord on the half-title: “L’auteur à son illustre confrère M. le Dr. Ricord hommage de sa haute estime H Serres. \$850



First Edition. Serre d’Uzès was the first to use phosphenes—the phenomenon of seeing light without light entering the eye—to test retinal function prior to cataract surgery. Phosphenes can be induced by mechanical, electrical or magnetic stimulation of the retina, the most common being pressure phosphenes caused by applying pressure on or near the closed eyes; examples of these are illustrated on p. 100 of Serre’s treatise. 50782



No. 68 (left and center)




No. 69

68. Thiry, Jean-Hubert (1817-96). *Recherches nouvelles sur la nature des affections blennorrhagiques*. xxiii, 415pp. Brussels: Gustave Mayolez, 1864. 212 x 130 mm. 19th-century quarter morocco, marbled boards, light edgewear. Minor toning but very good. *Presentation Copy*, inscribed to Ricord on the half-title: "Hommage d'affection et de haute estime à M Ph. Ricord Dr. Thiry 186[...]" (last numeral of date trimmed). \$500

First Edition. Thiry, professor of surgical pathology at the University of Brussels, was the first in Belgium to advocate for the views of Ricord on venereal diseases, and the first in that country to teach the subject in a medical school. He helped to reform the treatment of venereal diseases in Belgium. 50791

69. Thiry, Jean-Hubert (1817-96). *Recherches nouvelles sur la nature des affections blennorrhagiques*. xxiii, 415pp. Brussels: Gustave Mayolez, 1864. 214 x 131 mm. 19th-century quarter morocco, marbled boards, spine a bit rubbed. Minor toning but very good. *Presentation Copy*, inscribed to Ricord on the half-title: "Souvenir d'amitié à mon savant confrère Ph. Ricord Dr. Thiry." \$500

First Edition. 50790

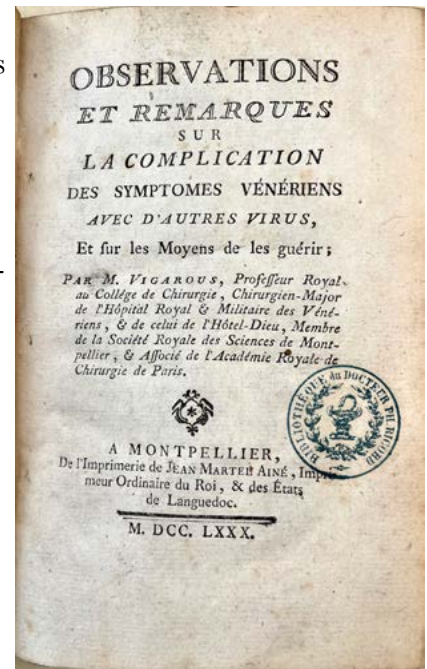


70. Vallez, Prosper Joseph (1811-94). *Traité théorique et pratique de médecine oculaire*. [4], v, 592pp. Brussels: Janssens-Deffossé, 1853. 219 x 137 mm. 19th-century quarter morocco, marbled boards, spine a bit dulled. Very good. *Presentation Copy*, inscribed to Philippe Ricord on the half-title: "A Monsieur le Docteur Ricord à Paris Hommage respectueux de l'auteur Dr. Vallez Bruxelles 12.6.56." \$500

First Edition. Vallez was professor of general ophthalmic surgery at the University of Brussels. 50783

71. Vigarous, Barthélemy (1725-90). Observations et remarques sur la complication des symptômes vénériens avec d'autres virus, et sur les moyens de les guérir. 176, [8]pp. Montpellier: Jean Martel ainé, 1780. 185 x 121 mm. 19th century quarter calf gilt, marbled boards, hinges rubbed, light wear. Light toning but very good. Philippe Ricord's stamp on the title. \$950

First Edition. Vigarous was surgeon-in-chief at Montpellier's Hôpital Royal et Militaire. Founded in 1731, it was the first military hospital in France devoted to the treatment of venereal diseases. 50795



Addendum

72. Mireur, Hippolyte (1841-1914). La syphilis et la prostitution dans leurs rapports avec l'hygiène, la morale et la loi.[4], 475pp. 231 x 150 mm. 19th-century quarter morocco, marbled boards, spine rubbed, light edgewear. Very good. Paris: G. Masson, 1875. Inscribed on half-title, "A mon illustre Maître Monsieur le professeur Ricord Hommage respectueux Marseille 10 Novembre 1874 Dr. H. Mireur." \$500

First Commercial Edition. OCLC cites one copy (Paris-Upcite Biusantemedec) dated 1874 with 470 pages, which may have been a preprint. 50801

