

YALE MEDICAL LIBRARY

*The Formation and Growth of its Historical Library*

YALE MEDICAL LIBRARY

*The Formation and Growth of its Historical Library*

by

JOHN F. FULTON

*Sterling Professor of the History of Medicine*

FREDERICK G. KILGOUR

*Librarian*

MADELINE E. STANTON

*Librarian of Historical Collections*

NEW HAVEN, CONNECTICUT

*For the Associates of the Yale Medical Library*

1962



IN APRIL 1959 Dr. Fulton was approached by Dr. Albert Bettex, editor of *Librarium*, the new periodical of the Swiss Society of Bibliophiles, to submit an article on the Yale Medical Library to appear in the August issue devoted to "Medicine and Bibliophilism." Although the time was short and there were several other prior commitments to be met, the pleasant persuasiveness of Dr. Bettex led Dr. Fulton to comply with the request, and with some help from two of his colleagues he put together a brief history of the Medical Library and in particular the Historical Library. He asked that if possible the article appear in French rather than German in the bilingual *Librarium*. This, however, proved impossible, and it was translated into German, appearing in most attractive form and in association with various other articles on physicians and their libraries, in particular a brief account by Erica Campanella-Sigerist on her father and his library.

Regret has been several times expressed that the article was not in English. Because it summarizes briefly the history of the Library especially during the last two decades when Dr. Fulton played a dominant rôle and as it represents his last published statement about the Historical Library the question of its publication in this country was raised at the annual meeting of the Trustees of the Associates of the Yale Medical Library on 21 April 1961. The idea was enthusiastically endorsed, and Dr. Leona Baumgartner generously offered to meet half the printing costs; the University Librarian, Mr. James T. Babb, then promised the other half from Library funds.

This little booklet is therefore issued under the auspices of the Associates of the Yale Medical Library and is sent to the members in tribute to one of the founders and in appreciation of the support they have given to the organization, in many instances from its establishment in 1948.

M.S.

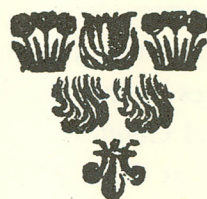

Kind permission to republish this article has been given by Dr. Bettex. It appeared under the title "Die Medizinische Bibliothek der Universität Yale" in *Librarium: Zeitschrift der Schweizerischen Bibliophilen Gesellschaft; Revue de la Société Suisse des Bibliophiles*, 1959, 2. Jahrgang, Heft II, pp. 87-102.

## I. *Early Medical Collections at Yale*

AMONG the founding fathers of the Collegiate School (1701), later to be known as Yale College, there were a number of Congregational clergymen and in due course cleric physicians who made gifts of books to the original School library. In 1714 Elihu Yale (1649–1723) also made a gift of some 40 books (including the first two medical volumes to come to the library), through Jeremiah Dummer, London agent of the Connecticut Colony; and Cotton Mather, on learning of the philanthropic tendencies of the ex-Governor of Madras, suggested that if additional contributions were forthcoming, the Collegiate Institution might be persuaded to take his name which then would become “more enduring than the pyramids.” Rising to the bait thus sanctimoniously set for him, Yale in June 1718 made a further gift of books and a portrait of George I by Godfrey Kneller, also three bales of goods which at auction sold for £562.12.0, and the Collegiate Institution promptly became Yale College. Five years later the eighteenth-century barber-surgeon-turned-physician, Daniel Turner, donated a certain number of medical volumes to Yale at the time he received the honorary M.D. (1723) which he had suggested the institution bestow upon him.

All these early volumes were listed by Thomas Clap, fifth Rector of the College, in *A Catalogue of the Library of Yale-College in New-Haven* published at New London in the Connecticut Colony, in the year 1743 (Fig. 1). Most of the volumes grouped in this early printed record are still to be found in the University Library, arranged according to their respective shelf-marks exactly as they were in 1742. Among these volumes one finds the works of medical writers of antiquity such as Hippocrates, Aristotle, Celsus, and Galen; also in the seventeenth century the writings of important physicians and physiologists, e.g. Santorio of Capo d’Istria, William Harvey, Jean Riolan, Francis Glisson,

A  
Catalogue  
OF THE  
LIBRARY  
OF  
Yale=College  
IN  
NEW-HAVEN.



---

LONDON,  
Printed by T. Green, 1743.

Fig. 1. Title-page of catalogue of the early books given to Yale College prepared by Thomas Clap.

Lorenzo Bellini, Thomas Willis, and the great English clinician Thomas Sydenham (Fig. 2). Significantly, there were also works on witchcraft like those of Joseph Glanvill and John Hutchinson. Many scientific writers are encountered: e.g. Robert Boyle, Isaac Newton, and Stephen Hales, and there was a good representation of Rector Clap's special fields of scientific interest: namely, mathematics, astronomy, and Newtonian physics. For this period it is a surprisingly complete and up-to-date collection, especially for a school that did not actually profess to teach medicine.<sup>1</sup>

Over the years many additions were made to the holdings in 'Anatomy, Physick, and Chyrurgery,' and shortly after the founding of the Medical Institution of Yale College in 1810 a separate library was established there. Throughout the next half century this library grew to about a thousand volumes, and its manuscript catalogue of 1865<sup>2</sup> lists important classics of medicine now difficult to obtain. At about this time most, if not all, of the medical books were moved to the shelves of the Yale College Library. In 1880 they were made a permanent part of that Library and the collection prospered in the ensuing decades. At the beginning of the twentieth century one again finds a small collection of texts housed at the Medical School, but it was not until 1917 that another formal library was started there. In 1923 special provision was made for a larger working library in the new Sterling Hall of Medicine, but space needed for current periodicals and texts continued to increase at such a rapid pace that in the 1930's more extensive premises became imperative.

<sup>1</sup> The fourth man to graduate from the Collegiate School, Phineas Fisk (1682–1738) of the class of 1704, son of a physician, was the first Yale graduate to qualify in medicine and in 1706 became the third Tutor to be appointed by the School and the earliest capable of giving instruction in medicine.

<sup>2</sup> See Kilgour, F. G. *The Library of the Medical Institution of Yale College and its Catalogue of 1865*. [New Haven, Conn.] Printed for the Yale Medical Library at the Carl Purington Rollins Printing-Office of the Yale University Press, 1960. 74 pp.



12 ANATOMY, PHYSICK & CHYRURGERY,

Agrippæ Philosophiæ Occulta, ———	11	5	24
Iamblichi de Vitâ Pythagoricâ, ———	14	4	30
Digbeï Inſtitutiones Peſſipitaticæ, ———	19	6	4
Plutarchi Moralia, 3 4 In Eng. 3 7 1 to 5 & 9 8 16 to 30			
Epiſtetus et Porphorius, ———	1	6	1
et Cebes, ———	2	5	21
Maximi Tyrii Diſſertationes, ———	2	6	7
Luciani } Folio, ———	3	1	9
Philoftratorum } ———	3	1	10
Stobæi } Opera, ———	2	1	7
Plotini } ———	2	1	11
Valerii maximi } ———	3	6	24
Antoninus, 3 4 12 & 13 3 5			

ANATOMY, PHYSICK  
and CHYRURGERY.

Cowper's Anatomy, ———	15	1	4
Diemerbroeck's Opera Anatomica } et medica, Folio, ———	1	3	17
Cellus de medicina, 2 Volums Duodecimo, ———	15	29	30
Hippocratis Opera, Folio, ———	2	2	10
Bagliui Opera medico practica, Quarto, ———	3	4	1
Williſi Opera, Quarto, 3 4 13 & 10 4 4			
Friendii Opera, Folio, ———	6	1	5
Cheyne on Health, ———	6	5	9
English malady, ———	6	5	14
Harris Diſſertationes medicæ, ———	6	5	10
Fuller's medicines, ———	6	5	11
Arbuthnot of Aliments, ———	6	5	12
Dions Chyrurgery, ———	6	5	13
Turner's Art of Chyrurgery, 2 Vol. 2 Dupl. 6 5 3 106 Of the Venereal Diſeaſe, ———	6	5	8
Gibſon's Anatomy, ———	6	5	15
Drake's Anatomy, 2 Volums, ———	6	5	17
Quaiſer's Diſpenſatory, ———	6	5	18
Sydenh.			

PNEUMATOLOGI. 13

Sydenham's Opera, ———	6	5	19
Morton's Opera Medica, ———	6	5	20
Wifeham's Chyrurgery, 2 Volums, ———	6	5	21 22
Robiſon of the Animal Oeconomy, ———	6	5	23
Shaw's Practice of Phyſick, 2 Volums, ———	6	5	24 25
Harris de Morbis Infantium, ———	6	5	26
Sanctorii medicina Statica, ———	6	5	27
Laurentii Bellini Opera, 2 Volums, ———	6	5	30 31
Salmon Praxis medendi, ———	8	3	7
Allen Synopſis medicinz, ———	8	3	9
Hart on Diet, ———	10	3	1
Van-Helmont's Works, ———	10	3	2
Benet's Medicina, ———	10	3	15
Rioli's Opera, ———	10	3	15
Galen's Opera, ———	12	1	1
Mayerii Opera medica, ———	12	1	3
Collins's Anatomy, 2 Volums, ———	12	1	9 10
Sennetti medica, ———	12	1	4
Blancardi Lexicon medicum, ———	12	6	11
Harveï Anatomiz, 2 Dupl. ———	18	5	11 12
White of Fevers, ———	14	4	1
Furcel of Hysterick Fits, ———	14	4	2
Faxton on moſt Diſeaſes, ———	14	4	3
Modern Quack, ———	14	4	4
Atkins on Chyrurgical Subjects, ———	14	4	5
Bettus de Naturâ Sanguinis, ———	14	4	6
Glyſonii de Anatomia Hepatis, de Racitide, ———	14	4	7
Medela medicina, ———	14	4	9
Turner's Caſe of Chyrurgery, ———	14	4	10
Sydenham de Febribus, ———	14	4	11
Mead of Poiſons, ———	8	5	23
Compleat Hiſtory of Drugs ———	14	6	23

PNEUMATOLOGI.

Dr Watts on the Soul and the Will, p 7 11			
Mori Immortalitas Animæ, pag. 273. 1 2 12			
C			Glavil

Fig. 2. Pages 12 and 13 of the Library Catalogue showing the books in "Anatomy, Physick and Chyrurgery."

## II. A Trinitarian Plan

AS EARLY AS 1934 Dr. Harvey Cushing, a Yale College graduate of 1891 who had returned to Yale after his retirement from Harvard, began to consider the possibility of leaving his library to the University. This collection of some 10,000 volumes bearing on the history of medicine was especially rich in early anatomical and surgical texts. He also suggested to some of his friends that they might wish to join in his projected scheme, notably John F. Fulton, his young colleague in the Laboratory of Physi-

ology, and his old friend Dr. Arnold C. Klebs, then living at Nyon on the shores of Lake Geneva. His tentative ideas were received with apparent enthusiasm, and he therefore made it known to Yale authorities that he would bequeath his books to the University as the basis of a library of the history of medicine and science if a suitable building were erected to receive them and other donations. Funds were appropriated for such a building a few months prior to his death. Some time earlier an architect had been appointed to draft plans which took into consideration Dr. Cushing's stipulation that old books should be made as accessible as new books. The architect, Mr. Grosvenor Atterbury (a friend and Yale classmate), skilfully solved the problem by planning a Y-shaped structure. Thus it came about that the Yale Medical Library was divided geographically into a research and antiquarian section known as the 'Historical Library' and a section of modern books and periodicals originally referred to as the 'General Medical Library,' a term since dropped to avoid administrative schizophrenia. Ground was broken for the new building in October 1939, a month after World War II began, and the Library was formally dedicated on 15 June 1941 (Fig. 3).

Within the year some 23,000 volumes of medical periodicals in the University Library were transferred to the Yale Medical Library, and in 1950 the medical books followed. This latter group still contained the volumes which had been in the first medical library as well as about 25,000 other titles, many of which are rare and important works.

### *III. The Historical Library 1939-1959*

AT THE OUTSET, the Cushing and Fulton collections formed the backbone of the Historical Library, with the Klebs books arriving only after the end of the War (December 1946), Dr. Klebs having died in 1943.<sup>3</sup>

<sup>3</sup> Hereafter the donors of these three collections may on occasion be referred to as H.C., A.C.K., and J.F.F.



*Fig. 3.* The main room of the Historical Library showing the portrait of Vesalius above the fireplace.

1. *Cushing Collection*.<sup>4</sup> In the Cushing bequest the writings by and about Andreas Vesalius (1514–1564) represented one of Dr. Cushing's most cherished possessions. At the time of his death he had largely finished his *Bio-bibliography* of Vesalius,<sup>5</sup> and this was completed and published, as he had hoped, in the anniversary year of the appearance of *De humani corporis fabrica* (1543). Along with this collection went the works of the plagiarists of Vesalius and also of the great anatomists from the fifteenth to the nineteenth centuries. The first and most flagrant of the plagiarists was Jobst de Necker whose German translation of Vesalius' *Tabulae sex* issued at Augsburg in 1539 is almost as great a rarity as the original publication. Then came Ryff, Dryander, Estienne, Tagault, &c. The earliest anatomists whose principal publications H.C. had been able to obtain include Mondino dei Luzzi, Jacopo Berengario, Hieronymus Brunschwig, Realdo Colombo, Johann Dryander, Peter Lowe, André Du Laurens, Thomas Vicary, Juan Valverde, and many others. In several instances there were fine black-letter editions which have a particular appeal for any bibliophile.

Additions to the Vesalius collection continue to be made, the most important of which is the letter written by Vesalius to the Prince of Orange about the state of his wife's health (Fig. 4). To the best of our knowledge this is the only letter in French known to Vesalian scholars.<sup>6</sup>

The works of Michael Servetus, Vesalius' fellow-prosector at Paris in the school of Günther von Andernach, are well represented. His bibliography is not long, but several of the individual items are excessively rare, and some of them are known in only a few copies. The *Christianismi restitutio* (1553), interesting to

<sup>4</sup> *The Harvey Cushing collection of books and manuscripts* was issued in 1943 (New York, Schuman's) and gave a short-title listing of the major part of H.C.'s bequest to Yale. It is hoped that one volume containing a list of the three major donations and subsequent acquisitions will eventually appear.

<sup>5</sup> Cushing, Harvey. *A bio-bibliography of Andreas Vesalius*. New York, Schuman's, 1943. 4to. xxxviii, 229 pp.

<sup>6</sup> See *Journal of the History of Medicine*, October 1953, vol. 8, p. 448.

Monsieur samedi passé est party deicy en des secretaires  
de vostre Excellence avecq une mième lettre escripte  
à maistre Artendant de disques de la maladie  
de Madame . et auherant a porte une autre avecq  
un escripte a vostre Excellence par commandement  
de Madame pour solliciter vostre service . et par  
tant Monsieur que se pense que mesd<sup>s</sup> ont recu  
les dits lettres icy mesd<sup>s</sup> attendra plus long  
temps que les affaires de puis le partem<sup>t</sup>  
ment de des secretaires font par clausure . tout  
désir les curas de la mième sans esparilles .  
que sans faulte que se pense que mesd<sup>s</sup> attendra  
en temps de robbre et recorre Madame de sa  
presence . la quelle est sans la fièvre etime  
fort atteinte d'une grande & necessaire mes  
langue . dont mesd<sup>s</sup> attendra plus ample  
ment que il sera icy . la quelle de la respere  
que v<sup>s</sup> tel et de l'est . auherant se me recorde  
mande tres humblement de sa bonne grace  
de Brada le xv de Mars .

Andreas Vesalius

De vostre Excellence tres  
secretaire Art. J. J.

Fig. 4. Letter of Andreas Vesalius to the Prince of Orange.

physiologists and physicians because of the description of the lesser circulation which is buried deep in the theological treatise which proved to be Servetus' undoing, survives in only three copies; but a copy of the uncommon reprint which was issued in 1790 is here, having been presented to Dr. Cushing by the famous Harvard theologian, George Foot Moore, who in turn had received it from his equally famous colleague, Charles Eliot Norton. A brief account of Servetus together with his bibliography was issued from the Library in 1953.<sup>7</sup>

The writings of the French surgeon Ambroise Paré (1510–1590) were second only in Dr. Cushing's favour. Both the small octavo and the folio editions are well represented, many of them the gift of a patient's grateful father. A late acquisition was a copy of *La maniere de traicter les playes . . .* (A Paris, par la vefue Jean de Brie, 1551 [1552]) printed on vellum and beautifully illuminated, and with a contemporary binding reminiscent of Grolier. It has the added distinction of containing the bookplates of Ambroise Firmin Didot, Nicolas Yemeniz, Robert Hoe, and Cortlandt Bishop. On the title-page (Fig. 5) the upper cartouche contains the three interlaced crescents of Diane de Poitiers and in the lower one appears the well-known HD monogram which Henri II (to whom the volume is dedicated) often used. On the strength of all this the volume was described some time ago as having come from the library of Diane, but the evidence for this contention is incomplete, attractive though the idea may be.

The writings of William Harvey (1578–1657) long commanded Cushing's attention, and in his early days at Baltimore he was already at work bringing together the various editions. He wrote regretfully to his father in 1907 that he had had an opportunity to purchase the first edition of *De motu cordis* but that he simply did not have the two hundred dollars to secure it. Some twenty-odd years later he did acquire a copy, at far greater expense and in indifferent state, though it has an interesting provenance, having

<sup>7</sup> Fulton, John F. *Michael Servetus, humanist and martyr*. With a bibliography of his works and census of known copies, by Madeline E. Stanton. New York, Herbert Reichner, 1953. 98 pp.

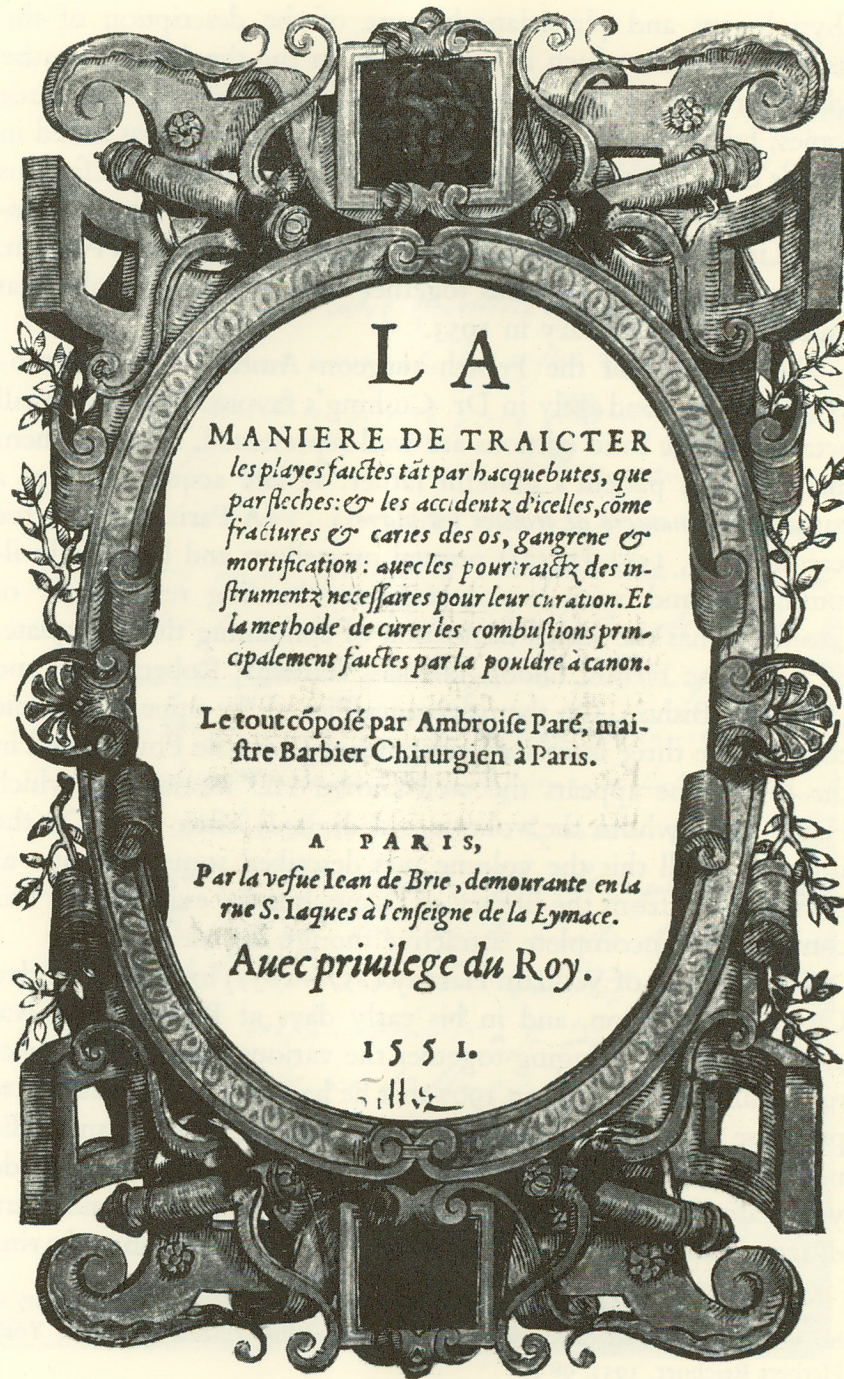


Fig. 5. Title-page of Paré's treatise on gunshot wounds printed on vellum.

come from the library of the German surgeon Lorenz Heister (1683–1758) whose large bookplate is pasted on the verso of the title-page. When Dr. Weil made his census of the book in 1944,<sup>8</sup> he recorded another copy at Yale—at the University Library where it is securely bound next to a discourse of the famous New England divine, Increase Mather, in one of a series of many volumes labelled ‘College Pamphlets.’

As the idea of a ‘*Bibliotheca scientifica et medica*’ took form in Dr. Cushing’s mind, he set his purchasing sights on certain fields and began to concentrate particularly on them. Of first importance was the strengthening of his incunabula collection; this he did under the helpful guidance of Dr. Klebs who was then working on a bibliography of fifteenth-century printed books in the sciences including medicine and who was to publish in 1938 his *Incunabula scientifica et medica*, a short-title list of all known items. H.C. purchased everything he could afford and during his few remaining years managed to amass some 168 fifteenth-century texts. Among all these the herbals had a special attraction (again perhaps because of A.C.K.’s publications in this special field). Another sphere of interest lay in the libraries of the old scholar-physicians. Thus he purchased as many volumes as were available from the libraries of Nicolaus Pol (b. 1470?), Ulrich Ellenbog (d. 1499), and Hartmann Schedel (1440–1514). Pietro d’Abano’s beautifully illuminated *Conciliator* (Mantua, 1472; Hain no. 1) comes from Schedel’s library, and the family coat of arms is depicted at the bottom of the first text leaf. An almost identical copy is at the Munich Library, having been the property of Hartmann’s cousin Hermann.

The acquisition of representative early medical manuscripts also claimed H.C.’s attention in later years, and thanks to the enthusiastic co-operation of his various bookseller-friends, he was able to bring together 25 volumes containing some 150 texts dated prior to 1600. Of these the earliest is the *Chirurgia* of Roger of Salerno, written at the end of the twelfth century in

<sup>8</sup> Weil, Ernst. William Fitzer, the publisher of Harvey’s *De motu cordis*. *The Library*, Dec. 1943–March 1944, pp. 142–164.



Southern Italy; bound with this is the so-called 'Bamberg Surgery,' also from Salerno. Mention should be made, too, of the *Compendium medicinae* (late thirteenth- or early fourteenth-century) of Gilbertus Anglicus from the Bibliothek des Stiftes at Melk, Austria.

2. *Libraries of Klebs père et fils.* Arnold C. Klebs was a native of Berne who had received a diploma from the Gymnasium at Zürich (1888) and his M.D. degree from the University of Basel (1895). His bequest consisted of two parts: (i) items which had originally belonged to his father, Edwin Th. A. Klebs, pathologist and co-discoverer of the Klebs-Loeffler bacillus (diphtheria); and (ii) his own library which embraces reference sources on the bibliography of fifteenth-century medicine and science and four special collections: herbals, plague tracts, inoculation pamphlets, and works on tuberculous diseases (phthisis).

The Edwin Klebs books include many rare items in the field of early bacteriology and infectious diseases to which he himself had contributed so notably. It was undoubtedly E.K. who aroused Arnold's early interest in tuberculosis, for he had unknowingly satisfied Koch's postulates five years before Koch himself by proving experimentally that the *Tb. bacillus* could be isolated and cultured and, when re-injected into animals, would reproduce the disease in miliary form.

Arnold Klebs came to this country in 1896 and for a time did postgraduate work under Osler at the Johns Hopkins Hospital. It was Osler who rekindled his interest in tuberculosis and who was also responsible for directing A.C.K.'s attention to early plague tracts and inoculation, areas of study in which a knowledge of languages was essential. Osler, together with Fielding H. Garrison, was responsible for inspiring A.C.K. on his retirement to Switzerland in 1913 to devote his attention to the little-explored field of medical and scientific incunabula. A.C.K. was not in a position financially to collect the original texts of fifteenth-century books, and there were fewer than twenty pieces in his collection. But he had methodically gathered together complete texts, reproduced by photograph or photostat, of works known in only one or at

most a few copies. These he had bound up in vellum in a style appropriate to the period and had lettered the bindings in a script adapted from some fifteenth-century hand, perhaps that of the great collector Dr. Nicolaus Pol.

It had been Dr. Klebs's intention to publish a full-dress account of all scientific and medical incunabula, including descriptions of types, woodcuts, and, most important of all, the content of the volume and an appraisal of its historical value. Unhappily he did not live to complete this *magnum opus* but only the short-title list (mentioned above) which appeared in 1938. The Library looks upon the completion of the incunabula catalogue as one of its major responsibilities and has this problem ever in mind.

*Inoculation and Vaccination Pamphlets.* While A.C.K. had nearly 500 tracts relating to inoculation (variolation), he had no important Jenner items and very little of the subsequent vaccination literature. Cushing, on the other hand, had concentrated on Jenner and the later vaccination literature, and since he had also had some of the rarer and more valuable early inoculation pieces, the two collections supplement one another in admirable fashion. As combined, and with the additions made since the two libraries were united, the collection represents one of the most extensive now to be found in any library (*ca.* 1,000 catalogued pieces).

One very recent accession is worthy of note here: a copy of one of the two rare issues of the English translation of La Condamine's tract on inoculation (Fig. 6). This has the added attraction in this Library of bearing an early New Haven imprint.

3. *Bibliotheca Physiologica.* All three participants in the 'Trinitarian plan' had been influenced in their collecting habits by Sir William Osler, scholar-physician and collector of Montreal, Baltimore, and Oxford, whose posthumous *Bibliotheca Osleriana* (1929) is both a tribute to him and a valid proof of the educational value of a richly annotated library catalogue. Cushing began to collect under Osler's stimulus about 1900, Klebs, somewhat later, and J.F.F., when he went to Oxford in September 1921 and first saw Osler's library two years after his death. In retrospect the

THE  
*Stephen Hulburt his Book*  
HISTORY,

O F

INOCULATION.

By M. DE LA CONDAMINE,  
Member of the Royal Academy of Sciences in France.

*Published April 24th, 1754.*

NEW-HAVEN,

Printed by T. and S. GREEN, near the College 1773

Fig. 6. Title-page of a rare Colonial item—La Condamine's *History of Inoculation*. The name of a previous owner, Stephen Hulburt, can be seen at the top.

occasion proved to be a memorable one since it was then that the idea of bringing together a library similar in scope to that of Sir William, but devoted to physiology rather than primarily to medicine, firmly took root. Since apparently no library and no previous collector save for Albrecht von Haller had attempted to gather such a library of classics in physiology and since such a library was essential for compiling a *bibliographia physiologica*,<sup>9</sup> J.F.F., with the naïve enthusiasm of a 22-year-old student, set about to do it. Suffice it to say here that although the basic concept has remained the same, maturity brought additional interests and also recognition of the impossibility of covering all physiology.

The books turned over to Yale University for the Historical Library in September 1940 consisted of several author collections (all at some time made the object of bibliographical study), notably of Girolamo Fracastoro, Jean Fernel, Kenelm Digby, Robert Boyle, Richard Lower, John Mayow, Stephen Hales, Albrecht von Haller, Luigi Galvani, Claude Bernard, William Osler, and Charles S. Sherrington. The strength of the collection, however, lies in the assemblage of works from earliest times on neurophysiology, the vascular system, respiration, the lymphatics, etc. Classics in clinical physiology include Richard Bright's monograph on the kidney (1827) and Thomas Addison's famous work on the suprarenal capsules (1855). Finally there is an extensive collection on the history of surgical anesthesia described in detail in 1946.<sup>10</sup> From this donation one or two items may be mentioned because of their particular bibliophilic interest.

One of our principal landmarks in the history of physiology is Gaspare Aselli's (Fig. 7) *chef d'oeuvre*—*De lactibus, sive, lacteis venis quarto vasorum, mesaraicorum genere*, Modena, 1627. The book is important scientifically since it contains Aselli's classic account of the discovery, in the canine mesentery of recently fed dogs, of structures now known as the lacteals. Our copy is on special,

<sup>9</sup> Fulton, J. F. A projected *bibliographia physiologica*. *Bulletin of the Medical Library Association*, 1938, 27, 148-161.

<sup>10</sup> Fulton, J. F., and Stanton, M. E. *The centennial of surgical anesthesia*. New York, 1946. xv, 102 pp.



Fig. 7. Portrait of Gaspare Aselli which appears in his work on the lacteals.

thick paper and is also remarkable for its provenance since it belonged originally to Aselli's contemporary, the great patron of the arts and sciences, Fabry de Peiresc, and later to Jean Paul Marat, scholar-physician and victim of the French Revolution. On the title-page is Peiresc's special device (Fig. 8) found in all books and on many of the bindings from his vast library.

An interest in the English 'experimental philosopher,' the Honourable Robert Boyle (M.D. Oxon. 1665), led J.F.F. in 1922 to begin collecting the original editions of his various writings. This culminated ten years later in publication of a detailed bibliography of Boyle.<sup>11</sup> Although his most significantly original work is the tract, 'A defence . . . against the objections of Franciscus




Fig. 8. The cachet of Fabry de Peiresc which is at the bottom of the title-page of Aselli's *De lactibus* (1627).

Linus' appended in 1662 to the second edition of the *Spring and Weight of the Air* (Fulton no. 14) which described the inverse volume-pressure relation of gases ("Boyle's law"), the rarest and perhaps most interesting to a bibliophile is his anonymous *Degradation of Gold* issued in London in 1678 (Fulton no. 136) in which

<sup>11</sup> Fulton, J. F. A bibliography of the Honourable Robert Boyle. *Proceedings and Papers, Oxford Bibliographical Society*, 1932, 3, 1-172; 359-365. [Second edition, Oxford. Clarendon Press, 1961.]

OF A  
DEGRADATION  
OF  
GOLD  
Made by an  
ANTI-ELIXIR:  
A STRANGE  
Chymical Narrative.

---

---

L O N D O N,

Printed by T.N. for Henry Herringman, at the Blew Anchor  
in the Lower Walk of the New Exchange. 1678.

*Fig. 9. Unsigned title-page of Robert Boyle's Degradation of Gold.*

he reaffirms his controversial belief in the transmutation of lead into the more precious metals, and of which only three perfect copies have been traced (Fig. 9).

A landmark alike for pathologists, clinical physiologists, and medical bibliophiles who have a penchant for dramatic provenance is the two-volume (first edition) *De l'auscultation médiate* of René Théophile Hyacinthe Laennec (1781–1826) which was published in Paris in 1819 and contains the earliest description of the use of the stethoscope. The inscription in the first volume, addressed to his uncle who brought him up and later helped finance his medical education, reads: 'Optimo patruo altero patri' (Fig. 10), while the printed dedication to his Thèse de Paris, *Propositions sur la doctrine d'Hippocrate* (1804) is 'Optimo, dilecto patruo, secundo patri.' This copy was obtained in Paris in September 1923 from M. Le François.

While the roots of endocrinology as a branch of physiology and clinical medicine go back to two brilliant Frenchmen of the eighteenth century, Joseph Lieutaud (1703–1780) and Théophile de Bordeu (1722–1776), the most fundamental milestone in the history of the ductless glands is a rare, superbly illustrated (11 full-page plates in colour) monograph of Thomas Addison (1796–1860), *On the Constitutional and Local Effects of Disease of the Supra-renal Capsules* published at London in 1855. Here Addison not only first directed attention to the importance of the supra-renals in medicine and the consequences of their destruction by isolated tuberculous lesions ("Addison's disease"), but in this same work he also gives the first clear-cut description of pernicious anaemia.

4. *Weights and Measures.* Edward Clark Streeter (1874–1947), a modern physician-humanist, showed great interest in Dr. Cushing's plans and donated his working collection of texts in the history of medicine as soon as the Library could receive them. (His extensive Renaissance library he had sold some years earlier when his collecting interests took a different form.) Far more important, however, was the gift of his valuable collection of weights and measures which contains several thousands of pieces



DE  
L'AUSCULTATION  
MÉDIATE

OU

TRAITÉ DU DIAGNOSTIC DES MALADIES

DES POUMONS ET DU CŒUR,

FONDÉ PRINCIPALEMENT SUR CE NOUVEAU  
MOYEN D'EXPLORATION.

PAR R. T. H. LAENNEC,

D. M. P., Médecin de l'Hôpital Necker, Médecin honoraire  
des Dispensaires, Membre de la Société de la Faculté de  
Médecine de Paris et de plusieurs autres sociétés nationales  
et étrangères.

*Optimo patrio  
altero patri  
R. T. H. Laennec*

Μέγα δὲ μέρος ἡγεῖμαι τῆς τέχνης εἶναι  
τὸ δύνασθαι σκοπεῖν.

Pouvoir explorer est, à mon avis, une  
grande partie de l'art. Hipp., Epid. III.

TOME PREMIER.

A PARIS,

CHEZ J.-A. BROSSON et J.-S. CHAUDÉ, Libraires,  
rue Pierre-Sarrazin, n° 9.

1819.

Fig. 10. Title-page of Laennec's *De l'auscultation médiate* showing the author's inscription to his uncle.

from Babylonian times up through the nineteenth century.<sup>12</sup> Some two hundred early texts on the subject accompanied the collection.

In addition, Dr. Streeter set up in one room an assemblage of early pharmaceutical jars and other implements used in the dispensing of drugs. The jars are mainly Italian and Spanish and date from 1500 to 1800.

The Historical Library is scarcely two decades old but has already added notably to its various collections. As a result of Dr. Cushing's earlier conversations with book-collecting friends at Yale, various bequests have been received. The first is the library of George Milton Smith (1879-1951) on ichthyology and marine biology which grew out of Dr. Smith's interest in cancer and his search for some explanation of atypical growth in man through a study of malignancy in marine forms. It consists of some 700 volumes and contains a large proportion of the classics in this field.

Samuel Clark Harvey (1886-1953), who as Professor of Surgery for over two decades had taught his particular discipline and viewed the whole field of medicine in the light of the past, had inevitably had a close association with the Library and had an office there in his years of "retirement." His excellent working library in the wide field of surgery was left to Yale and has supplemented existing holdings in a most satisfactory fashion.

The bequest from Clements Collard Fry (1892-1955) consists of two main parts: (i) some 3,500 psychiatric texts and pamphlets among which there are several special groups, e.g. Mesmer and mesmerism, therapeutic fads, mental hospitals; and (ii) an extraordinary collection of nearly 1,000 medical prints, particularly medical caricatures, containing many fine examples before 1800.

In addition to these bequests there have been some 22,000 volumes added to the Historical Library's collections. The most notable items have been listed each year in the Library's Annual Reports and in the early years came largely through gift. But

<sup>12</sup> Dr. Bruno Kisch, Curator of the Collection, is preparing for press a catalogue of the weights.

inuenitur in anu sit surda leni  
 ualde calens ad subtilitatem q  
 in uno lateri ei aut duo foram  
 na. 7 in lateri alio foram unum  
 7 sit amplitudo foraminis p d m  
 constitucione in d i o z 7 costis p p i  
 ce sit uter in quo ponitur medi  
 cane ex uelica alia. aut ex carta  
 eius que sit fm form i ex utraq  
 pre cuius rator sit palmas unu  
 7 pfo: cur foraminibus mltis sic  
 reuoluitur: sic partu qd et me  
 omne foramen constitucio digita  
 tati in comite in illa foramina  
 fili forte ex filo ctudo qd sit ex r  
 silis aut qd sit ca. 7 aggr cum co  
 uentit sic adostati. Cum g pon  
 tur ut in eo stringat in capite  
 clisti in duo vtrangueria con  
 strictus for. deni clistica cu eo  
 7 h est forma ctuli uentis ex for  
 amnis. Quaalitas aut clistica  
 di cum eo e ut impleas uen  
 trem aut uelicam ex medi  
 cana qd sit calefacta fm qua  
 mationem collatate infirmu  
 Et cuic ne sit calida uas au  
 frigidu ualde. deni respicit  
 infirmus sup dorsum suu 7 ele  
 uet crura sua ad supiora. 7 sub  
 eo pone ueliam aut linteamen.  
 deni munge exremitate clisti  
 cu oleo. aut cu albumine oui.  
 aut mucillagine fenugreci. a  
 ut simili. deni in comite ip  
 in anu cu facultate. deni acci  
 piat in uenter ut e cu duabus  
 manibus simul 7 exprimat  
 ipm cum uelentia donec eu  
 ciet totum qe in clisti in uen  
 thnu. deni ex parte clisti 7 ele  
 uet infirmus crura sua ad p m  
 etem. Qd si medicina cogat eu

ad certum rite m ac qm pde. et si  
 dormit cum ea nocte tota e magi  
 ultrius in uiuamto. si aut cliste  
 nges cu in ogritud mbo colomns  
 uentis. 7 festinat exitus ei. apne  
 reeta clistere donec tancet. Ad si in  
 ano sunt emcrotytes aut apa le  
 dentia te sic clistere sbale ualde le  
 ne ex clistib quibus clistigant pu  
 eri 7 hec est forma clisteris suba  
 us sup qd sit strica curis.

**Lap. octu. aggr. m. qm. de. cur.**  
**tioc. uuln. crur.**  
**in. ou. uuln.**  
 in ouisione de  
 amatione uuln  
 uerit qd conue  
 mebur libro. ex  
 ego dicit me cu  
 tionem cor. cum manu. 7 ai medi  
 cano fm complementa. 7 dico g  
 qd uulneta dntificant fm uo  
 qd sunt uulneta. 7 fm locu super  
 que cadit uulnus. Res g quibus  
 sunt uulneta multotiens sic sic  
 iactus lapidis. aut in alio enis.  
 aut auctelli. aut passio cu lamia  
 aut ligno. aut sagitta. 7 similib.  
 ut ex rebo mltis. 7 uulneta. at que  
 sic fm loca corporis sic sic uul  
 nus qd cadit sup caput. aut col  
 lum. aut pectus. aut uentri. aut  
 epur. 7 illa eis ex membris. 7 ego  
 sum narras curacione quozda  
 uulneta ut ponam cum racione  
 tionem 7 reglam sup reliq uul  
 neta. Et ego incipiam a uulneta  
 by capitis simplicib. qm rime  
 moratio compositoz ueniet in  
 principio capituli cxi. Dico g q

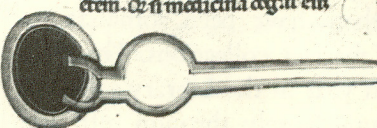


Fig. 11. A leaf from the Paneth Codex.

since the formation in 1948 of the Associates of the Yale Medical Library many purchases have been made through their good offices. By far the most notable is the so-called Paneth Codex (Fig. 11). This compendium of ancient and mediaeval medical knowledge which was written in Bologna around 1300 consists of 692 leaves and contains some 42 different texts, several of them profusely illustrated. The volume is one of the largest medical codices extant. Karl Sudhoff published a brief study of its contents in the *Archiv für Geschichte der Mathematik, der Naturwissenschaften und der Technik* (1929, vol. 12, pp. 1-32). The additions made to H.C.'s original bequest now bring the total of the Library's early Western medical MSS to some forty volumes containing approximately 235 texts, probably the largest collection in this country.

The incunabula collection has grown slowly in the past, but with the recent release of the income from Dr. Cushing's monetary bequest, used first perforce to meet administrative responsibilities, it is now possible to concentrate on acquisitions in this field, with special emphasis being placed on the first decade of printed medical books (1471-1480); 21 volumes have been added in the past year [1958/1959], eight of them dated before 1481. One later item, *Van der pestilencie*, a broadside, listed by Klebs and Droz in their *Remède contra la peste* (1925) under 86A as an unknown, has been 'found' and a date of about 1500 assigned to it (Fig. 12). The total number of incunabula in the collection stands at 265 exclusive of photocopies.

Nothing has been said specifically about the collection of sixteenth-century medical texts. There are at present approximately 2,000 volumes, of which 264 were added in 1958/1959. Sixteenth-century publications in time will doubtless come to have an importance equal to that now accorded the incunabula, and the Library intends to continue active collecting in this field.

Most recently the Library has added physical medicine to its special subjects for collecting, support for which comes from an anonymous donor who munificently contributes money and books. It is the expressed intent of this donor that the Yale Medi-

## Van der pestilencie.

Wat aederen in sunderheit eyn mynsche sall doen laissen sowāne  
eme die pestilencie ouerlumpr. nae dem as Sy manscherley velt.  
as hernac clairlich beschreuen is.

- Iet wem Sy lumpr an dat hooft. off an den hals. der sall laissen vp beyden dymmen dye  
hauff aeder.
- Iet wem Sy velt tuschen den schulderen/der sall laissen vnder dem gewerue der selue schul/  
deren mit zwey koppen
- Iet wem Sy velt vnder dem herten. der sall laissen die milch ader vp der rechter hant tuschē  
dem mynsten vinger ind den neesten dar by.
- Iet wem Sy velt an den rechten arm/der sall laissen die lunge ader tuschē den netue lousen  
vnd dem groiffen vinger vp der rechter hant.
- Iet wem Sy velt an den luyzen arm der sall laissen die milch ader vp der luyzen hant tus/  
chen dem mynsten vinger ind den neesten dar by
- Iet wem Sy velt in den Ruyge der sall laissen vp beyden groiffen tzenen.
- Iet wem Sy velt an dat rechter heyne in die luse/der sall laissen bynne dem rechteren voiffe  
dye vranwen ader
- Iet wem Sy velt an dat luyze heyne in dye luse der sall laissen vp dem luyzen voiffe die  
gucht ader tuschen der mynsten tzenen ind der neesten dar by.
- Iet wem Sy lumpr e heidr weiss wair idris/der sall laissen an dem armen dye mediacen.
- Iet wer geslauffen hait e bekeuff/demenhilffte dat laissen niet.

Van dem dranc intgheyn die pestilencie wie men den machen ind  
nēne sall.

Iet so balde as eyn mynsche dye sijnre kuyche der sall dyssen dranc nemen hernac ges.  
Iet eyn pont goltwortel. eyn quart wijn essich. eyn cleyn hantfoll wynmynschen. enwenich sy/  
gen. enwenich musse. Dit tosamen gedain in eyn nurwe duppen. ind dat walt hogestopt ind  
gefoden bis vp die helfte. ind sijn gefagt. wanne eynne die stenecke aen lumpr/dan sall man  
diss drancs eyn glass voll nemmen. ind doen daer 30 dycke beialles als eyn hasen mussē. ind  
drincken dat. Wye he dat ducker doet. wie besser

Ietm vp die laissen ind vp dyssen dranc sall men ig. vren waschen/dan sall man nemen eyn  
purgacien/ind gain dan ligen ind decken sich warm so dat he sweysf.

Wat arzedie eyn mynsch gebuychen sall vur die quaede lucht. off  
by den mynschen die an der vurs sichten eranc sijn. off ouch vnder  
dat gemein volck so gain.

Ietm sygen ind musse gelijche vill. ind enwenich wynmynschen. dat 30 samen geschouwen in eyn  
me vyffel mit enwenich wyn essichs. ind dat des morgens genomen so dicker als eyn fige. is  
goit genomen vur vangen.

Fig. 12. A broadside which Klebs and Droz had not seen in 1925.

cal Library will have the largest single collection on physical medicine. At present it numbers nearly 2,000 volumes and is growing rapidly. One outstanding acquisition has been Cristóbal Méndez' *Libro del ejercicio corporal* (1553), the first printed book devoted to medical exercise. It is excessively rare; only two other copies, both in Madrid, are known to exist.

Each of the men whose collections form the nucleus of the Historical Library had his own major interests, but the totality of these interests could not, of course, embrace the whole of the history of medicine. One of the Library's current collecting programs, therefore, is to secure all book titles in Leslie T. Morton's *Garrison and Morton's Medical Bibliography; an Annotated Checklist of Texts Illustrating the History of Medicine*. By so doing the Library is acquiring strength throughout all areas of the history of medicine.

The backbone of a library connected with a medical school is of course its periodical holdings. Regarded as the 'working library,' it nevertheless is of great historical value, as one quickly realizes on consulting Garrison and Morton and seeing the high proportion of discoveries which were first made known in journal articles. The Medical Library contains nearly 100,000 periodical volumes, and about an equal number of books and monographs. On this basis it stands as one of the largest medical school libraries in this country and second to few anywhere in the calibre of its holdings.