

CATALOGUE 36: RARE BOOKS,  
MANUSCRIPTS AND IMAGES IN  
MEDICINE, SCIENCE, AND  
TECHNOLOGY



[historyofscience.com](http://historyofscience.com)

Jeremy Norman & Co., Inc.

P. O. Box 867

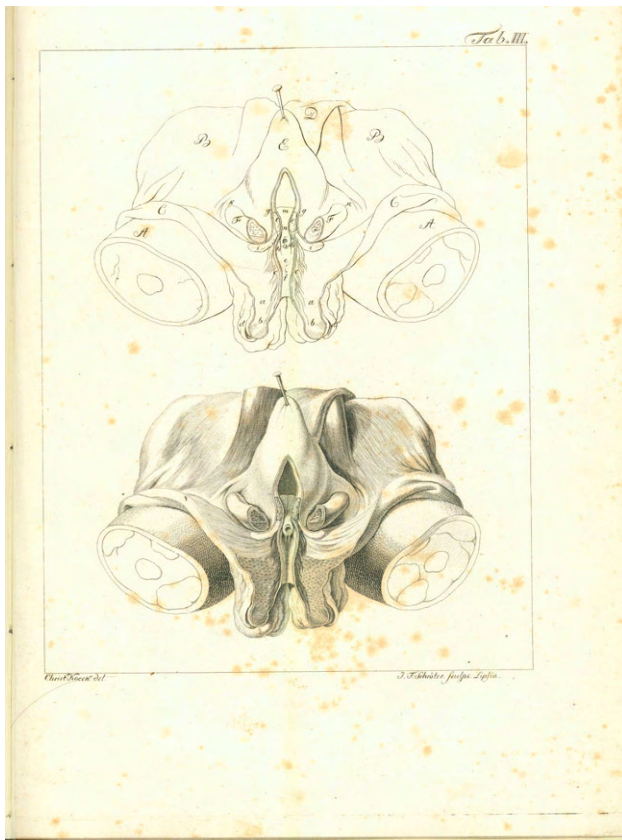
Novato, CA 94948

Voice: (415) 892-3181

Fax: (415) 276-2317

© 2009 Jeremy Norman & Co., Inc.

Visit our web site at [www.historyofscience.com](http://www.historyofscience.com).



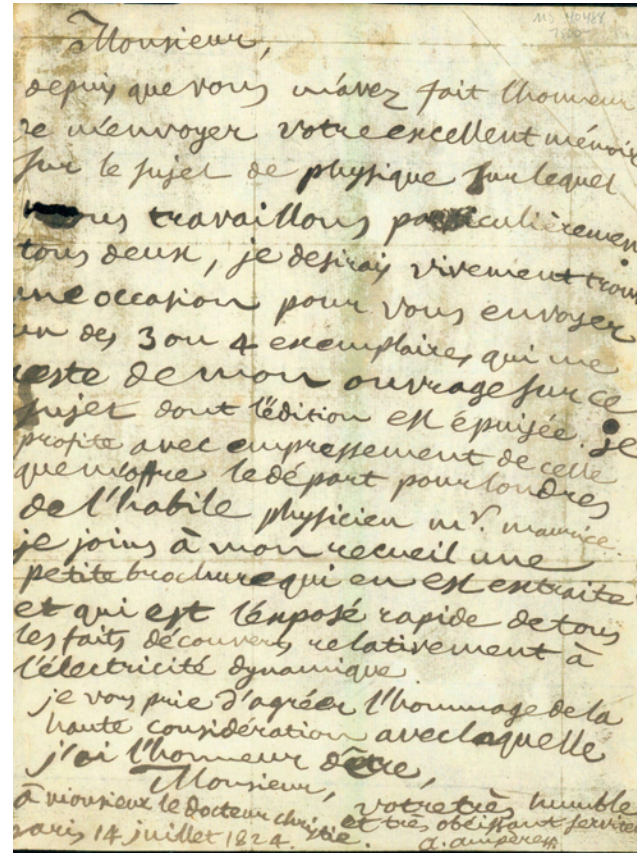
1. **Ackermann, Jacobo Fidele (1765-1815).** *Infantis androgyni historia et ichnographia* . . . Folio. [2], viii, 112, [2]pp. 5 engraved plates. Jena: Typis et sumptibus Maukianis, 1805. 355 x 227 mm. 19<sup>th</sup> cent. quarter sheep, paste paper boards, vellum corners, leather lettering-piece on front cover, very lightly rubbed, endpapers renewed. Moderate foxing, but very good. \$1500

**First Edition.** The historical literature on hermaphrodites is small, and most works on the subject, including Ackermann's, are rare. Ackermann studied medicine under von Siebold and Soemmering and later taught at the universities of Mainz, Jena and Heidelberg. He began his anatomical studies of hermaphrodites around 1798, and in 1805 published his *Infantis androgyni historia et ichnographia*, in which he described his anatomical investigation of a hermaphrodite infant, cited several similar cases, and presented, in a separate section, his theories on sex and procreation. The work is illustrated with five engraved plates showing the infant's genitalia in progressive stages of dissection. 40428

2. **Adami, John George (1862-1926).** *Medical contributions to the study of evolution*. xvi, 372pp. 7 plates, text illustrations. London: Duckworth, 1918. 216 x 140 mm. Original green cloth, spine a bit faded.

Traces of newspaper cuttings on front free endpaper and verso title. Very good. \$275

**First Edition** of Adami's 1917 Croonian Lectures on "Adaptation and disease," published together with a collection of previously published papers on heredity, adaptation and growth. In his Croonian Lectures Adami, an eminent pathologist (see Garrison-Morton 2309), "argued with much skill and many illustrations against the biological doctrine that acquired characters are not transmitted" (Rolleston, "John George Adami, C.B.E., M.D., F.R.S.," *British Medical Journal* 2: 3427 [Sept. 11, 1926]: 507-10). 40429



3. **Ampère, André Marie (1775-1836).** Auto-graph letter signed to [Samuel Hunter] Christie (1784-1865). Paris, 14 July 1824. 1 page. 225 x 175 mm. Light marginal staining, lacuna from ink oxidation affecting one word. \$7500

From Ampère, founder of the science of electrodynamics, to British mathematician and physicist Samuel Hunter Christie, who performed important research on terrestrial and other forms of magnetism:

Depuis que vous m'avez fait l'honneur de m'envoyer votre excellent mémoire sur le sujet de physique sur lequel nous travaillons particulièrement tous deux, je désirais vivement trouver une occasion pour vous

envoyer un des 3 ou 4 exemplaires qui me reste de mon ouvrage sur ce sujet dont l'édition est épuisée. . . Je joins à mon recueil une petite brochure qui en est extraite et qui est l'exposé rapide de tous les faits découverts relativement à l'électricité dynamique.


[Ever since you did me the honor of sending me your excellent memoir on the subject of physics on which we are both particularly working, I have wanted very much to find an occasion to send you one of my 3 or 4 remaining copies of my work on this subject, which is out of print. . . I add to my work a small pamphlet extracted from it, which is a brief summary of all the discoveries relating to electro-dynamics.]

The “ouvrage” Ampère referred to here was his *Recueil d'observations électro-dynamiques* (1823), representing “the most complete single summary of his accomplishments to that date” (Hofmann, p. 321); the work included observations on terrestrial magnetism. The “petite brochure” was Ampère’s *Précis de la théorie des phénomènes électro-dynamiques pour servir de supplément au “Recueil d'observations électro-dynamiques”* (1824). Ampère, whose scientific creativity far exceeded his powers of organization, was in the habit of issuing numerous revisions, additions and explanations to his previously published works; the *Précis* is an example of this practice. Ampère sent these two publications to Christie via his friend Baron Jean-Frédéric Maurice (1775-1851), a Swiss-born mathematician and astronomer.

Samuel Hunter Christie, Ampère’s correspondent, is best known for inventing a forerunner of the “Wheatstone bridge” method for comparing the resistances of wires of different thicknesses, published in the *Philosophical Transactions* in 1833. At the time of Ampère’s letter Christie had published two works, *Observations on Magnetic Attractions* (1821) and *On the Diurnal Deviations of the Horizontal Needle when under the Influence of Magnets* (1823). We do not know which one of these he presented to Ampère. Hofmann, *André-Marie Ampère* (1995). 40488

4. **Anderson, Thomas (1819-74).** On the constitution of codeine and its products of decomposition. Offprint from *Transactions of the Royal Society of Edinburgh* 20 (1850). [2], 57-85pp. Errata slip bound after the last printed page. 290 x 227 mm. Original plain wrappers, worn at spine, edges a little frayed. Light toning, faint vertical crease, but very good. **Presentation copy, inscribed by the author to Justus von Liebig** (1803-73) on the title: “Professor von Liebig from the Author.” \$1250

**First Edition, Offprint Issue.** Anderson obtained his medical degree from the University of Edinburgh, and later studied chemistry in Stockholm under Jöns Berzelius and at Giessen under Justus von Liebig. This paper marks the

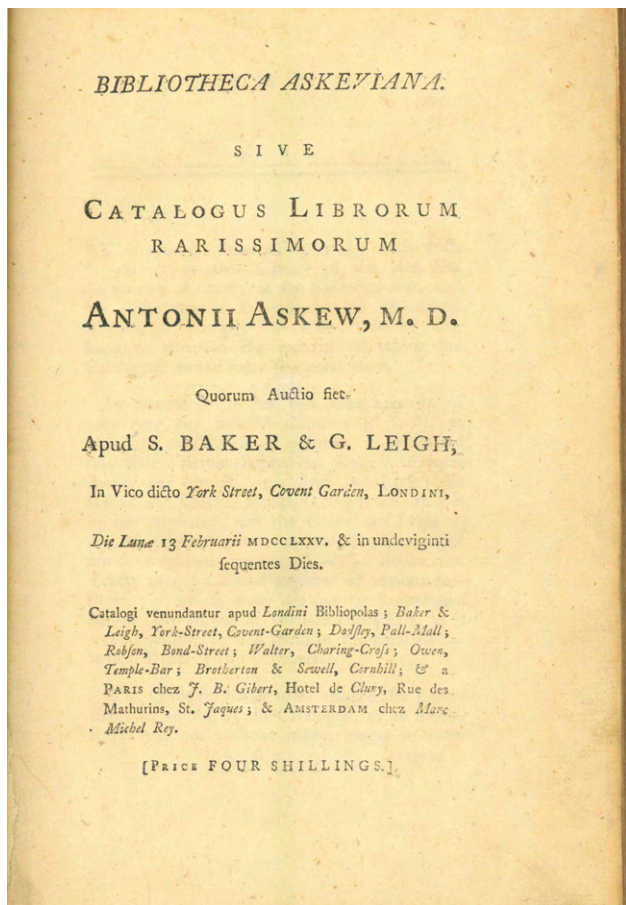


beginning of Anderson’s important researches on codeine; it describes his analysis of the drug and its various compounds, and the products of the drug’s decomposition when treated with acids, bromine, chlorine, etc. Anderson was the first to give the correct chemical formulae for codeine, which he did in a paper published three years after this one titled “The crystalline constituents of opium” (*Transactions of the Royal Society of Edinburgh*, 20, 1853, 347–75).

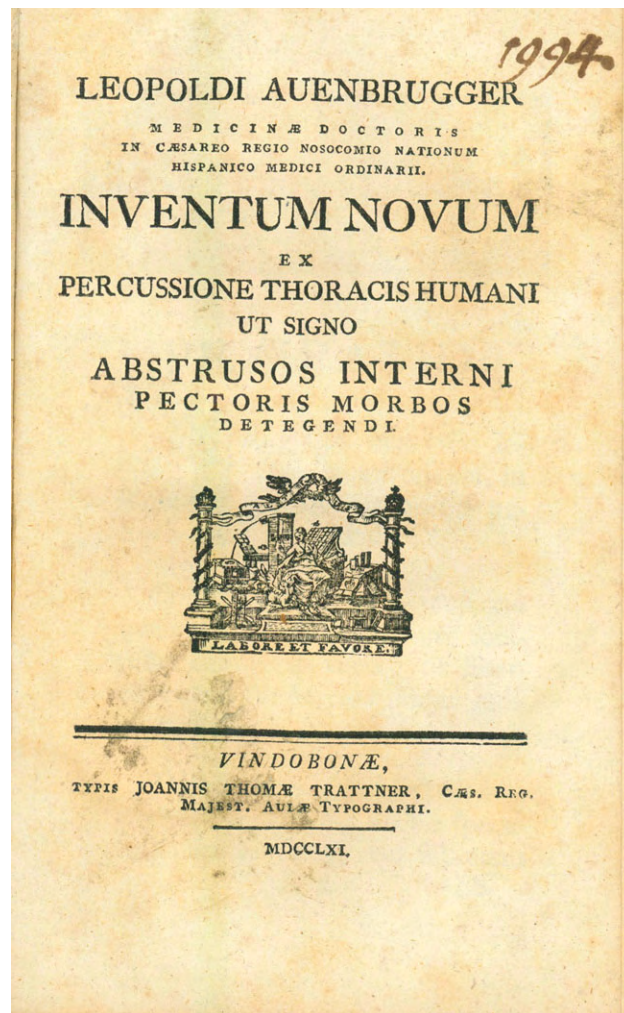
Codeine, an alkaloid of opium, was discovered and named by Pierre-Jean Robiquet in 1832 and began commercial manufacture the same year. It remains one of most widely used pain relievers.

This copy of Anderson’s paper on codeine bears his presentation inscription to his former teacher Justus von Liebig, one of the greatest chemists of the nineteenth century, and a founder of organic chemistry. Liebig established the first major school of chemistry, at the University of Giessen, where he introduced the modern laboratory teaching method. Presentations to Liebig are **rare**; we have never handled one in our four decades in business. Oxford *Dictionary of National Biography*. 40389

5. **Askew, Anthony (1722-74).** Bibliotheca Askeviana. . . . 8vo. vi, 149 [1]pp. Prices realized entered in ms. in ruled margins. London: Baker & Leigh, 1775. 241 x 155 mm. (royal [large] paper copy). Modern quarter calf, spine a little faded, a few scuff-marks. Lightly browned, title a little soiled, but very good. Bookplate. \$1500



**First Edition, Royal Paper Copy**, with the price “four shillings” at the foot of the title; see below. The auction catalogue of the celebrated library formed by the physician and classical scholar Askew, third owner of the famous gold-headed cane and an ardent bibliophile; this is a particularly desirable copy, on large paper *and with prices realized entered in a contemporary hand*. De Ricci states that Askew “attempted to secure a complete series of all the Greek classics ever published; he purchased privately R. Mead’s Greek manuscripts, the papers of Dr. Taylor and some fine early classical *codices* from the library of the Maffei family” (p. 52). Besson, in *Thornton’s Medical Books, Libraries and Collectors* (p. 280) states that “rare manuscripts and choice editions in exquisite bindings abounded in [Askew’s] library, and Askew has been credited with having made bibliomania fashionable. . . . After the death of Askew, the library was sold at an auction which lasted from 13 February to 7 March 1775. The catalogue of the collection was sold at one shilling and sixpence, with a few copies on royal [large] paper at four shillings . . . .” Among the principal purchasers of Askew’s books were William Hunter, the British Museum, and the kings of England and France. Waller 18043. 30835



### Chest Percussion

6. **Auenbrugger, Leopold (1722-1809)**. *Inventum novum ex percussione thoracis humani ut signo abstrusos interni pectoris morbos detegendi*. 8vo. 95, [1]pp. Vienna: Johann Thomas Trattner, 1761. 195 x 116 mm. Modern marbled boards, leather spine label. Light browning and foxing. \$12,500

**First Edition, First Issue**, without the errata on the verso of the last leaf. This work has been considered a rare classic for over a hundred years. Auenbrugger founded the practice of chest percussion, a method that gave a new and dependable foundation to the diagnosis of chest diseases by permitting determination of disease-caused changes in the lungs and hearts of living patients (the discovery appears to have been based on the analogy between the chest cavity and wine casks, which Auenbrugger, the son of an innkeeper, had learned to thump as a means of determining their fullness). A gifted amateur musician (he wrote the libretto for Antonio Salieri’s opera *The chimney sweep*), Auenbrugger used his trained ear to identify the various tones-- tympa-

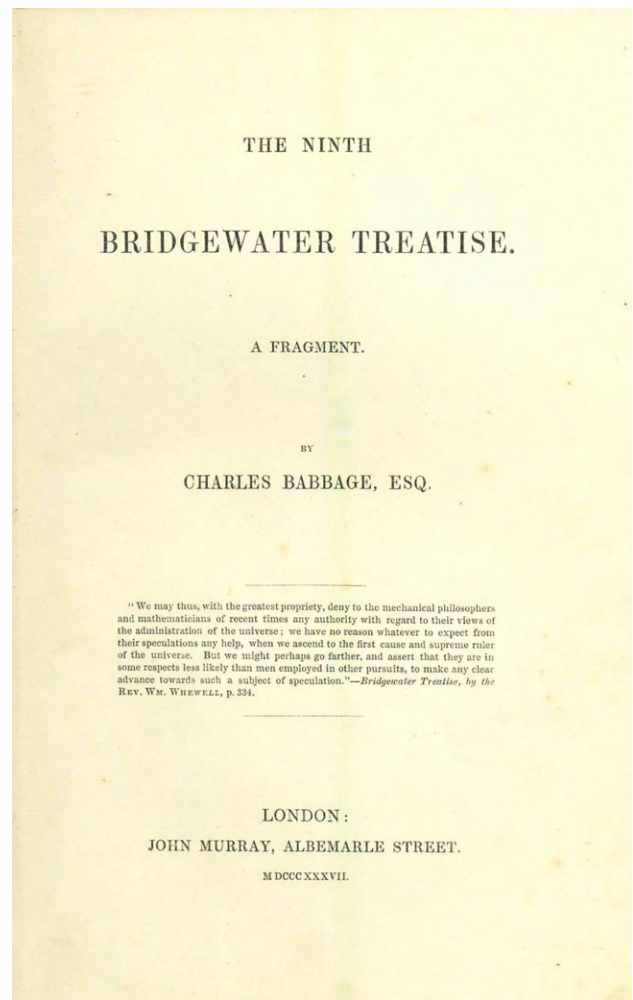
nitic, dull, or obscure-- produced by tapping diseased chests, and to distinguish these from the drum-like sound given off by a healthy chest wall. He spent seven years researching these findings, confirming them by dissection and experiment, before presenting them in his *Inventum novum*, which describes the special uses of his method and includes fourteen case histories.

Auenbrugger's discovery at first met with a tepid reception, despite a few positive reviews. It was ignored by most of the leading Viennese physicians of the day and lost its chief proponent, Dr. Maximilian Stoll, to premature death. The method survived in a few German medical schools, however, and finally found an advocate in Jean-Louis Corvisart, who first learned of it through the writings of Stoll in the late 1790s. After several years of practicing percussion in his own clinical work, Corvisart was so convinced of its efficacy that he prepared a new, greatly expanded edition of the *Inventum novum*, which finally convinced the medical community of the value of Auenbrugger's discovery. Both the first and second issues of Auenbrugger's classic have been rare books for over a hundred years, the first issue especially so. Garrison-Morton 2627. Norman 81. Lilly, p. 127. *Heirs of Hippocrates* 954. Willius & Keys, pp. 190-213. 40243

7. **Babbage, Charles (1791-1871).** The ninth Bridgewater treatise. A fragment. London: John Murray, 1837. [4], 240pp., plus leaf of advertisements. 222 x 140 mm. Original black cloth, paper spine label, extremities a bit rubbed, label soiled and chipped. Occasional spotting. Printed subscription list of the Avon Book Club, with several 19th cent. signatures, tipped to the front endpapers. \$1500

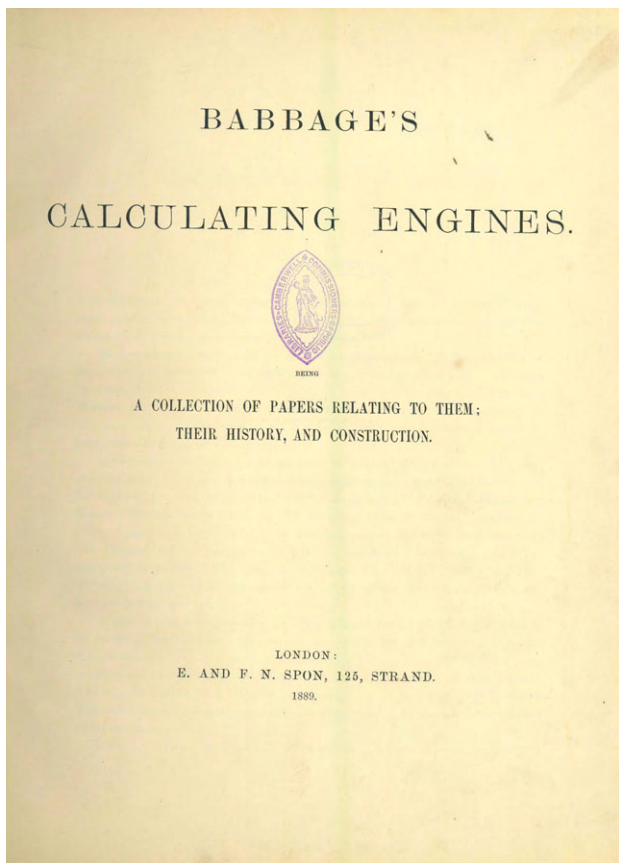
**First Edition.** Babbage's unofficial continuation of the eight-volume set of Bridgewater Treatises—a series of works by various authors designed to promote natural theology by celebrating “the Power, Wisdom, and Goodness of God, as manifest in the Creation.” This beautifully produced and expensive set of books was motivated as much by the Victorian zest for scientific inquiry as by the pious thirst for knowledge of the details of God's heavenly plan. The set underwent numerous printings and had wide influence. Babbage was the only author to publish an unsolicited continuation to it. In a rebuttal of William Whewell's denial in the first Bridgewater Treatise (*On Astronomy and General Physics*) that scientists could explain “the administration of the universe”

Babbage likened the Creator to a kind of master computer programmer (although this term did not exist in Babbage's time), and the operations of the universe to a gigantic program: His starting point is that of the man of science, whose work can be judged according to the degree of foresight manifest in it. Then God is a man of science and programmer writ large. . . . The calculating engines—and also of course a



modern computer—could easily be instructed to proceed according to one law for any number of operations and then proceed according to some other law, the change in operation being programmed *ab initio*. Similarly, reasoned Babbage, the changes in natural law, as evidenced by the creation of new species, were not proof of Heavenly intervention but could also have been programmed by the Creator *ab initio*: that is to say at the time of the Creation. In a similar manner miracles appeared as singularities in the Celestial Program: a miracle was merely a subroutine called down from the Heavenly store (Hyman 1982, 138–39).

Babbage's *Ninth Bridgewater Treatise* also contains some significant contributions to earth history, including his system of tree-ring dating, the first scientific method proposed for this type of archeological dating. *Origins of Cyberspace* 55. Van Sinderen 51. 40344



### *Principal Source for Babbage's Calculating Engines*

8. **Babbage, Charles (1791-1871).** Babbage's calculating engines. [Compiled by Henry Prevost Babbage.] 4to. [8], 342, [4]pp. Portrait, folding table, 15 plates (several folding, including 1 large-folding). London: Spon, 1889. 296 × 234 mm. Original cloth, rebaked and corners repaired, some leaves browned due to acidic paper used for some gatherings, folds of some plates repaired. Library stamps on title and one or two other leaves, library bookplate. \$25,000

**First Edition**—remarkably difficult to find—of the principal source of information for the technical operation of Babbage's Difference and Analytical engines. Even though we have searched actively for it over the past forty years, we have handled only two copies in that period of time. Toward the end of his life, Babbage began assembling his own and other's previously published writings on his Difference and Analytical Engines with the intent of publishing a history of his work designing the machines, and descriptions of the way that the machines would operate. However, Babbage died before he could accomplish this task. He had the first 294 pages of this work typeset and printed on slightly varying qualities of paper during his lifetime. The differences in the

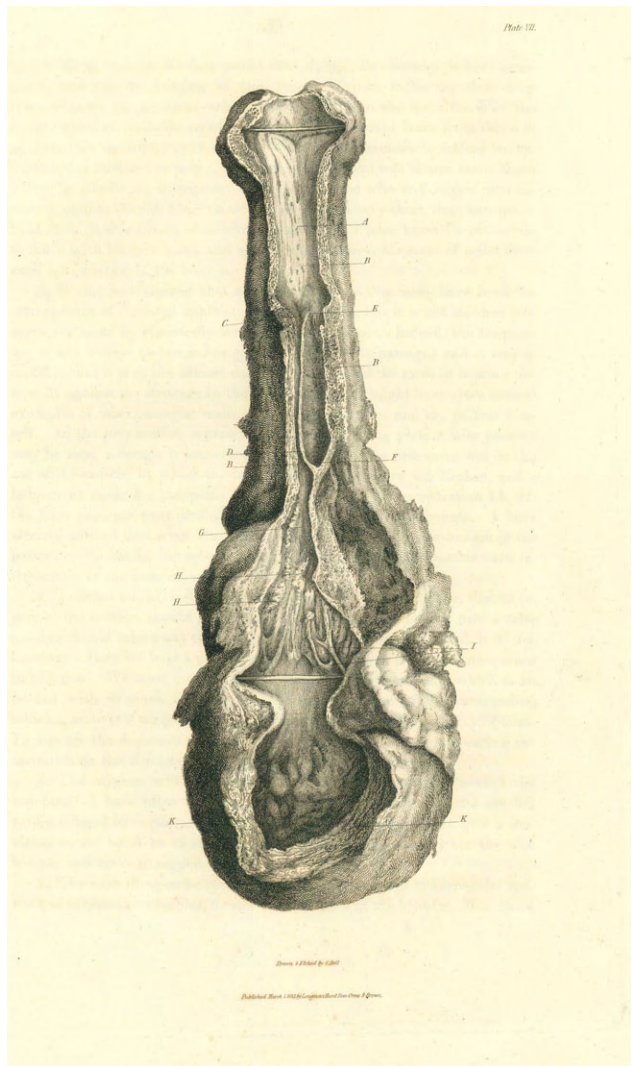
paper used for portions of the work would suggest that sections were printed intermittently rather than all at one time.

It would appear that Babbage's purpose in producing this work was to collect the most significant published writings on his calculating engines, most of which had appeared as obscure pamphlets or in little-read journals, together with a listing of what remained unpublished, including all of Babbage's notebooks and engineering drawings (listed on pp. 271-294), in the hope that his unfinished projects might be completed at some future date. Almost twenty years after Babbage's death, his youngest son, Major-General Henry Prevost Babbage, to whom Babbage had bequeathed his calculating engines and everything pertaining to them, completed the work, incorporating the printed sheets that Babbage had produced along with concluding material, reflecting his own frustrated efforts to effect realization of Babbage's engines.

Were it not for this volume, and for the bibliography of Babbage's works published both here (on the last three printed pages of the book) and in Babbage's autobiography, Babbage's achievements might have been forgotten. As it turned out Babbage's information was never implemented literally, because in the era of human computers there was no pressing need for the machines that Babbage envisioned and designed. Yet because of these published works, Babbage's ambitions and his ideas remained alive in the minds of people working in mechanical computation long after his technology had fallen into obsolescence. When Vannevar Bush suggested in 1936 that electromechanical technology might be the way to realize "Babbage's large conception" of the Analytical Engine, he cited this volume among his references; and in building the electromechanical Harvard Mark I, Howard Aiken saw himself fulfilling Babbage's ambition. However, some experts have inferred that Aiken's knowledge of Babbage's work may have been limited to what he read in Babbage's autobiography, *Passages from the Life of a Philosopher*, as Aiken did not include conditional branching in the design of the Mark I—a key idea that Babbage designed into the Analytical Engine. Hyman, *Charles Babbage, Pioneer of the Computer*, 254. The standard bibliography of Babbage's writings by Van Sinderen mentions in item CB80, that Babbage listed a *History of the Analytical Engine* as being "in the press" in 1864. 40343

9. **Bell, Sir Charles (1774-1842).** Engravings from specimens of morbid parts . . . urethra, vesica, ren, morbosa, et laesa. . . . [Fasciculus I—all published.] Folio. vii, 45pp. 12 plates after Bell, some engraved by him, others by Stewart. London: Longman . . . , 1813. 454 x 324 mm. Quarter morocco, marbled boards in period style. Faint offsetting from plates, but very good. \$2750

**First Edition.** Probably the rarest of Bell's publications after his *New Idea*, and one of the finest publications on its



subject, with life-size plates from Bell's drawings, many etched by Bell himself. Goldschmid (103) described the twelve plates as "of the very greatest accuracy."

In 1811 Bell had published his *Diseases of the Urethra* and classified strictures of the urethra. He was one of the few nineteenth century surgeons to give precedence to pathology over complicated instruments in the treatment of strictures. Murphy 463-64. Gordon-Taylor 12. Hirsch. 34987

10. **Beverwyck, Jan van (1594-1647).** *Wercken der genees-konste, bestaende in den schat der gesontheit, schat der ongesontheit, heelkonste. . .* 4to. [16], 252; [8], 127, [11; 328, 48; [8], 278, [12]pp. Engraved title & many fine plates in text. Amsterdam: Schipper, 1672. 245 x 185 mm. Contemporary Dutch tooled vellum, front hinge cracked. Some dampstaining & a little foxing but a very good copy. Bookplate of Dr. Crawford W. Adams. \$1250

Later edition of an unusual medical and scientific emblem book. First published in 1651, Beverwyck's works



were re-issued periodically to about 1680. He was one of the most distinguished Dutch physicians, a correspondent of Descartes and Harvey. He was one of the first to promote Harvey's ideas on the circulation, both in his own work and through the publication of letters to him from Descartes, signalling the first support for Harvey from a major Continental figure. Harvey's illustrations of the circulation appear in the *Wercken*, as do figures from Beverwyck's relative Vesalius, and Beverwyck's famous response to Montaigne's attack on the medical profession. The first part of the *Wercken*, "Der schat der gesontheit," is included in Praz, *Studies of 17th Century Imagery* (1964) 270 for its beautiful, large text illustrations (wine, tobacco, exotic peoples). Illustrations in the other parts include a camera obscura, and fine large scenes of medical practice. Hirsch. Wellcome 11 159. 5989

11. **Blondel, Jacques François (1705-74), engraver.** *Description des festes données par la ville de Paris, à l'occasion du mariage de Madame Louise-Elisabeth de France & de dom Philippe, Infant & grand amiral d'Espagne. . .* Large folio. [2] 22pp. 13 spectacular *hand-colored engraved plates* (coloring possibly done at a later date), incl. 8 double-page, engraved by Blondel after Blondel, Salley, Gabriel, Rousset and Servadoni, plus hand-colored title vignette by P. Soubeyran after Edm. Bonchardon. Plate VI misnumbered VIII. Paris: P. G. le Mercier, 1740. 615 x 485 pp. Modern quarter morocco, marbled boards in



period style. Text and plate leaves mounted on guards, minor foxing and browning, a few insignificant marginal tears repaired. Very good copy. \$20,000

**First Edition.** A magnificent fête book commemorating the public festival staged by the city of Paris on August 29-30, 1739 celebrating the marriage of Princess Louise Elizabeth of France (1727-59), daughter of Louis XV, to Don Philip (1720-65), Infante of Spain, Duke of Parma, and son of Spain's Philip V. (The union of these two adolescent royals was one of a number of strategies devised by the French government to strengthen ties with Spain, in order to increase France's influence in European affairs.) The fête was planned and directed by the architect and artist Giovanni Servadoni (1695-1766), one of the leading festival designers of his age—it was he who, in celebration of the peace of Aix-la-Chapelle (1749) designed the fireworks display for which Händel wrote his well-known "Music for the Royal Fireworks." Several of the fete's structures, including a magnificent outdoor throne, were designed by the king's architect Jacques Gabriel (1667-1742), the "premier architecte du Roi."

Highlighting the first day of the Paris festival was a magnificent "illumination" staged along the Seine, featuring music, fleets of boats hung with colored lanterns, battling "sea monsters," and a spectacular fireworks show. The second day was devoted to a ball held at the newly renovated Hôtel de Ville, which lasted until the morning of August 31. All of these events, along with the designs executed by Gabriel and Servadoni, are beautifully illustrated in our fête book's large and sumptuously hand-colored plates, engraved by Blondel, who was himself an architect (cf. his *Cours d'architecture* [1771-77]). Copies of this work are fairly common at auction, but none of the copies sold at auction in the last 25 years had colored plates. EB. NBG. Benezit. Vinet, *Bib. méthodique et raisonnée des beaux-arts*, 519, calling for a 14th plate; however, none of the copies cited in either OCLC contain this. 37938

### *Large Paper Copy*

12. **Bidloo, Govert (1649-1713).** *Anatomia humani corporis, centum & quinque tabulis, per artificiosiss. G. de Laïresse ad vivum delineatis.* Large folio. [68]ff. Additional engraved title, engraved portrait by Abraham Bloteling after Gérard de Laïresse, 105 numbered engraved plates after Laïresse, probably by Bloteling and Peter and Philip van Gunst (plate 23 folding), number 10 printed on two sheets, printer's woodcut device on title, woodcut initials and tail-pieces. Amsterdam: for the widow of Joannes van Someren, the heirs of Joannes van Dyk, Henry Boom and widow of Theodore Boom, 1685. 628 x 359 mm. Contemporary red morocco gilt with gilt coat-of-arms of Samuel Bernard [Olivier 1042 fer 1] on the sides, gilt edges (rebacked, old spine laid down, corners repaired); leather backed folding case. Lacuna in text leaf 2G repaired with loss of a few words on verso, small tear in plate 23 repaired. *Provenance:* Samuel Bernard (ca 1651-1739) painter and engraver (coat-of-arms on binding); Fenwick Beekman (bookplate); Ira M. Rutkow (pencil signature on rear flyleaf).

\$35,000

**First Edition, Large Paper Copy.** Considered as an artistic meditation on anatomy, Gérard de Laïresse's designs are a total departure from the idealistic tradition inaugurated by the Vesalian woodcuts. They are also worlds apart from the productions of the Fialetti-Casserio collaboration. Laïresse displayed his figures with everyday realism and sensuality, contrasting the raw dissected parts of the body with the full, soft surfaces of undissected flesh surrounding them; placing flayed, bound figures in ordinary nightclothes or bedding; setting objects such as a book, a jar, a crawling fly in the same space as a dissected limb or torso. He thus brought the qualities of Dutch still-life painting into ana-



tomical illustration, and gave a new, darker expression to the significance of dissection. De Lairese's images of dissected pregnancies and premature infants also reflect compassion—a quality unusual in art that was intended primarily to be scientific.

A painter and writer on art theory, Lairese was influenced by Rembrandt, who painted his portrait in 1665, and also by the French styles of Nicolas Poussin and Claude Lorrain. The French called him the “Dutch Poussin.” Lairese suffered from congenital syphilis, which gave him a deformed nose visible in Rembrandt's portrait. Perhaps because he had always lived with disease Lairese had more than a casual interest in medicine. Syphilis made him blind in 1690, and for the rest of his active life Lairese supported himself by lecturing and writing about art, publishing two books on drawing and painting which were widely reprinted and translated throughout the eighteenth century. Some of Lairese's drawings were probably engraved by Abraham Bloteling. A line engraver and creator of mezzotint plates who worked in both Holland and England, Bloteling was particularly famous for the quality of his mezzotints, for which he initiated a more

thorough system of preparing the grounds, and may have invented the rocker. According to Choulant-Frank, Haller and Moehsen believed that some plates in the series were engraved by the brothers Pieter and Philip van Gunst. Despite imperfections from the point of view of dissection, which Choulant-Frank and others have pointed out, the Bidloo—de Lairese anatomical studies reflect much that is good, including early depictions of skin and hair from observation with a microscope.

Bidloo began this project with de Lairese around 1676 during a period in which he was also writing plays in Amsterdam, obtaining his medical degree, and working as a surgeon. It would appear that Bidloo brought his flair for drama to the conception and realization of this project. The 105 large drawings were probably completed about 1682, after which the plates had to be engraved—a huge production. Choulant-Frank states that after the first edition of 1685, and an edition in Dutch published in 1690, the publishers of Bidloo's atlas gave 300 sets of Lairese's plates to the English surgeon William Cowper. Because the plates had been very expensive to engrave and print it is more likely that Cowper purchased the plates.

In 1698 Cowper reissued the plates under his own name with an English text superior to Bidloo's. **We are offering Cowper's edition as item 29 in the present catalogue.** Even though plagiarism—especially over national boundaries—was commonly tolerated at the time, Bidloo objected strongly. The ensuing controversy between Bidloo and Cowper over Cowper's plagiarism is one of the most famous in medical history. Beekman, “Bidloo and Cowper, Anatomists,” *Ann. Med. Hist.* VII (1935); pp. 113-29 mentions this copy. Garrison-Morton 386. Choulant-Frank p. 250. Dumaitre, *La Curieuse Destinée des Planches Anatomiques de Girard de Lairese* (1982). Hofer, *Baroque Book Illustration*, 146. Norman 231. Roberts & Tomlinson pp. 309-17. Russell, *British Anatomy*, 211. Wax, *The Mezzotint: History and Technique* (1990) 25-26. Wellcome II, p. 165. 40094

13. **Boissier, Henri (1762-1845).** Autograph letter signed to André Melly (1802-51). Geneva, 21 March 1822. 2pp. plus integral address leaf. 202 x 155 mm. Docketed. \$750

From Professor Henri Boissier, founder of Geneva's natural history museum, to the young Swiss businessman André Melly, acting as the museum's purchasing agent in England, regarding the purchase of insect specimens for the museum. Boissier informs Melly that the museum's collections have recently been augmented “par un don de coléoptères de M. le Dr. Peschier où il y a de bonnes choses, & par un achat de quelques bons papillons & insectes exotiques que m'a procuré M. Prévost” [by a gift of coleoptera from Dr. Peschier containing some good things, and by a purchase of several good butterflies and foreign insects from M. Prévost]. This last purchase “a un peu réduit la somme que la

*Neuroptères*  
 Panopae - celui d'Asie et de l'Asie  
 Hémiptères -  
 Termites ou fourmis blanches.  
 Stégans -  
 Libellules, orthoptères.

J'ai tenu dans les cas, de la République une amignée à l'entière  
 possible - Mais j'aimerais vous en voir une belle collection de l'Asie.  
 Répondre à présent, mon cher Monsieur, par quelle voie parviendra  
 j'espère m'y joindre un billet peu pesant; celle de la diligence nous  
 paraît la meilleure. mes livres commencent dans 15 ou 20 jours  
 nous allons les mettre à trois personnes, ainsi les rapprocher  
 un peu; toutefois, comme les ordres dont j'ai question ne touchent  
 pas sur les premiers, j'ai vu avec le ton de mes ordres de l'Asie  
 de les placer dans les casiers - Je pense que vous n'avez  
 aucunement besoin de nous en faire pas d'ordre de l'Asie  
 de Mr. Lebaron.


Ne voudrais-je pas avec autant de plaisir que vous le mot  
 de Mr. Saladin de l'Asie; en une partie publique, en une partie  
 grande pour la science en particulier; en une partie bien sûr pour  
 moi - Répondez-moi, si vous le pouvez, au plus tôt de Mr. Lebaron de  
 avoir l'assurance de mon dévouement, comme mes vœux les plus  
 la suite de tous vos projets -

*Boissier*

cours avait mit à ma disposition. Je ne peut donc vous faire payer pour le moment qu'un bon de f. 400 que je vous prie d'employer, comme vous le jugerai convenable, surtout en orthoptères, hémiptères & névroptères dont nous sommes très mal fournis" [has reduced somewhat the amount made available to me from the course. At this moment I can only pay you the sum of 400 francs which I urge you to use, as you see fit, primarily for orthoptera, hemiptera and neuroptera, which we greatly lack]. Boissier lists several species of each that he wishes to acquire, including "criquets & sauter[elles] exotiq[ues]" [foreign crickets and grasshoppers] and "termites ou fourmis blanches" [termites or white ants]. He instructs Melly to expedite the shipment of insects to him so that he will have enough time to unpack them and put them in cases.

"Dr. Peschier" may refer to Geneva native Charles Gaspard Peschier (1782-1853), a pioneer of homeopathic medicine in French-speaking countries. M. Prévost, another Genevan, was a founder of the firm of Prévost and Morris in London. Boissier's correspondent, André Melly, ended up settling in England in 1822 (the year that this letter was written), and becoming a prominent businessman in northern England. He acted as agent to the Viceroy of India and then to the Egyptian Government, dying of fever while on a tour of the Nile in 1851. 40466

14. **Bottin, Sébastien (1764-1853).** (1) Autograph letter signed to Admiral Sir [William] Sidney Smith (1764-1840). Paris, July 31, 1821. 1 page plus integral

  
 Société Royale des Antiquaires de France.  
 Glorie majorum.

Monsieur l'Amiral

votre confrère Monsieur Jullien a remis à la société royale des antiquaires  
 de France ce vote portant le fac simile et un exemplaire de la  
 description d'une plaque d'or portant inscription en langue et  
 caractères grecs, du temps du troisième des Ptolémées, qui fut  
 trouvée en 1818 dans les ruines de l'ancien Canopus, entre Rosette et  
 Aboukir en Egypte, monument qui vint sous le règne de  
 Méhémet Aly Pacha.

La société a été aussi flattée de cet hommage de votre  
 part, que contente de pouvoir encore insérer la copie et la  
 description dans le troisième volume de ses mémoires dont  
 l'impression est sur le point d'être terminée; elle me charge  
 de vous l'honneur de vous transmettre ses remerciements  
 et j'ai flatté de cette occasion de vous offrir l'hommage  
 de la haute considération avec laquelle j'ai l'honneur  
 d'être,  
 Monsieur l'Amiral,

votre très humble et très obéissant  
 Secrétaire  
 Le Doyen général de la  
 Société royale des Antiquaires de France  
*Sébastien Bottin*  
 Charles Leblond 36

Paris le 31 Juillet 1821. no  
 20

M. l'Amiral Sir Sidney Smith.

blank, on stationery of the Société Royale des Antiquaires de France. 317 x 219 mm. (2) Description d'une plaque d'or portant une inscription en l'ange et caractères grecs, du tems du troisieme des Ptolemés . . . Manuscript in an unidentified hand, possibly that of Smith. N.p., n.d. [1821]. 2-1/2pp. 309 x 202 mm. Minor marginal fraying and spotting, a few small tears along folds. \$1250

From the secretary of the Société Royale des Antiquaires de France to British Admiral Sir Sidney Smith, thanking Smith for the gift of a facsimile of an ancient Egyptian artifact. The original artifact, dating from the reign of Ptolemy III in the third century B.C.E., was a golden plaque measuring 6 x 2.5 inches, with an inscription in Greek commemorating Ptolemy III's dedication of a temple to Osiris. This plaque, discovered by Egyptian workers in the ruins of Canopus in 1818, came into the possession of Egypt's ruler, Mehmet Ali Pasha. Mehmet Ali sent the artifact to Admiral Sir Sidney Smith, who had played a major role in the defeat of invading French forces in Egypt during the Napoleonic Wars. Smith settled in France after Napoleon's final defeat at Waterloo and remained there for the rest of his life; it is thus not surprising that he presented his gift to a French institution rather than an English one.

Bottin's letter reads in part:

Notre confrère Monsieur Jullien a remis à la Société royale des antiquaires de France, de votre part, le facsimile et un exemplaire de la description d'une plaque d'or portant inscription en l'ange et caractères grecs, du temps du troisième des Ptolémées, qui fut trouvée en 1818 dans les ruines de l'ancien Canopus, entre Rosette et Aléxandrie en Egypte, monument que vous tenez de l'amitié de Méhémet Aly Pasha.

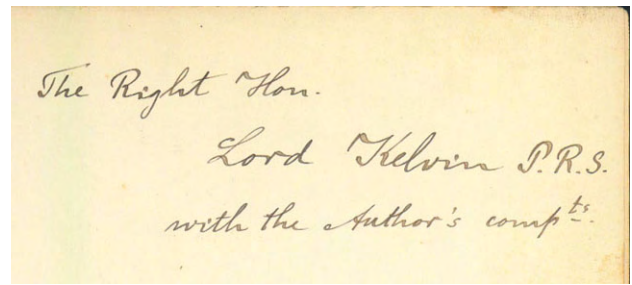
La Société a été aussi flattée de cet hommage de votre part, que contente de pouvoir encore insérer le calque et la description dans le troisième volume de ses mémoires dont l'impression est sur le point d'être terminée ; elle me charge d'avoir l'honneur de vous transmettre des remerciements.

[Our colleague Mr. Jullien has, on your behalf, sent to the Société royale des antiquaires de France a facsimile and copy of the description of a golden plaque bearing an inscription in Greek and in Greek characters, from the time of Ptolemy III, which was found in 1818 in the ruins of ancient Canopus, between Rosetta and Alexandria, which you have through the friendship of Mehmet Ali Pasha.

The Society was so pleased by your gift that it will insert the tracing and description in the third volume of its memoirs, which has nearly finished printing; they have given me the honor of transmitting their thanks.]

The enclosed manuscript description of the plaque and facsimile, possibly written by Smith, goes into further detail about the plaque and the circumstances of its discovery and provenance. It gives the dimensions of the original plaque ("6 pouces de longueur par 2 ½ de largeur") and translates the inscription as "Le Roi Ptolomé [fils] de Ptolomé et Arsinoé frères déifiés, et la Reine Berenice sœur et femme [du dit] [consacrent ou dédient] ce Temple, à Osiris" [King Ptolemy (son) of deified brothers (?siblings?) Ptolemy and Arsinoë, and Queen Berenice sister and wife (of same) (consecrate and dedicate) this temple to Osiris]. Also noted is the fact that the plaque was discovered "sur une pierre fondamantale, entre deux tuiles de matière vitrifiée" [on a foundation stone, between two glazed tiles], and that the glazes on the tiles, one blue and one green, had been analyzed by chemists to discover the nature of their coloring agents. 40473

15. **[Brahe, Tycho (1546-1601).] Dreyer, J. L. E.** Tycho Brahe: A picture of the scientific life and work in the sixteenth century. xvi, 405, [3, incl. pubs. ads.]pp. Frontispiece portrait (partly detached), 4 plates. 225 x 141 mm. Orig. cloth, gilt spine, a little



rubbed. Presentation copy, inscribed by the author on the half-title to **Lord Kelvin** (1824-1907): "The Right Hon. Lord Kelvin P. R. S. with the Author's compts."

\$750

**First Edition.** "The best single treatment of Tycho's life and work" (*Dictionary of Scientific Biography*). This copy bears the author's inscription to William Thomson, Lord Kelvin (1824-1907), one of the greatest physicists of the nineteenth century. 40318

16. **Bright, Richard (1789-1858).** (1) Fatal epilepsy, from suppuration between the dura mater and arachnoid, in consequence of blood having been effused in that situation. In *Guy's Hosp. Reports* 1 (1836): 36-40. (2) Cases and observations, illustrative of renal disease accompanied with the secretion of albuminous urine [part 1 only]. In *ibid.*, 338-400. (3) Observations on jaundice. In *ibid.*, 604-37. Whole volume, 8vo. [4], xii, 188, [8], 189-414, [14], 415-660, [24]pp. 29 plates (some hand-colored). London: Samuel Highley, 1836. 216 x 135 mm. Half calf, marbled boards c. 1836, rebacked, a bit rubbed. Minor browning and foxing, some of the plates trimmed a little closely touching some keywords and images, otherwise very good. \$3750

**First Editions** of these three papers, the first containing the earliest description of unilateral ("Jacksonian") epilepsy (Garrison-Morton 4811); the second representing the first part of Garrison-Morton 4207, in which Bright recorded his extended observations of kidney disease; and the third containing the original description of acute yellow atrophy of the liver (Garrison-Morton 3617). The second part of Bright's paper on kidney disease was published in *Guy's Hospital Reports* 5 (1840): 101-61.

Volume 1 of *Guy's Hospital Reports*, in which Bright's three papers appear, contains more Garrison-Morton citations than any other single journal volume—eight in all. Besides those mentioned above, there are the following: (1) **Astley Cooper**, "Case of femoral aneurism for which the external iliac artery was tied" (pp. 43-52; Garrison-Morton

CASE 11.—Fatal Epilepsy, from Suppuration between the Dura Mater and Arachnoid, in consequence of Blood having been effused in that situation.

Philip Dennis, aged 37, was admitted, under my care, July 1, 1835. He was a spare thin man, who had been subject to an affection of the larynx; and was in St. Thomas's Hospital some time before, with a sore over the right eye; which, from the appearance of the scar, now perfectly healed, was probably of a syphilitic character. He was, however, in a fair state of health, so as to gain his livelihood by labour and was occupied in turning a wheel with much force, exactly one week before the time of his admission into the hospital, when, suddenly, his right arm was affected with a kind of cramp; and this feeling seemed to rise towards his face: he then fell insensible, and came to himself in about three-quarters of an hour. On recovering from the fit, he was able to raise his right hand almost as well as ever, and continued to work the whole of that day and the next; but on the following day, whilst sitting at work, he again fell in a fit; and, after being in a deep sleep for some hours, awoke very weak, but still retained the use of his arm. He remained free from any other attack for three days; but on the fourth, which was the day before his admission, about four o'clock in the afternoon, he was again attacked, and had seven fits before ten o'clock at night. Since that time the right arm had been weak, and affected with a tingling sensation, but not paralyzed. The leg of that side was free.

If you have received Bree's Packet  
I wish you wd get ready by  
Wednesday a short notice on  
its contents to be read after  
my paper - which I will conclude  
with saying, if you will  
permet me, that you & Dr  
Brown have undertaken the  
botanical examination of  
the nature of the fossil  
plants found in this locality  
I shall also have a notice on the  
System of Keuper in several  
parts of Britain  
Wm Buckland is well &  
writes in kindest regards  
with yours & long stay  
Wm Buckland  
Wm. BUCKLAND

2954); (2) **Cooper**, "Account of the first successful operation, performed on the common carotid artery, for aneurism, in the year 1808 . . ." (pp. 53-58; G-M 2955); **Cooper**, "Some experiments and observations on tying the carotid and vertebral arteries, and the pneumo-gastric, phrenic and sympathetic nerves" (pp. 457-75, 654; Garrison-Morton 2956); (4) **Charles Aston Key**, "Femoral aneurism successfully treated by a ligature of the external iliac artery" (pp. 59-78; G-M 2957); and (5) **Thomas Wilkinson King**, "Observations on the thyroid gland, with notes on the same subject by Sir Astley Cooper," anticipating the endocrine action of the thyroid (pp. 429-56; Garrison-Morton 1126). 38075

17. **Buckland, William (1784-1856)**. Autograph letter signed to Charles Stokes (1783-1853). N.p., 27 Oct. 1836. 3pp. 228 x 187 mm. Small marginal lacuna where seal was broken, light dampstaining along central fold, seal reinforced with clear tape. \$2750

Letter with excellent scientific content from geologist and paleontologist William Buckland, founder of the Oxford school of geology and author of the best-selling *Reliquiae Diluvianae* (1823), which promoted a catastrophist version of Earth's history marked by "discontinuous assemblages of organic life being created and dying out" (*Dictionary of Scientific Biography*). Buckland's letter discusses a significant geological discovery—the relationship between the New Red Sandstone strata in England and in Chemnitz, Germany, based on samples of petrified wood found in both regions.

Many thanks for your letter rec'd at Bristol — I was sorry to miss you in the 12 day I was in London last week. I write to ask if you have rec'd from Revd. Mr. Bree of Allesley near Coventry some polished thin slices of silicified wood which he promised me to send up to you. I was at Allesley last week whither I have been longing to go for the last 10 years & have ascertained that the matrix from which the silicified wood in the gravel & on the surface of the fields of that district has been derived is the lower region of the New Red Sandstone — this discovery is very important in its relation to the equivalent strata near Chemnitz.

Chemnitz is the site of a Permian-era petrified forest, remarkable for its "outstanding three-dimensional preservation of particularly large fossil remains, made possible by siliceous permineralization, [which] provides the opportunity to study the gross morphology, anatomy and internal organization of plant tissues in a way not allowed by other preservational states" (Lucas et al., p. 8). Bree's samples from Allesley were apparently of a similar nature.

I shall present a notice of my evidence of identification, to the Geol. Soc. next Wednesday & I shall be glad to transfer to yourself & Brown the examination & description of the nature of the fossil woods of Allesley. I recognized in Bree's collection which is very large, none of the palms and Dendrolites of Cotton and Sprengel all appeared to be nearer to Coniferae but in the greater no. the annular rings of growth were very obscure. If you have received Bree's packet I wish you

wd. get ready by Wednesday a short Notice on its contents to be read after my paper which I concluded with saying, if you will permit me, that you & R.

Brown have undertaken the botanical examination of the nature of the fossil plants found in the locality. . . .

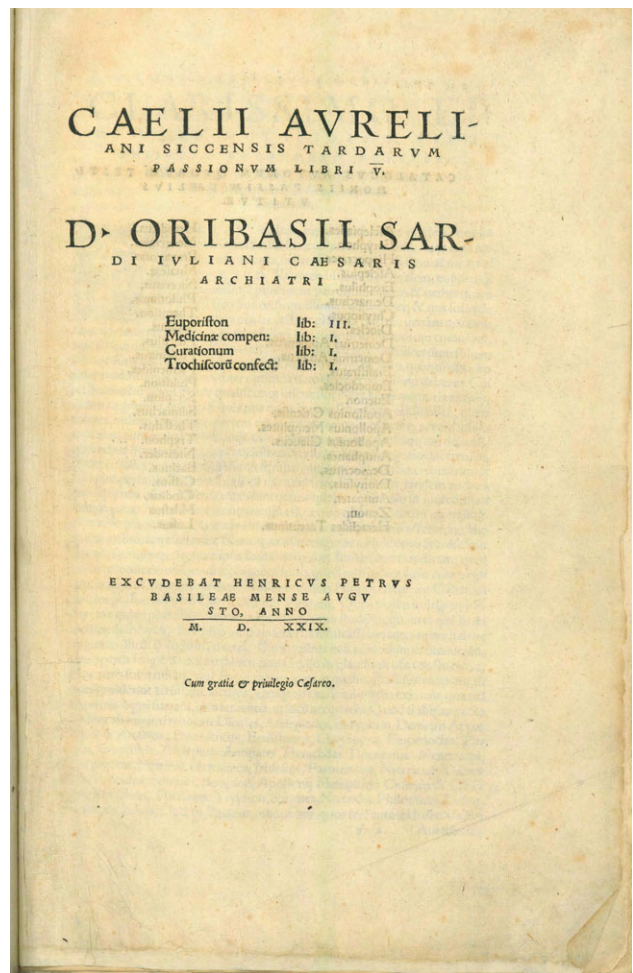
“R. Brown” refers to botanist Robert Brown (1773-1858), best known for naming the cell nucleus and for being the first to observe the seemingly random movement of particles suspended in a liquid or gas — what we now call Brownian motion. Brown’s investigations of the cellular tissues of fossilized woods are noted in Buckland’s *Geology and Mineralogy Considered with Reference to Natural Theology* (1836), published the same year this letter was written. Rev. William Thomas Bree (1786-1863), vicar of All Saints’ church in Allesley, was a noted observer of all aspects of natural history who wrote many articles and letters on local plants, insects and bird life, a large number of which were published in *Loudon’s Magazine of Natural History* between 1829 and 1837. Buckland’s correspondent was Charles Stokes, a stockbroker and amateur geologist who collected specimens of petrified wood.

Buckland stated in his letter that he would present his “notice of my evidence of identification” to the Geological Society on the following Wednesday (Nov. 1); however, he did not do so until December 14 (see *Proceedings of the Geological Society of London* 2 [1838]: 439). Buckland’s paper, titled “On the Occurrence of Silicified Trunks of Large Trees in the New Red Sandstone Formation of Poikilitic Series, at Allesley, near Coventry,” was followed by “Further Notice on a Partially Petrified Piece of Wood from an Ancient Roman Aqueduct at Eilsen, in the Principality of Lippe-Buckeberg,” by Stokes. Lucas et al., “Non-Marine Permian Biostratigraphy and Biochronology: An Introduction,” *Geological Society, London, Special Publications* 265 (2006): 1-14. 40462

### *The High Point of Graeco-Roman Medical Achievement*

18. **Caelius Aurelianus (fl. 5th cent. A.D.).** Caelii Aureliani Siccensis tardarum passionum libri V. D. Oribasii Sardi Iuliani Caesaris archiatri Euporiston . . . Medicinae compen: . . . Curationum . . . Trochiscoru[m] confect.: . . . Folio. [20], 345 (i.e., 245) [1]pp. Basel: Henricus Petrus, August 1529. 310 x 200 mm. Old (16th cent.?) vellum-covered boards, a little worn and stained, rebaked in 16th-century style. Gutter & lower margins of title-leaf skilfully repaired, occasional browning & foxing, 1 or 2 small tears skilfully mended. Old marginal notes in ink on several leaves, mostly in the beginning. Very good copy.


\$4750



**Editio Princeps.** “From a clinical point of view, the two works of Caelius Aurelianus, based on Greek originals by Soranus of Ephesus now lost, represent the *high-point of Graeco-Roman medical achievement* [emphasis ours].” The Greek physician Soranus of Ephesus, one of the most important medical practitioners in the Roman Empire of the second century C.E., was a member of the methodist school of medicine, which rejected the theory of humors in favor of one based on atomism; it was this school that first developed the useful distinction between chronic and acute diseases, which Soranus detailed in his *Peri oxeon kai chronion pathon*. This work is now lost, so that Caelius’s Latin rendition represents the *only extant version* of this important treatise.

The present work, containing only the books on chronic disease, marks the first appearance in print of any part of Caelius’s Latin version of Soranus (a partial edition of the books on acute disease, edited by Johann Guintere von Andernach, was published in Paris by Simon de Colines in 1533; and the first complete edition of the books on chronic and acute disease was published in Lyons in 1566). *Tardarum passionum* contains one of the best early descriptions of epilepsy (Garrison-Morton 4808.1), including its convulsive and comatose forms; see Temkin, *The Falling Sickness*

(2nd ed. 1971), which cites Caelius's work more than thirty times in its discussion of epilepsy in antiquity. Also included is Caelius's discussion of insanity, which represents the most sensible and humane treatment of this disorder among the ancient medical writers; see Garrison-Morton 4915.1. Published with Caelius's text are some excerpts from the writings of the Greek physician Oribasius (fl. 4th cent. A.D.), best known for his medical compendium *Iatrikai synagogai* (Collectiones medicae). Garrison-Morton 1959.1: D.S.B. Garrison, *Hist. Neur.*, p. 22. Norman 386. Stillwell 528. 29265

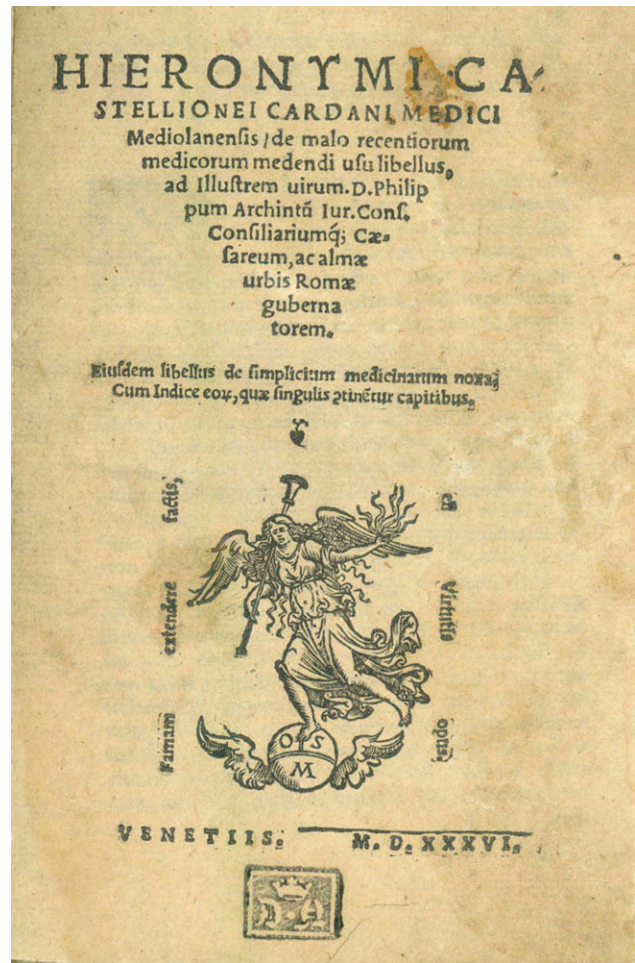


19. **Carpenter, William B. (1813-85).** Portrait photograph from *Photographic Portraits of Living Celebrities* (London, 1856-60). 304 x 254 mm. Light brown-tinging at edges. \$1750

Portrait of English physiologist and naturalist William B. Carpenter, from Maull and Polyblank's *Photographic Portraits of Living Celebrities* (1856-60). Carpenter performed valuable researches in marine zoology and in comparative neurology, and is recognized as one of the founders of the modern theory of the adaptive unconscious—he observed that the human perceptual system and the mechanism of human thought operates almost completely outside of conscious awareness. 40210

*First Description of Typhus & a Rickettsial Infection*

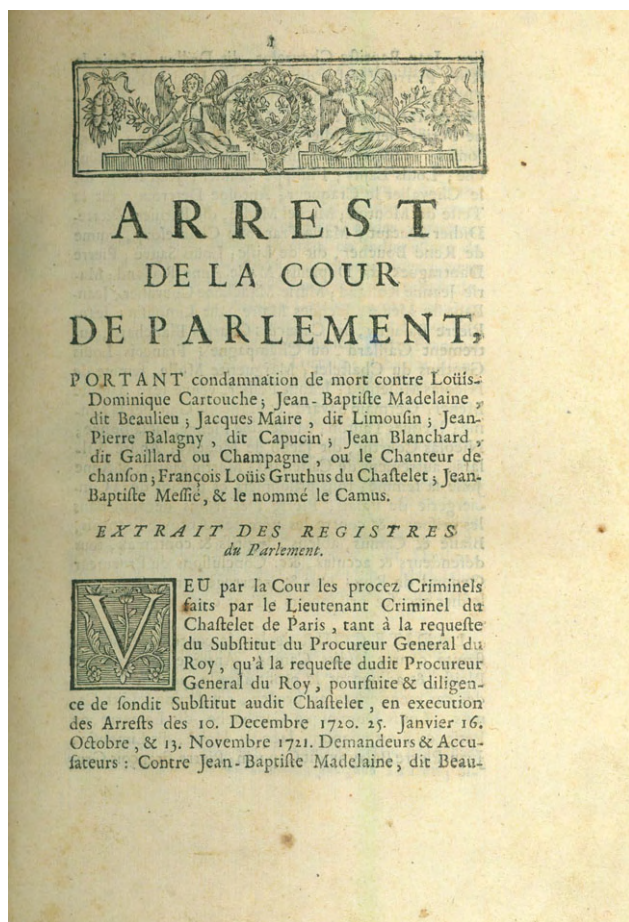
20. **Cardano, Girolamo (1501-76).** De malo recentiorum medicorum medendi usu libellus . . . Eiusdem libellus de simplicium medicinarum noxa. 8vo.



105, [7]pp. (last leaf blank). 146 x 97 mm. Modern limp vellum, 16th century style. Faint staining on first & last leaves, slight browning, some printed glosses minutely cropped, but still fine. Small old armorial stamp on title & colophon. A few 16th century annotations. Venice: Ottaviano Scoto, 1536.

\$4750

**First Edition** of the first description of typhus, and of a Rickettsial infection. Cardano called it “morbus pulcaris” or “flea-like disease” because the spots in typhus resemble flea-bites. The description is found in *De malo recentiorum medicorum medendi usu*, which translates as “On the bad practices of modern physicians.” Not distinguishing typhus from measles is the thirty-sixth “fatal error” of the physicians. *De malo* was Cardano's first book; it sold very well, except among the physicians whose colleague Cardano wanted to become. Cardano's criticisms, however, put sufficient pressure on the Milan physicians that they offered him some concessions, and this in turn opened the way to triumph for Cardano, who rose to the second most prominent physician in Europe after Vesalius. *This book is extremely rare*; the great medical collectors had later editions (Waller and Cushing) or none (Osler). Garrison-Morton 5370. Ore, *Cardano* (1965)12-13. Major 161-64. Durling 841. 13193



### *Crime and Punishment During the Ancien Régime*

21. **[Cartouche, Louis Dominique Bourguignon (1693-1721).]** Collection of 76 official court records relating to the arrests, trials, sentences and executions of Cartouche and members of his criminal gang. Various places and publishers, 1721-22. **With:** 62 documents, including official arrest and sentencing records, relating to crimes committed in France in the 17th and 18th centuries. Various places and publishers, 1676, 1716 and 1727-64. **138 documents in total.** Various sizes (mostly 4to). 247 x 177 mm. Bound together in one volume, 18th cent. mottled calf, gilt spine, leather label, light wear. Minor foxing, a few leaves repaired, but overall fine. Manuscript notations on a few leaves. Manuscript label reading “Ex libris C. T. Noël du Payrat” on front pastedown, referring either to French jurist Pierre Théodore Noël du Payrat (1761-1832) or a member of his family; see below. Complete listing available. \$18,500

An extraordinary collection of 17th and 18th century French legal documents and other papers on specific crimes

committed in France during this period. Over half the documents relate to the arrests, trials and punishments of Louis Dominique Bourguignon, called Cartouche, and his notorious “Cours des Miracles” gang of criminals. One of France’s most famous outlaws, Cartouche has been portrayed (and romanticized) in countless stories, plays, songs and films, including the 1962 film “Cartouche,” starring Jean-Paul Belmondo and Claudia Cardinale. His crimes and those of his followers are exhaustively detailed in this collection, which consists chiefly of documents issued by the Cour de Parlement de Paris, the *ancien régime’s* primary legislative and judicial body.

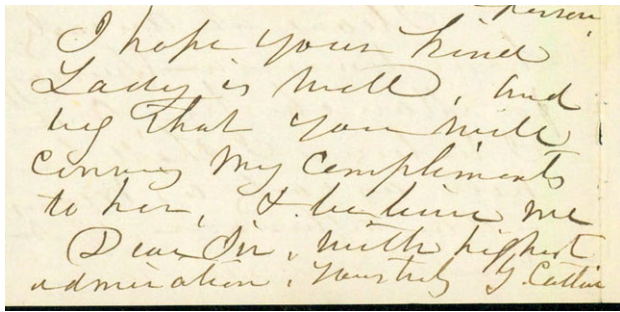
Cartouche was the son of a wine merchant. After expulsion from school he became the head of a gang in Normandy, and then served for a time as a police informant before joining the army. Upon leaving the army, Cartouche and some of his fellow soldiers formed a new criminal gang, headquartered in the Cours des Miracles, a notorious Parisian slum. The Cours des Miracles gang, which appears to have had over one hundred members (both male and female), was an early example of organized crime in France: Cartouche had himself elected leader, and punished challenges to his authority with death. Members of Cartouche’s gang terrorized the city with almost daily robberies and murders; they were especially feared for their attacks on carriages traveling from Versailles to Paris.

Betrayed by one of his accomplices, Cartouche was arrested on January 6, 1721 and thrown into prison. Believing that his gang would rescue him, he at first refused to divulge any information to the authorities, even when subjected to the *question extraordinaire*, a particularly brutal form of judicial torture. Cartouche was scheduled to be executed on November 27, 1721, and hoped for rescue up until the last minute; however, when he finally realized his gang had broken faith with him, he begged the officiating priest for a reprieve so that he, in turn, could betray his former associates. On November 28, after making his confession, Cartouche was broken on the wheel (*rompu vif*), the standard execution for robbers and brigands in 18th-century France. One of the documents in the collection, dated November 26, 1721, records the death sentence given to Cartouche and seven of his associates by the Cour de Parlement de Paris.

After Cartouche’s execution, most of the remaining Cours des Miracles gang members were arrested and tried for their crimes, which included murder, armed robbery, breaking and entering, stealing from churches and royal residences, receiving stolen goods, and harboring other criminals. These proceedings, which took place at the Cour de Parlement de Paris in the summer and fall of 1722, are recorded in documents in the collection. The sentences included hanging, being burned alive, the wheel, branding, whipping, the stocks, banishment and the galleys.

Of the remaining documents in this collection, the most interesting are a defense of the notorious Marquise de Brinvilliers (no. 1), executed in 1676 for poisoning her family; the arrest records of Robert-François Damiens (no. 130), drawn and quartered in 1757 for attempting to stab Louis XV, and of Damiens's family (no. 131), arrested and punished for their association with him; and a record of the judgment against the famous French smuggler and bandit Louis Mandrin (no. 122). The remaining documents record arrests and punishments for diverse crimes, including theft, pimping, infanticide, fraud, heresy, and refusing a dying person the last rites.

This remarkable collection on crime may have been assembled by Pierre Théodore Noël du Payrat, seigneur de Razat (1761-1832), jurist, King's counsel, acting procurer general of the Parlement of Paris, delegate from the Dordogne to the États généraux in 1789, and member of the Council of Five Hundred. Noël de Peyrat's descendants still maintain the Chateau de Razat and its important library of books on jurisprudence. 39858

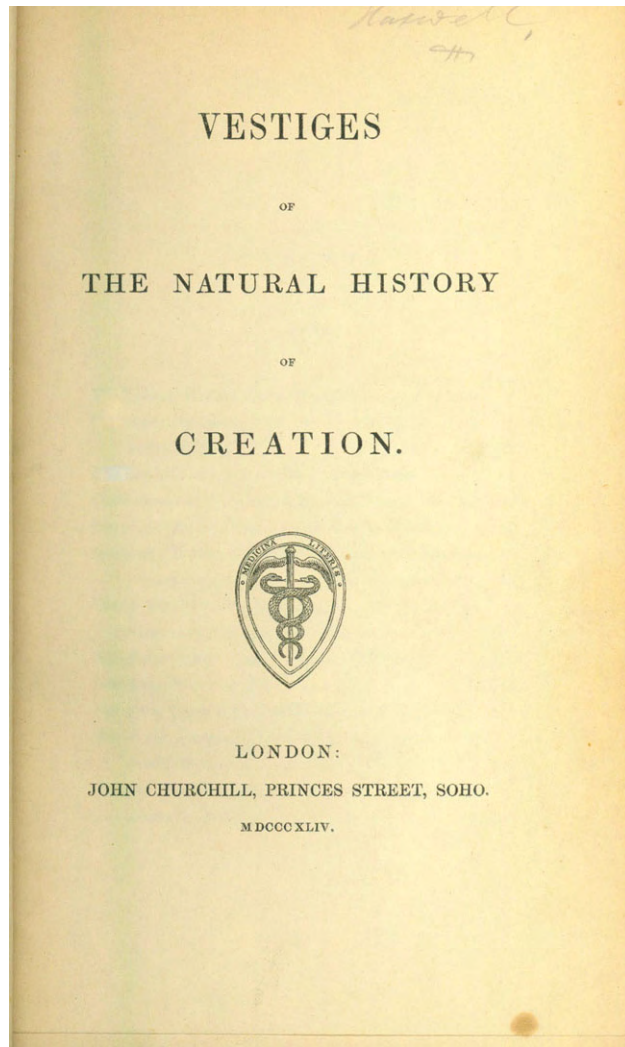


22. **Catlin, George (1796-1872).** Autograph letter signed to an unidentified correspondent. N.p., n.d. ("Monday evening"). 2-1/2pp. Tiny pin-holes in gutter margin, traces of mounting on blank verso of second leaf. \$750

From the noted American painter, famous for his portraits of Native Americans in the Old West. Catlin's letter was most probably written in the 1840s, when he was touring England and Europe with his "Indian Gallery" of paintings and artifacts.

Returning too late from Preston I could not reach your house on Sunday evening & my avocations since have been such as to prevent me as yet from calling on you. I leave at an early hour tomorrow (Tuesday) for Manchester . . . I am anxious to visit the Earl of Derby on my return, and to gain an interview . . .

Letters from Catlin are *rare*. 40489



*First Full-Length Exposition in English of an Evolutionary Theory*

23. **[Chambers, Robert (1802-71).]** Vestiges of the natural history of creation. vi, 390pp. London: John Churchill, 1844. 204 x 122 mm. Original blind-stamped cloth, gilt-lettered spine, rebacked preserving most of the original spine. Light toning.

\$4500

**First Edition** of the first full-length exposition in English of an evolutionary theory of biology; it was the most sensational book on its subject to appear prior to Darwin's *On the Origin of Species*. By stating the case for evolution in a manner comprehensible to the general public, if not acceptable to the scientific community, Chambers's book absorbed the worst of the general public opposition to the concept, thus helping to prepare the way for the *Origin*. Chambers's work was one of the greatest scientific best-sellers of the Victorian age, going through at least twelve large editions in

England, numerous American editions, and several foreign-language translations.

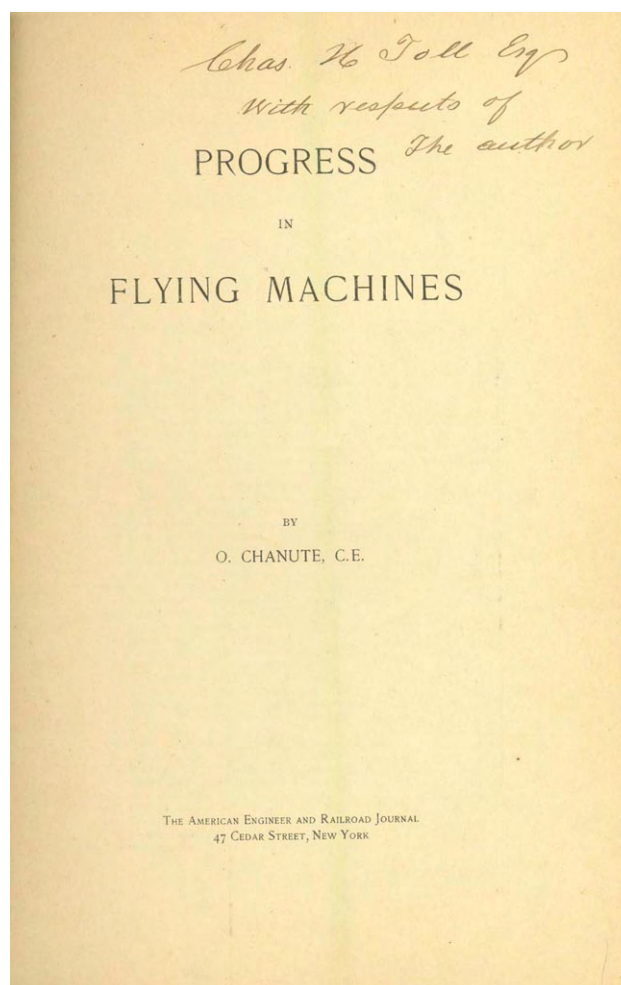
Chambers's *Vestiges* has an important connection not only to the history of biology but to the history of computer science, as it played a significant role in transmitting some of Charles Babbage's pioneering ideas on programming and coding mathematical operations. Babbage, in his *Ninth Bridgewater Treatise* (1837), had likened the Creator to a kind of master computer programmer (although this term did not exist in Babbage's time), and the operations of the universe to a gigantic program whose myriad changes over time had been set up from the very beginning. Babbage's ideas were alien to most of the Victorian public, since virtually no one in Babbage's time was accustomed to thinking in terms of a programmed series of mathematical operations. However, Babbage's ideas about natural laws resembling "programs" received a much wider audience through the *Vestiges*. The thirteenth chapter of *Vestiges*, entitled "Hypothesis of the development of the vegetable and animal kingdoms," is devoted to the question of how the earth's most complex organisms could have evolved from its simplest, given the observed fact that "like begets like." On pages 206-211 of the 1844 edition, Chambers showed that evolutionary change occurring over long periods of time could be seen as similar to the workings of Babbage's Difference Engine, programmed from the beginning of its operation to produce in sequence several different series of numbers according to a succession of mathematical rules. This is one of the very earliest references to computing within the context of biology.

During the whole time which we call the historical era, the limits of species have been, to ordinary observation, rigidly adhered to. But the historical era is, as we know, only a small portion of the entire age of our globe. We do not know what may have happened during the ages which preceded its commencement, as we do not know what may happen in ages yet in the distant future. All, therefore, that we can properly infer from the apparently inevitable production of like by like is, that such is the ordinary procedure of nature in the time immediately passing before our eyes. Mr. Babbage's illustration powerfully suggests that this ordinary procedure may be subordinate to a higher law which only *permits* it for a time, and in proper seasons interrupts and changes it (Chambers 1844, 211).

*Origins of Cyberspace* 55. 40487

*First Organized and Published  
Collection of Aviation Research—  
Presentation Copy*

24. **Chanute, Octave (1832-1910).** Progress in flying machines. iv, [2], 308pp. Text illustrations. New York: American Engineer and Railroad Journal,



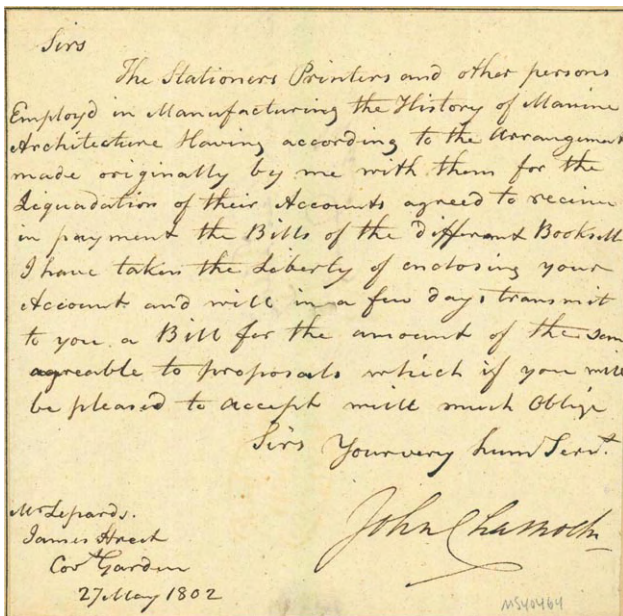
[1894]. 220 x 149 mm. Original cloth stamped in gilt and blind, light wear at extremities and corners. Light toning, but very good. *Presentation copy, inscribed by Chanute* on the title: "Chas. H. Toll Esq. with respects of the author." Halftone photograph of Chanute tipped to front pastedown. \$6000

**First Edition** of the first organized and published collection of aviation research—a work which profoundly influenced the Wright Brothers. This is the only inscribed presentation of this rare work we have seen in more than forty years in the book trade.

Chanute, a brilliant and innovative railroad engineer, first became interested in aviation in 1875, and after his retirement in 1890 devoted all of his time to promoting this new science. He began collecting data from flight researchers all over the world, which he published in a series of articles in *The Railroad and Engineering Journal* between 1891 and 1893. A year later Chanute's articles were published in book form as *Progress in Flying Machines*, a work that represents the first organized and published collection of aviation research. In collaboration with other researchers, Chanute also conducted several experiments with various types of

gliders, concluding from these investigations that the best way to achieve extra lift without a prohibitive increase in weight was to stack several wings one above the other. This led him to design the unmotorized Chanute biplane, upon which the Wright brothers based their first glider. Chanute and the Wright brothers became acquainted in 1900, when Wilbur Wright wrote to Chanute after reading *Progress in Flying Machines*. Chanute visited Kitty Hawk several times and helped to publicize the Wrights' work.

There were two prominent American men named Charles H. Toll at the turn of the twentieth century: a former state attorney general of Colorado, and an important Southern California financier. Because Chanute used the expression "Esq." after Toll's name it is more likely that the recipient was the former attorney general. 40400



25. **Charnock, John (1756-1807)**. Autograph letter signed to Mr. [J. P.] Lepard. N.p., 27 May 1802. 1 page. 150 x 152 mm. Offered with an engraved portrait of Charnock measuring 162 x 128 mm.

\$950

From the author of *A History of Marine Architecture* (1801-1802) to the publisher J. P. Lepard, regarding payment for printing costs of the *History*:

The Stationers Printers and other persons employd in manufacturing the History of Marine Architecture having according to the arrangement made originally by me with them for the liquidation of their accounts agreed to receive in payment the bills of the different booksellers. I have taken the liberty of enclosing your account and will in a few days transmit to you a bill for the amount of the same agreeable to proposals which if

you will be pleased to accept will much oblige Sirs your very hum. srvt. John Charnock.

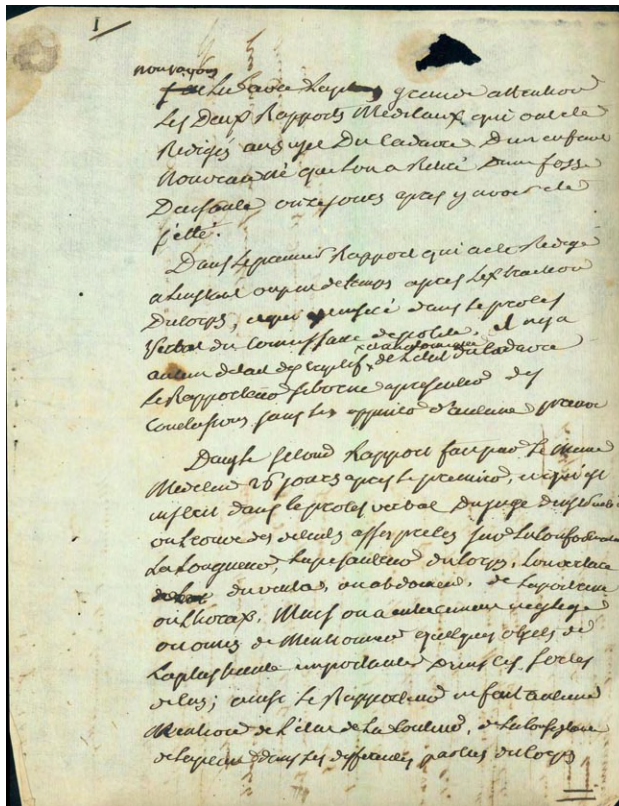
Charnock's *History of Marine Architecture* was the first serious study of British naval architecture. Written at the start of the Napoleonic Wars, Charnock's work "followed the opinions of sea officers in over-praising French ships and designs at the expense of their British equivalents establishing a tradition that has only recently been reassessed" (*Oxford Dictionary of National Biography*). Leopard is not listed in the imprint of Charnock's work, but was evidently involved in some aspect of its production. 40464

### *Critique of Two Forensic Medical Reports on the Death of an Infant Written on the Back of Recamier's Humorous Invitation to Dinner*

26. **Chaussier, François (1746-1828)**. Autograph manuscript draft. 10pp. on 10 numbered leaves. [Paris:] 3 February 1822. Written on the backs of several printed and manuscript documents, including the following: **Recamier, Joseph (1774-1852)**. Autograph letter signed to Chaussier. 1 page plus integral address leaf. [Paris:] 17 January 1822. Together two items. 254 x 201 mm. A few lacunae where seals were broken, a few pin-holes, minor marginal fraying, but very good. \$3500

Chaussier, a pioneer in forensic medicine, introduced the teaching of legal medicine in France in 1790. He began his medical career in Dijon, where he taught anatomy, chemistry and material medica at the Dijon Academy. In 1794, at the request of the French government, Chaussier went to Paris to help reorganize the country's system of medical education through the creation of the Écoles de Santé. He afterwards served as professor of anatomy in the new school, taught the course of chemistry and medicine at the École Polytechnique, and worked as a physician at the Hospice de la Maternité, where he conducted research on teratology and forensic medicine. During his long and distinguished medical career Chaussier earned a reputation as an expert in legal medicine, giving consultations, writing forensic reports, and publishing several works on the subject, including *Manuel médico-légal des poisons* (1824), *Recueil de mémoires, consultations, et rapports sur divers objets de médecine légale* (1824) and *Mémoire médico-légal sur la viabilité de l'enfant naissant* (1826).

This is the only autograph manuscript by Chaussier we have handled in more than forty years of trading. It is also the only manuscript we have ever handled in which the author wrote his draft on the back of other documents. The manuscript is a draft of a review of two earlier medical reports concerning the case of a newborn infant found dead in a



cesspool. Chaussier's handwriting is difficult to read, and we have not been able to decipher all of the draft; however, we have been able to determine that much of the draft is devoted to discussing the state of the dead infant's lungs, in an attempt to determine whether the infant had begun to breathe before its demise. Chaussier describes the appearance of the lungs of dead infants in similar cases:

Un enfant naissant meurt quelques minutes après avoir respiré et dans ces cas, dont nous avons souvent des exemples à l'hospice de la maternité, les poumons sont toujours développés, rosés, crépitants, leur poids [...] et lors qu'on les met dans l'eau ils submergent complètement.

[A newborn infant dies several minutes after having breathed and in these cases, of which we often have examples at the Hospice de la Maternité, the lungs are always developed, pink, crepitant, their weight [...], and when one puts them in water they always sink completely.]

And elsewhere:

Mais remarquons . . . selon qu'un enfant est mort après avoir respiré, faut-il donc en conclure ainsi qu'on le fait trop souvent que cet enfant a été tué.

[But note. . . if a child died after breathing, it should be concluded as one does too often that this child was killed.]

He also notes that the infant's umbilical cord was not present, and mentions the possibility that gas present in the infant cadaver's lungs might be the result of putrefaction, given the fact that the body had been in the cesspool eleven days before its discovery.

Chaussier wrote this draft of his report on the backs of several printed or manuscript documents, including a letter sent to him a few weeks earlier by Joseph Recamier, chief physician at the Hôtel-Dieu, a pioneer in gynecological surgery (see Garrison-Morton 6033), and a cancer specialist who came up with the modern definition of metastasis. The letter reads as follows:

Monsieur et très honoré collègue,

On doit traiter une question de médecine légale au sujet d'un chevreuil et d'une dindonneau truffée trouvés morts chez Gri[...] rue neuve des petits champs no. 4. La séance s'ouvrira par une discussion sur les empoisonnements par les huitres le 24 jvr. courant à 3h et ½. On écoutera avec soin la question des champignons malgré les favorites [...] du docteur [?poulet].

Voyez, si vos affaires vous permettent d'être du [...] dans des questions aussi importantes. Ce sera pourtant la [...] et pour moi en particulier un plaisir de plus. J'ai l'honneur d'être parfaitement Monsieur et cher maître votre très humble serviteur Recamier.


[We must deal with a question of forensic medicine in the matter of a deer and of a young truffle-stuffed turkey found dead at Gri[...]’s, rue neuve des Petits Champs no. 4. The session will begin with a discussion on oyster poisoning on the 24th of this January at 3:30. We will consider carefully the question of mushrooms despite the favorite [...] of doctor [?chicken].

See if your affairs will allow you to be [...] on such important questions. This will yet be [...] and for me in particular an additional pleasure. I have the honor to be, Monsieur and dear master, your very humble servant, Recamier.]

Recamier's letter is most likely a jocular invitation to dinner, referring humorously to a proposed forensic investigation into the deaths of a deer and a truffle-stuffed turkey, a discussion of poisoning by oysters, and "the question of mushrooms." Burton, *Napoleon and the Woman Question* (2007), pp. 97-98. 40393

27. **Clavius, Christophorus (1538-1612).** In *sphaeram Ioannis de Sacro Bosco commentarius*. Venice: apud Io. Baptistam Ciottum, 1603. 4to. [32], 483, [1] pp. Woodcut text illustrations. Limp vellum c. 1603. Minor foxing and toning, but very good.

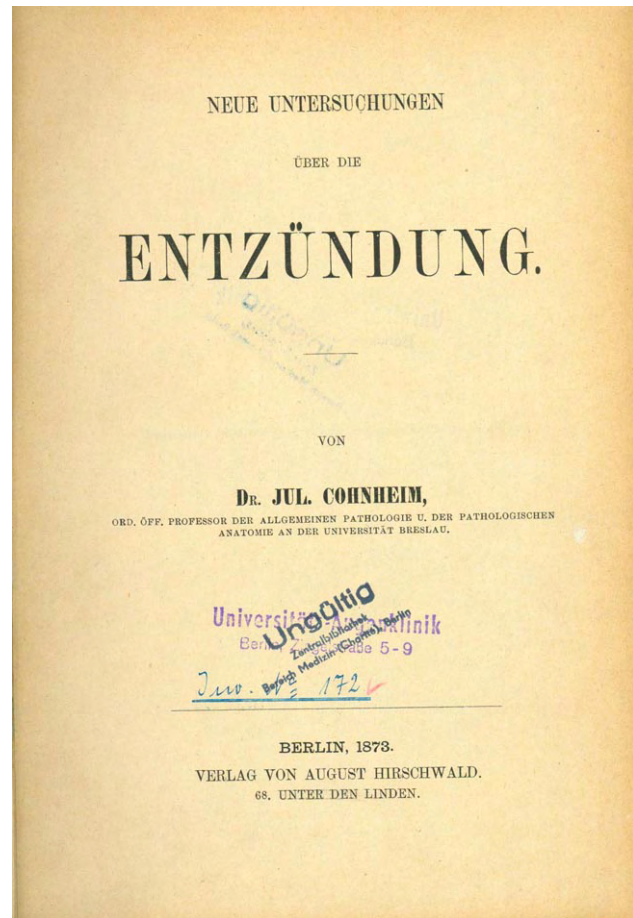
\$2500



Seventh edition of this very widely used textbook. Clavius, a member of the Jesuit order, was one of the most respected astronomers in Europe. He was the main architect of the Gregorian calendar (which we use today). His commentary on the *Sphaera* of Sacrobosco, first published in 1570, demonstrates his adherence to the geocentric model of the universe sixty years after publication of Copernicus' *De revolutionibus*. 40331

28. **Cohnheim, Julius (1839-84).** (1) *Neue Untersuchungen über die Entzündung*. [4], 85 [[3]pp. Berlin: A. Hirschwald, 1873. **Bound with:** (2) *Untersuchungen ueber die embolischen Prozesse*. [8], 112 [2]pp. Folding chromolithographed plate. Berlin: A. Hirschwald, 1872. Together 2 vols. in 1, 8vo. 224 x 152 mm. Half cloth c. 1873, a little rubbed, paper label with library shelf-mark on spine. Lightly browned, otherwise very good. Early owner's signature on flyleaf, library stamps on endpapers, title of first work, and a few other leaves. \$1500

**First Editions.** Cohnheim, a pupil of Virchow, was one of the foremost pathologists of the 19th century. His work on inflammation, described in (1) above, showed one of the essential characteristics of inflammation to be the passage of blood leucocytes through the capillary walls and their



accumulation at the site of the injury. In (2), Cohnheim set forth the doctrine of infarction as the result of occlusion of terminal arteries, overturning the previous theory that the phenomenon was due to capillary occlusion in the region involved. Long, *Hist. Path.*, pp. 159-61. Garrison-Morton 2302 & 3010. Bedford 907 (*Embolischen Prozesse*). Waller 2047 (*Entzündung*); 2050 (*Embolischen Prozesse*). 29300

### *Baroque Anatomy*

29. **Cowper, William (1666-1709).** The anatomy of humane bodies. . . . Folio. [72]ff. including mezzotint portrait by Smith after Closterman, allegorical engraved title attributed to **Abraham Bloteling** (1640-90) with pasted-on English title in cartouche as usual, second engraved title with vignette by Sturt. 114 plates (2 folding, 105 designed by **Gérard de Laresse** [1640-1711] & probably engraved by Bloteling, 9 mostly drawn & engraved by M. van der Gucht. London: Sam. Smith & Benj. Walford, 1698 [printed at the Sheldonian Theater, Oxford]. 569 x 353 mm. Pan-eled calf c. 1698, rebacked, corners repaired, endpapers renewed, some rubbing & wear. Portrait, which is




often missing, mounted as always, tears in folding plates and a few other plates repaired, some dust-soiling (especially to portrait) & fraying, light foxing & spotting as in virtually all copies due to mineral deposits in the paper. Very good copy. Early owner's inscription on flyleaf: "Olim liber Rob. Lynch / Nunc autem Geo. LeGrand." \$15,000

**First Edition in English** of the original plates designed for **Govert Bidloo** by Gérard de Lairesse, a painter who rivaled Rembrandt in popularity in his time. **We are offering the original edition of Bidloo's atlas as number 12 in the present catalogue.** Bidloo's text, however, was widely criticized, and possibly because of this Cowper acquired 300 sets of the original engravings to accompany an entirely new text in This reissue was *limited to 300 copies*. The new English text was clearly superior, and the basis for later Latin editions, and Cowper also commissioned nine excellent additional plates for the edition. However, Cowper, did not acknowledge Bidloo, even going so far as to paste over Bidloo's name with his own in the cartouche on the engraved allegorical title. This action resulted in a bitter plagiarism

dispute between the two, one of the most famous in medical history. In 1700 Bidloo went so far as to publish his *Gulielmus Cowper, criminalis literari citatus, coram tribunali* attacking Cowper in considerable detail.

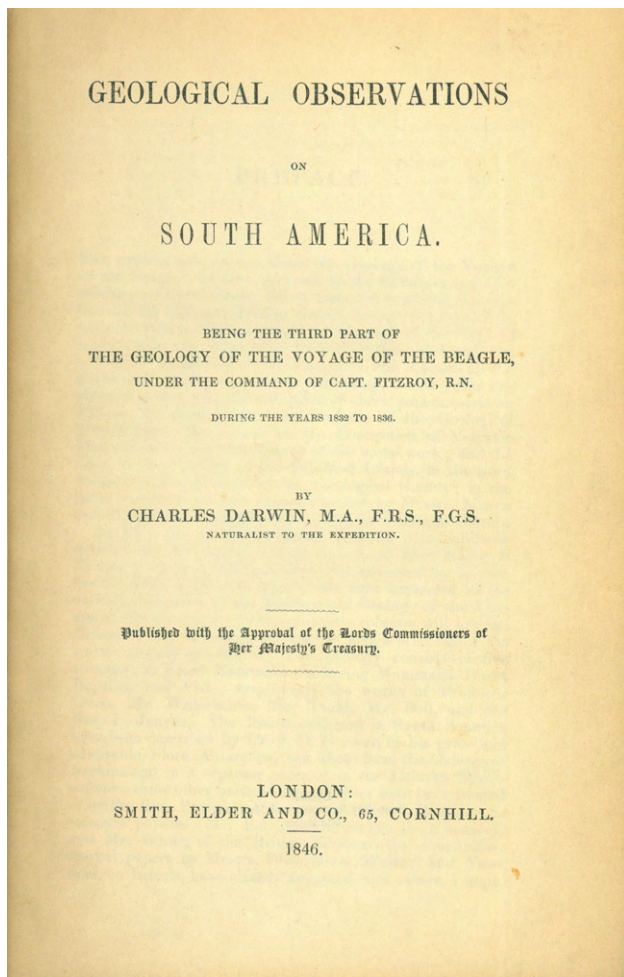
Considered as an artistic meditation on anatomy, Lairesse's designs are a total departure from the idealistic tradition inaugurated by Vesalius. Lairesse displayed his figures with every-day realism and sensuality, contrasting the raw dissected parts of the body with the full, soft surfaces of undissected flesh surrounding them; placing flayed, bound figures in ordinary nightclothes or bedding; setting objects such as a book, a jar, a crawling fly in the same space as a dissected limb or torso. He thus brought the qualities of Dutch still-life painting into anatomical illustration, and gave a new, darker expression to the significance of the act of dissection. Choulant-Frank 250. Dumaitre, *Gérard de Lairesse* (1982). Hofer., *Baroque Book Illustration*, 146. Russell 211. 39289



30. **[Crummer, LeRoy (1872-1934)]**. A list of old medical books, books on the history of medicine, and medical bibliography, and a list of medical portraits, in the possession of. . . . Cataloged and compiled by Myrtle A. Crummer. 4to. xii, 236, 10pp. Mimeographed text. Frontispiece. N.p., 1925. 273 x 214 mm. Original blue boards, cloth spine, paper label on front cover, light wear to corners. Light browning, but very good. *Presentation inscription from Myrtle Crummer to Dr. Herbert M. Evans* on the front endpaper: "To Dr. Herbert M. Evans. From the Printer. Myrtle A. Crummer. Apr. 5 1925."

\$750

**First Edition**, privately issued in a very small edition by Crummer's wife, who also performed the chore of mimeographing the catalogue. Crummer "was eminently successful as a physician and equally so as a bibliophile. Accompanied by his wife, he made periodic trips of the main book centers of Europe, amassing a remarkable library of which two catalogues were prepared. The first, *A List of Old Medical Books* . . . contains a foreword by LeRoy Crummer describing some of his experiences in book-collecting, and lists 936 books and 257 portraits" (Besson, *Thornton's Medi-*



*cal Books, Libraries and Collectors*, p. 290). Mrs. Crummer presented this copy to fellow medical book collector Herbert M. Evans (1882-1971), co-discoverer of vitamin E (see Garrison-Morton 1055). 38095

31. **Darwin, Charles (1809-82)**. Geological observations on South America. Being the third part of the geology of the voyage of the Beagle. 8vo. vii, [1], 279, [1] pp., uncut and partially unopened. Advertisements on T4v. Frontispiece folding engraved map by J. Dower, five folding plates numbered I-V, including folding hand-colored geological cross-section. Plate I lithographed by Reeve Bros., plates II-V engraved by George Brettingham Sowerby, Jr. (1812-1884); wood-engraved text illustrations. London: Smith, Elder, 1846. Original purple cloth, faded as always, very skillfully rebacked, retaining the original spine and original endpapers. Very good copy from the library of marine biologist Perry W. Gilbert (1912-2000), with his signature, dated 3 January 1952, on the front endpaper. \$15,000

**First Edition** of the third, last, and rarest of Darwin's geological reports on the Beagle voyage. In it he described the pampas, the plateaus and the Andes, showing how they had been gradually pushed up in the way that Lyell surmised without the introduction of catastrophic events. The descriptions of secondary fossil shells from South America, illustrated in Sowerby's plates, are by Edward Forbes. Of the three volumes of geological writings that Darwin published after the voyage of the *Beagle*, this volume is by far the rarest. Most probably the printing was smaller than the first two volumes. Freeman 273. Norman 587. 40279

*The Origin of Man—Presentation Copy in the Rare Presentation Binding*

32. **Darwin, Charles (1809-1882)**. The descent of man, and selection in relation to sex. 2 vols., 8vo. viii, 423 [1], 16pp pub. adverts.; viii [2], 475 [1]pp., 16 pp. pub; adverts. Text wood-engravings. London: John Murray, 1871. 185 x 124 mm. Original green cloth, gilt-lettered spines, Vol. I recased, one leaf starting from Vol. II. Some foxing but very good otherwise. *Presentation copy*, inscribed "From the Author" in a secretarial hand on the front flyleaf of Vol. I, and with the edges of both volumes trimmed before binding; see below. Boxed. \$17,500

**First Edition, First Issue**, distinguished by the presence of the "Postscript" leaf in Vol. II tipped in after p. viii, and "transmitted" appearing as the first word on p. 297 of Vol. I. Twelve years after the publication of the *Origin*, Darwin made good his promise to "throw light on the origin of man and his history" by publishing the present work, in which he compared man's physical and psychological traits to similar ones in apes and other animals, and showed how even man's mind and moral sense could have evolved through processes of natural selection. In discussing man's ancestry, Darwin did not claim that man was directly descended from apes as we know them today, but stated simply that the extinct ancestors of *Homo sapiens* would have to be classed among the primates. This statement was (and is) widely misinterpreted by the popular press, however, and caused a furor second only to that raised by the *Origin*. Darwin also added an essay on sexual selection, i.e. the preferential chances of mating that some individuals of one sex have over their rivals because of special characteristics, leading to the accentuation and transmission of those characteristics.


This copy was specially prepared for presentation by having its edges trimmed by the binder, resulting in a book shorter and narrower than the regular version. The original cloth binding is also comparatively shorter than that of the regular version. It was one of Darwin's idiosyncrasies that he



despised books that had to be opened with a paper knife before they could be read; in the *Life and Letters* (Vol. iii, p. 36), his son Francis wrote of this characteristic:

This was a favourite reform of my father's. He wrote to the Athenaeum on the subject, Feb. 5, 1867, pointing out that a book cut, even carefully, with a paper knife collects dust on its edges far more than a machine-cut book. He goes on to quote the case of a lady of his acquaintance who was in the habit of cutting books with her thumb, and finally appeals to the Athenaeum to earn the gratitude of children "who have to cut through dry and pictureless books for the benefit of their elders." He tried to introduce the reform in the case of his own books but found the conservatism of booksellers too strong for him. The presentation copies of all his later books were sent out with the edges cut.

Freeman 937. Garrison-Morton 170. Norman 599. 40449




33. **Darwin, Charles (1804-82).** The late Charles Darwin. Chromolithograph portrait by G. Frederick Keller, published on the front self-wrapper of *The Wasp*, Vol. 8, no. 300 (San Francisco, April 28, 1882). 340 x 261 mm. A few tiny tears in left and top margins, but very good. \$350

Satirical image showing a framed portrait of Darwin draped in mourning black, held by two chimpanzees. The image appeared on the front wrapper of the April 28, 1882 issue of *The Wasp*, a weekly satire magazine published in San Francisco and distinguished by its unusual (for the time) mass-produced chromolithographs. 40422

34. **[Darwin, Charles (1809-82).]** The Linnean Society of London. Darwin-Wallace celebration. Programme of the proceedings at the reception . . . 6pp. [London,] 1908. 223 x 158 mm. Original printed self-wrappers. Moderate browning, fore-edges a bit frayed. \$450

Program for the celebration held at the Linnean Society on July 1, 1908 to commemorate the fiftieth anniversary of Darwin and Wallace's joint announcement of the theory of evolution by natural selection. The program includes a catalogue of "Objects exhibited in the Library" and a list of "Lantern Demonstrations" (i.e., slide shows). 40476



35. **Delabarre, Antoine (1819-78).** Des accidents de dentition chez les enfants en bas age, et des moyens de les combattre. xvi, 135, [1]pp., 32-page publisher's catalogue. Wood-engraved text illustrations. Paris: Victor Masson, 1851. 222 x 144 mm. (uncut). Original printed wrappers, spine worn and chipped with partial loss. Minor foxing. Presentation copy, inscribed by the author on the front wrapper: "Hommage de l'auteur a Mr. le Docteur Chemin. Delabarre." \$950

**First Edition.** A treatise on dental problems in young children and on the means of treating them, by the surgeon-dentist of the Foundling and Orphan's Hospital of Paris. Delabarre is best known for having introduced the use of gutta-percha in dental prostheses. Hoffmann-Axthelm, pp. 264 & 293. 40346




Abbildung 28

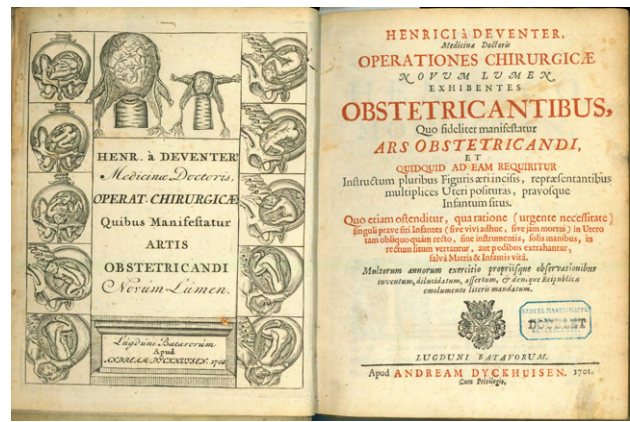
\*) Lenz, „Die Rechen- und Buchungsmaschinen“, Verlag B.G.Teubner, Leipzig.

36. **Deutsche Hollerith Maschinen Gesellschaft.** Festschrift zur 25-Jahrfeier . . . 133pp. Text illustrations, including several full-page. Berlin-Lichterfelde: [DeHoMaG,] November 1935. 301 x 210 mm. Original linen cloth, title in brown on front cover and spine, small split in front inner hinge, rust-mark from paper clip on front pastedown. Two sets of leaves partially stuck together (pp. 27-30 and 47-50) probably due to an error in the printing and binding process, marginal tear in pp. 47-48, but otherwise a very good to fine copy. Laid in is a printed presentation card from the company, with the stamp “Reichs=u. Pr. Verk. Min. 5 Dez. 1935.” \$350

**First Edition** of this lavishly illustrated festschrift volume celebrating the first 25 years of the Deutsche Hollerith Maschinen Gesellschaft, the German subsidiary of IBM. During the 1930s DeHoMaG manufactured the punch-card tabulating equipment used by the Nazi government in censuses and administration. The relationships among DeHoMaG, IBM, and the Third Reich have been fully documented by Edwin Black in his *IBM and the Holocaust: The Strategic Alliance between Nazi Germany and America's Most Powerful Corporation* (2001). 40496

37. **Deventer, Hendrik van (1651-1724).** *Operationes chirurgicae novum lumen exhibentes obstetricantibus.* . . . 4to. Engraved title, [18], 274, [6]pp. 38 figures on 35 sheets, some signed Phi[lippe] Bouttats. Leiden: Dyckhuisen, 1701. 198 x 157 mm. Dutch tooled vellum c. 1701. Minor worming in inside covers & first & last 2 or 3 leaves, light foxing & browning, but a fine copy, in an unrestored Dutch binding. Small stamp of Dutch library on printed title. Booklabel of Hector Treub (1856-1920), professor of obstetrics & gynecology at Leiden & Amsterdam (see Hirsch). \$2750

**First Edition in Latin.** See Garrison-Morton 6253, citing the Dutch original published the same year. The Latin edition is more elegantly printed, the dedication is to a noted



medical figure, rather than to the city fathers of The Hague, and the homely portrait of Deventer is removed from the title page, along with religious quotations (Deventer was a member of a pious sect).

Deventer gave the first accurate description of the female pelvis and its deformities, thus providing the practical basis for modern obstetrics. Deventer made it absolutely clear that the woman's bony pelvis was unyielding during labor, and that pelvic abnormalities and deformities of the spine as well had to be considered by the obstetrician. He corrected Mauriceau's misconception of the growth of the uterus in pregnancy, and made the first attempt at an accurate description of the axis of the birth-canal.

Deventer “became interested in bone deformities because of his extensive experience in obstetrics, unusual for a male practitioner at that time. He noted, first, the many abnormal pelvis which interfered with parturition. Among them were many cases associated with scoliosis. The latter condition attracted his attention, and much of his effort thereafter was spent in the study of spinal deformities. His fame in these matters became so great that his practice was confined almost entirely to obstetrics and deformities of the spine and pelvis. He left excellent descriptions of abnormalities commonly found in the pelvis and vertebral column, and in discussing treatment, advocated the use of suspension apparatus for the correction of scoliosis. . .” (Bick 56).

*Operationes chirurgicae* was translated into German, French and English. Deventer's knowledge of the pelvis was not superseded until the mid-nineteenth century. Speert, *Milestones* 159 & *Iconographia* 212 & 517. Thoms 11-15. Cutter & Viets 13. 7960

### First Book on Television in English


38. **Dinsdale, Alfred.** *Television: Seeing by wireless.* 8vo. 62pp. London: W. S. Caines for Sir Isaac Pitman & Sons, 1926. 186 x 125 mm. Original printed paper boards, pictorial dust-jacket. Very fine copy Boxed. \$9500



**First Edition** of the *first book in English on television*. Dinsdale discusses the technical challenges faced by early experimenters (Jan van Szczepanik, Boris Rosing, Denoys von Kihaly and others), but focuses primarily on the work of the Scottish engineer John Logie Baird (1888-1946), the first person to produce televised pictures of objects in motion. In February 1924 Baird produced the first television image in outline, and in April 1925 he transmitted the first pictures between two televisions. By the following October Baird had succeeded in transmitting images with gradations of light and shade, and on January 27, 1926, he successfully transmitted recognizable human faces between two rooms by television. Of Baird's early experiments, Dinsdale writes: "Baird's weird apparatus—old bicycle sprockets, biscuit tins, cardboard discs and bullseye lenses, all tied together with sealing wax and string—failed to impress those who were accustomed to the shining brass and exquisite mechanism of the instrument maker. The importance of the demonstration was, however, realized by the scientific world . . ." (p. 49). Although he did not succeed in producing a viable system of television, Baird paved the way for future technical developments. Television reached a state of technical feasibility in 1931, and the first high-definition broadcasting system was launched in London in 1936 by the BBC.

The copy we are offering is in nearly pristine condition, and is the finest copy we have seen in our four decades in busi-

ness. The Richard Green copy, with a tape repair on the back panel of the dust-jacket and some minor rubbing, sold at Christies' on June 17, 2008 for \$16,250.00. Shiers, *Early Television: A Bibliographic Guide to 1940*, 841. 40292



39. **[Eckert, J. Presper (1919-95)]. United States. President's Committee on the National Medal of Science.** (1) Bronze medal with "National Medal of Science" lettered on the obverse and "Awarded by the President of the United States of America to J. Presper Eckert 1968" on the reverse. In leather case. 83 mm. diameter (medal); 122 x 122 mm. (case). (2) The National Medal of Science is awarded by the President of the United States of America to J. Presper Eckert for pioneering and continuing contributions in creating, developing, and improving the high-speed electronic digital computer. 1968. Signed by Lyndon B. Johnson. Broadside. 483 x 381 mm. (3) Engraved invitation to the award ceremony at the White House, in cover addressed to "Miss Laura Eckert" and postmarked Washington, Jan. 10, 1969. 4 cards plus envelope. Cards measure 116 x 145 mm., 90 x 116 mm., 75 x 116 mm., and 77 x 110 mm.; envelope measures 118 x 150 mm. (4) Presentation of the National Medal of Science. . . . Printed program. [Washington, D. C.] January 17, 1969. Original printed wrappers. 4pp. 242 x 172 mm. (5) Group of 5 black and white photographs taken at the National Medal of Science award ceremony. N.p., 1969. 218 x 280 mm. Provenance: the J. Presper Eckert papers.

\$9500

Eckert, together with his partner John Mauchly, invented the first general-purpose digital computer (the ENIAC), founded the first commercial computer company in the United States (the Eckert-Mauchly Computer Corporation) and designed the UNIVAC, the first commercially sold computer in the United States. In 1968 Eckert was one of twelve recipients of the National Medal of Science, receiving this honor for "pioneering and continuing contributions in creating, developing, and improving the high-speed electronic digital computer." The National Medal of Science—

the most prestigious scientific award given in the United States—was established by act of Congress in 1959 “to provide recognition for individuals who make outstanding contributions in the physical, biological, mathematical, and engineering sciences” (in 1980 Congress expanded this recognition to include the social and behavioral sciences). Eckert was presented the National Medal of Science on January 17, 1969, by outgoing president Lyndon B. Johnson, whose signature appears at the foot of the accompanying certificate (no. [2]). One of the photographs in no. (5) shows Eckert receiving the medal from Johnson; the remaining four show Eckert with vice president Hubert H. Humphrey. *Origins of Cyberspace* 1359. 40305

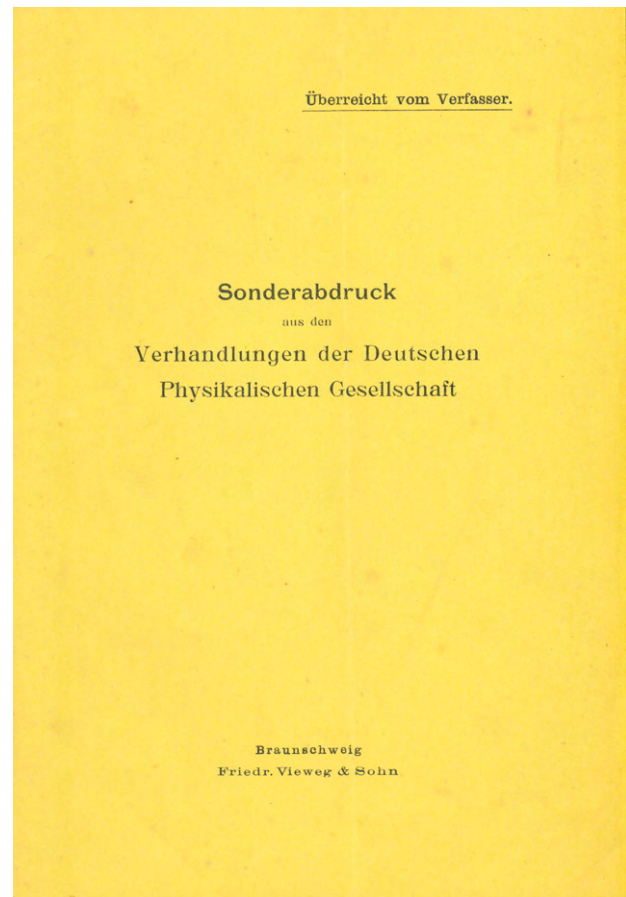
*Presented to Einstein's Close  
Friend and Collaborator, Michele  
Besso, with Besso's Annotations*

40. **Einstein, Albert (1879-1955).** Strahlungs-emission und -Absorption nach der Quantentheorie. Offprint from *Verh. Deutsch. Phys. Gesellsch.* 18, nr. 13/14 (1916). 8vo. 318-323pp. Braunschweig: Vieweg, 1916. 228 x 157 mm. Original yellow printed wrappers, creased vertically. Fine. Presented to Einstein's close friend Michele Besso (1873-1955), with his annotations in pencil in several places.

\$15,000

**First Edition, Rare Author's Presentation Offprint Issue**, with the printed caption “Überreicht vom Verfasser” on the front wrapper. This copy was presented to Einstein's close friend Michele Besso, Einstein's collaborator on the researches leading to Einstein's general theory of relativity. Einstein and Besso had met as students at the Federal Polytechnic Institute in Zurich, and later worked together at the patent office in Berne. The two men would often engage in long discussions of physics and mathematics, with Besso functioning as Einstein's sounding board; Einstein even credited Besso with “many useful suggestions” in his 1905 paper on special relativity. In 1913, the year that Einstein published the first version of his general theory of relativity, the two men collaborated on the Einstein-Besso Manuscript of calculations of the precession of the perihelion of Mercury, the purpose of which was to test the validity of Einstein's theory. It was his discovery of errors in these calculations that led Einstein to abandon the first version of his theory, and to return to ideas that eventually resulted in the theory of general relativity as we know it today. Einstein's first systematic account of the general theory, titled “Die Grundlage der allgemeinen Relativitätstheorie,” was published in the *Annalen der Physik* in March 1916.

In July 1916 Einstein returned to the subject of quantum theory, and in the next eight months published three overlapping papers on the subject, the first of which was “Strah-



lungs-emission und -Absorption nach der Quantentheorie.” In his correspondence with Besso that year Einstein described the progress of his researches:

In November 1916 Einstein wrote to Besso: “A splendid light has dawned on me about the absorption and emission of radiation.” He had obtained a deep insight into the meaning of the heuristic principle, and this led him to a new derivation of Planck's radiation law. His reasoning is contained in three papers, two of which appeared in 1916 and the third one early in 1917. His method is based on general hypotheses about the interaction between radiation and matter (Pais, *Subtle is the Lord*, p. 405).

...


When Einstein returned to the radiation problem in 1916, the quantum theory had undergone a major change. Niels Bohr's papers had opened a new and fertile domain for the application of quantum concepts—the explanation of atomic structure and atomic spectra. In addition Bohr's work and its generalizations by Arnold Sommerfeld and others constituted a fresh approach to the foundations of the quantum theory of matter. Einstein's new work showed the influence of these ideas. He had found still another derivation of Planck's black-body radiation

law, an “astonishingly simple and general” one which, he thought, might properly be called “the derivation” [Einstein in a letter to Besso, 11 August 1916] of this important law (DSB).

“Strahlungs-emission und –Absorption nach der Quantentheorie” contains the coefficients of spontaneous and induced emission and absorption. It includes the equation  $E_m - E_n = h\nu$ , which

established a bridge between blackbody radiation and Bohr’s theory of spectra. About the assumptions he made the above derivation [see Pais, p. 406], Einstein wrote: “The simplicity of the hypothesis makes it seem probable to me that these will become the basis of the future theoretical description.” That turned out to be true (Pais, p. 407).

Janssen, “The Einstein-Besso Manuscript, the Perihelion Motion of Mercury, and the Genesis of the General Theory of Relativity,” in *The Einstein-Besso Working Manuscript*, catalogue for Christies’ sale no. 8572 (Nov. 5, 1996). Weil 85. BRL 81. 40291

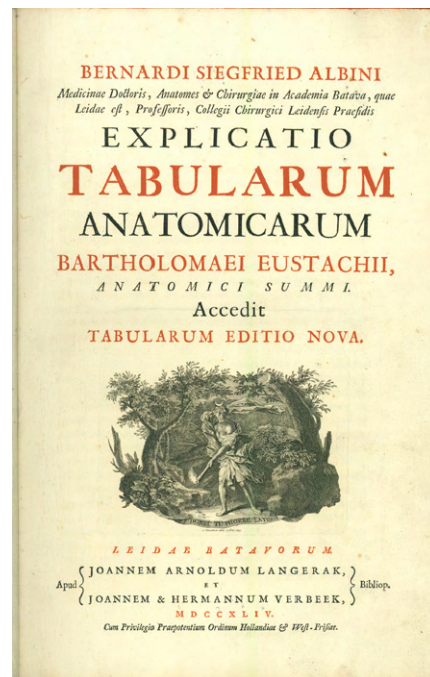


*Written while Einstein was in California*

41. **Einstein, Albert (1879-1955); Richard C. Tolman (1881-1948) & Boris Podolsky (1896-1966).** Knowledge of past and future in quantum mechanics. Offprint from *Physical review* 37 (1931). Single sheet, unbound. Light toning, but very good. Einstein’s name and other docketing information in an unknown hand in red ink on first page. \$950

**First Edition, Offprint Issue.** A single sheet offprint, of obvious rarity. During Einstein’s first visit to California in

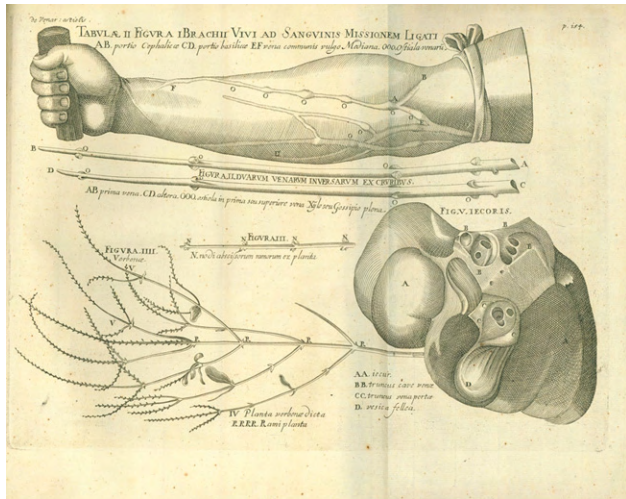
1930-31, he produced the present study of the measurement problem in quantum mechanics in collaboration with Richard Tolman, dean of the graduate school at the California Institute of Technology, and the Russian-born physicist Boris Podolsky. The paper discusses “a simple ideal experiment which showed that the possibility of describing the past path of a particle would lead to predictions as to the future behavior of a second particle of a kind not allowed in quantum mechanics” (p. [1]). Contrary to some earlier suppositions that “the quantum mechanics would permit an exact description of the past path of a particle,” the authors’ analysis of their thought experiment led to “an uncertainty in the description of past events which is analogous to the uncertainty in the prediction of future events” (*ibid.*). Weil 178. Mehra & Rechenberg, *The Historical Development of Quantum Theory*, pp. 717-18. 40495



42. **Eustachi, Bartolomeo (c. 1510–74). Bernardi Siegfried Albinus [1697–1770]** . . . explicatio tabularum anatomicarum. . . Folio. [8], 28, 277, [3]pp. 47 copperplates with outlines (7 with 2 outlines each), engraved by **Jan Wandelaar** after the originals. Leiden: Langerak & Verbeek, 1744. 383 × 250 mm. 18th or 19th cent. boards, somewhat rubbed, rebacked in calf. Occasional minor foxing, but a fine copy, with clean plates. \$3750

**First Albinus Edition.** The beautiful edition of Eustachi’s anatomical plates edited by Albinus, with plates engraved after the originals by his artist Wandelaar. Albinus extensively annotated his edition and had the newly engraved copies of the plates accompanied by separate out-

line plates of equal size with explanatory letters; thus his edition “is the most desirable for purposes of study” (O’Malley in *Dictionary of Scientific Biography*). If Eustachi’s plates had been published in Eustachi’s lifetime, when he had them engraved, he would have ranked with Vesalius as the founder of modern anatomy. See Garrison-Morton 391. Garrison, *History of Medicine*, p. 336. Choulant/Frank 202. 24659



### Finest of the Collected Editions

43. **Fabrizio, Girolamo [Fabricius ab Aquapendente] (ca. 1533-1619)**. Opera omnia anatomica et physiologica. . . . Cum praefatione Bernardi Siegfried **Albini** (1697-1770). Folio. [48], 452, [22]pp. Eng. front. port., 61 copperplates (many folding); numerous text woodcuts. Leiden: van Kerckhem, 1738. 330 x 210 mm. (uncut). 18th century quarter red morocco, marbled boards, some rubbing and wear but sound. Minor foxing and toning, but a very fine uncut copy. \$7500

**First Edition** of the Albinus edition of Fabrizio’s collected works, 1738 issue, with the date altered on the title from “MDCCXXXVII” to “MDCCXXXVIII.” Probably the finest of the collected editions of Fabricius’s celebrated anatomical and physiological works, describing the valves in the veins, the embryonic development of the chick and other animals, as well as his studies on the anatomy of the eye, ear and throat, the physiology of muscle, etc. See Garrison-Morton 465-66, 757. This edition, first issued in 1737, was part of a series of classic medical texts, including the works of Vesalius, Eustachius and Harvey, edited by the celebrated anatomist Bernhard Siegfried Albinus (see G-M 399). 40213

V. *Experimental Researches in Electricity*. By MICHAEL FARADAY, F.R.S., M.R.I., Corr. Mem. Royal Acad. of Sciences of Paris, Petersburg, &c. &c.

Read November 24, 1831.

§ 1. On the Induction of Electric Currents. § 2. On the Evolution of Electricity from Magnetism. § 3. On a new Electrical Condition of Matter. § 4. On Arago’s Magnetic Phenomena.

1. THE power which electricity of tension possesses of causing an opposite electrical state in its vicinity has been expressed by the general term Induction; which, as it has been received into scientific language, may also, with propriety, be used in the same general sense to express the power which electrical currents may possess of inducing any particular state upon matter in their immediate neighbourhood, otherwise indifferent. It is with this meaning that I purpose using it in the present paper.

2. Certain effects of the induction of electrical currents have already been recognised and described: as those of magnetization; AMPERE’S experiments of bringing a copper disc near to a flat spiral; his repetition with electromagnets of ARAGO’S extraordinary experiments, and perhaps a few others. Still it appeared unlikely that these could be all the effects induction by currents could produce; especially as, upon dispensing with iron, almost the whole of them disappear, whilst yet an infinity of bodies, exhibiting definite phenomena of induction with electricity of tension, still remain to be acted upon by the induction of electricity in motion.

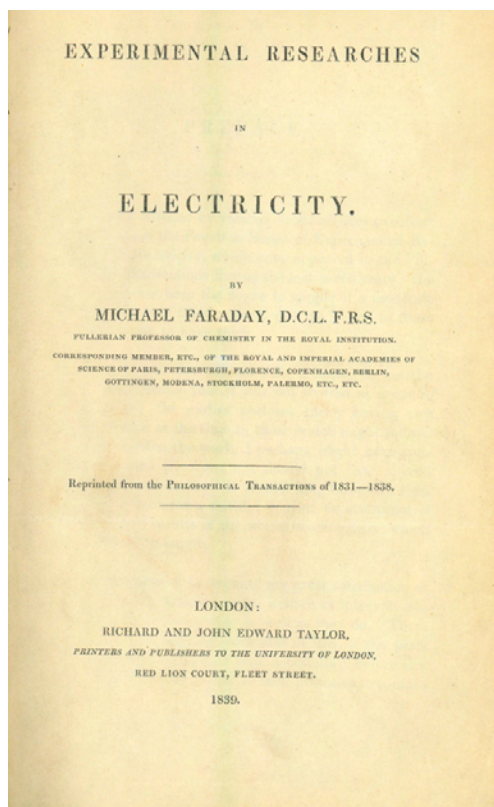
3. Further: Whether AMPERE’S beautiful theory were adopted, or any other, or whatever reservation were mentally made, still it appeared very extraordinary, that as every electric current was accompanied by a corresponding intensity of magnetic action at right angles to the current, good conductors of electricity, when placed within the sphere of this action, should not have any

### Discovery of Electro-Magnetic Induction

44. **Faraday, Michael (1791-1867)**. Experimental researches in electricity. 1. On the induction of electric currents. 2. On the evolution of electricity from magnetism. 3. On a new electrical condition of matter. 4. On Arago’s magnetic phenomena. In: *Phil. Trans.* (1832), part 1, pp. 125-94; 2 plates. Whole volume. 4to. vi, [10], 236; [12] 14 [2], [237]-613 [1], 361-364 [2]pp. 24 plates. London: Richard Taylor, 1832. 302 x 242 mm., uncut. Unbound sheets. Occasional minor light browning, lower edges of plates a little frayed, some foxing and browning to plates, but a fine, uncut copy, of obvious rarity in this state. \$3000

**First Edition.** Faraday’s greatest paper, reporting his discovery of the means for generating electricity by electro-magnetic induction. “Faraday became convinced that the relation of electricity to magnetism had to be extended, and that if a current could produce a magnetic field, a magnetic field also had to be able to produce a current. . . . Faraday brooded over [this problem] for about ten years, and made numerous experiments, all negative. . . . In the summer [of 1831], he built an iron ring on which he wrapped two coils of copper wire. He then noted that if he sent a current in one and connected the other to a galvanometer, the instrument

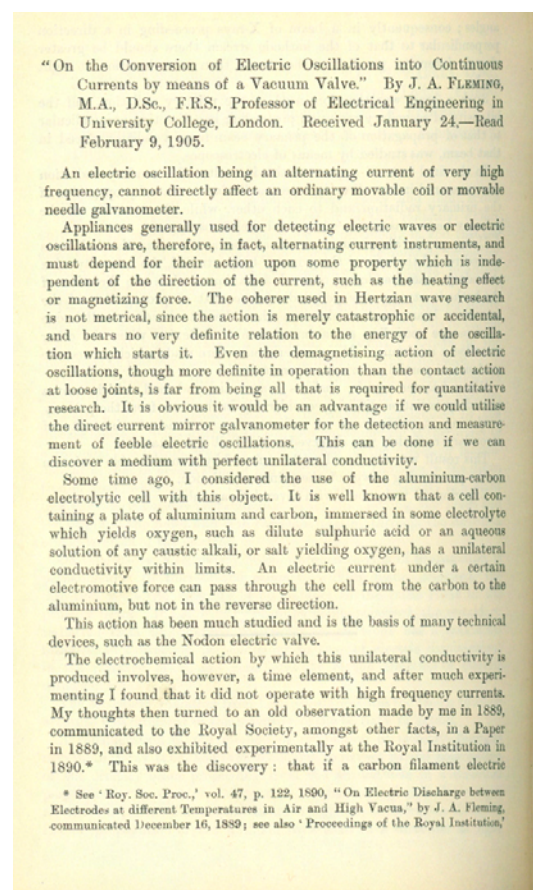
would signal a current *not in the stationary state*, but only at the establishment or interruption of a current in the other coil. That was *the* clue he needed. By the end of September he had developed a clear understanding and experimental demonstration of electromagnetic induction. He had grasped the vital point that to generate a current, a conductor had to cut the lines of magnetic force. . . . Once the nature of electromagnetic induction was understood, Faraday was able to explain Arago's observations and to invent an electromagnetic generator of currents—a primitive dynamo” Printing and the Mind of Man 308. (Segrè, *Falling Bodies to Radio Waves*, pp. 143-44; also 132-55). Dibner, *Heralds of Science* 64. Horblit, *One Hundred Books Famous in Science* 29 (citing 1839 book-form reprint). Williams, *Michael Faraday*, pp. 137-90; 200-201. Jeffreys 187. 40239



45. **Faraday, Michael (1791-1867).** Experimental researches in electricity. 3 vols., 8vo. viii, 574, [2, adverts.]; viii, 302, [2]; viii, 588pp. 17 engraved and lithographed plates, mostly by James Basire (1796-1869). London: R. & J. E. Taylor, 1839-55. 228 x 140 mm. Original cloth, Vol. I rebacked and corners repaired, Vol. III free endpapers renewed. Minor foxing and toning, edges of a few plates a little frayed, but a very good set. \$5000

**First Edition in Book Form.** It was through his “Experimental researches,” first published in the *Phil. Trans.* between 1832 and 1856, that Faraday announced his major

findings relating to electricity and magnetism, the most important of which was his discovery of the means of generating electricity from electro-magnetic induction—the principle behind the dynamo and the transformer, and the foundation of the modern use of electricity. The “Experimental researches” also contains Faraday’s demonstration of the identity of all forms of electricity, his discovery of the laws of electrolysis, his announcement of the fundamental relations between light and magnetism, his first general theory of electricity as a function of interparticulate strain, and his last series of researches on magnetism, containing the germ of the modern field theory, in which Faraday rejected his earlier model of the transmission of magnetic energy in favor of one locating the manifestation of magnetic energy in the field surrounding the magnet. *Printing and the Mind of Man* 308. Horblit, *One Hundred Books Famous in Science*, 29. Jeffreys 297. 40228



### *The Beginning of Electronics*

46. **Fleming, John Ambrose (1849-1945).** On the conversion of electric oscillations into continuous currents by means of a vacuum valve. In *Proc. Roy. Soc.* 74 (1905): 476-487. Whole volume, 8vo. [66, variously paginated], 580pp. Plates, text illustrations. Later

library buckram, very minor rubbing and wear. Book-label and stamps of the Liverpool Athenaeum.

\$2000

**First Edition, Journal Issue.** Fleming's paper introduced the basic principle of the wireless valve. Fleming, an electrical engineer and physicist who had worked with Thomas Edison's company in London,

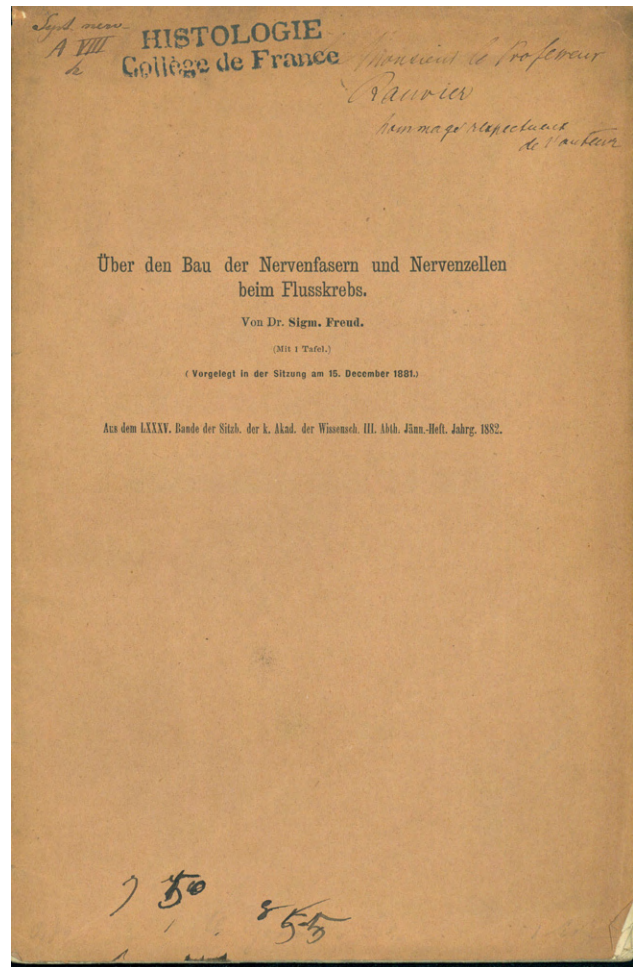
invented and patented the two-electrode vacuum-tube rectifier, which he called the oscillation valve. It was also called a thermionic valve, vacuum diode, kenotron, thermionic tube, or Fleming valve. . . . This invention is often considered to have been the beginning of electronics, for this was the first vacuum tube. Fleming's diode was used in radio receivers and radars for many decades afterwards, until it was superseded by solid state electronic technology more than 50 years later (Wikipedia).

Fleming's invention paved the way for Lee DeForest and others to perfect the broadcasting of wireless signals. *Printing and the Mind of Man* 396. 40296

47. **Freud, Sigmund (1859-1939).** Über den Bau der Nervenfasern und Nervenzellen beim Flusskrebs. Offprint from: *Sitzb. der k. Akad. der Wissenschaften*, 3 Abth., 85 (1882). 38, [2]pp. Folding lithographed plate by F. Schima after Freud. 243 x 156 mm. (unopened). Original brown printed wrappers, a little chipped, **inscribed by Freud in French to Professor [Louis-Antoine] Ranvier** (1835-1922) on the front wrapper: "Monsieur le Professeur Ranvier hommage respectueux de l'auteur." Docketed. Stamp reading "Histologie Collège de France" on the front wrapper. \$8500

**First Edition, Extremely Rare Offprint Issue** of Freud's paper on the nerve cells of river crayfish, Freud's fifth publication. This is *an exceptionally significant copy*, inscribed by Freud in French to Louis-Antoine Ranvier, chair of general anatomy at the Collège de France and one of the most prominent histologists of the nineteenth century. In 1878 Ranvier discovered the myelin sheath that covers the axons of nerve fibers, together with the gaps in those sheaths that are now known as the nodes of Ranvier. In 1885-86 Freud spent several weeks in Paris studying neurology under Charcot; during this time Freud met Ranvier twice, the first time at the Collège de France and the second time at a dinner party given by Charcot. Freud described this second encounter in detail in one of his letters home:

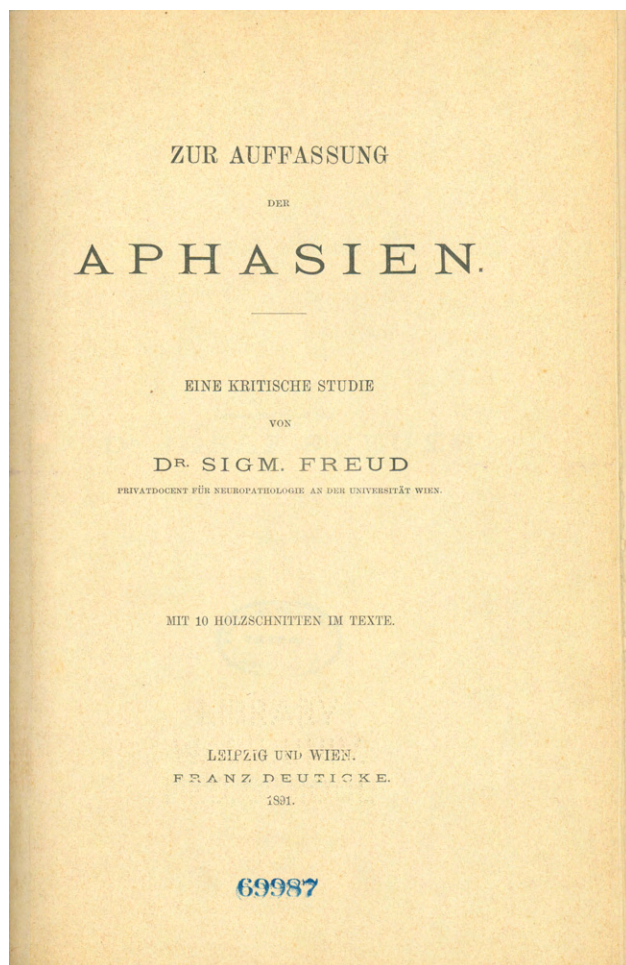
A particularly pleasant event for me was the arrival during the evening of M. Ranvier, the famous histologist, who had given me such a friendly reception at the Collège de France. I think he spoke to Charcot



about me, and I myself had a pleasant talk with him later. My confidence as a judge of human nature received a considerable boost when he confided in me that he would have liked best to be a professor in a small German university—for instance, Bonn—for in a letter to Paneth I had described him as a "German university professor badly translated into French" (*Letters of Sigmund Freud*, ed. E. Freud, p. 207).

Jones, in his biography of Freud, noted that Ranvier and Freud "had a good deal in common in their work" (Jones, *Sigmund Freud: Life and Work*, I, p. 205). Much of Ranvier's research had been conducted on fish nerve cells, and Freud was certainly justified in thinking that Ranvier might take an interest in the present paper on the nerve cells of the river crayfish, which contained the first conclusive demonstration that the axes of nerve fibers are without exception fibrillary in structure. Bernfeld and others have stated that in this and his earlier researches Freud recognized that nerve cells and fibers were a single unit, thus paving the way for the neuron theory a number of years before Waldeyer-Hertz announced it in 1891.

Autograph inscriptions by Freud are exceptionally rare and valuable. This is the first we have handled in roughly twenty

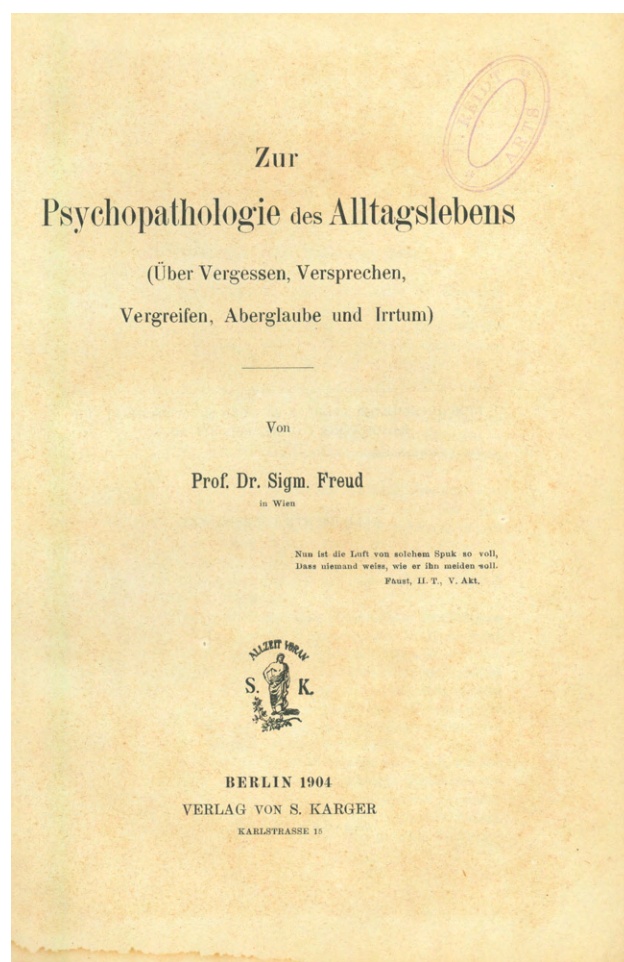


years, and the first we have seen in French. A master linguist, Freud typically inscribed in the language of the recipient. Grinstein 5. Norman F5. 40202

### *Freud's Rare First Book*

48. **Freud, Sigmund (1856-1939).** Zur Auffassung der Aphasien. 8vo. [4] 107 [1]pp. Leipzig & Vienna: Deuticke, 1891. Modern cloth. Light browning, small ink & perforated library stamps on title, but very good. Library bookplate. \$3250

**First Edition.** Freud's treatise on aphasia, his first book, was little known or appreciated by contemporary neurologists, but Freud always regarded it as the most significant of his neurological writings. Freud was the first to criticize the foundations of the Wernicke-Lichtheim theory of aphasia, which held that losses of function in aphasia were caused by lesions to anatomically circumscribed centers corresponding to the various functions in language. Freud demonstrated that this concept led to localization schemes of labyrinthine complexity and did not fit with specific case studies; it was thus necessary to assume that the cerebral areas involved in language were less circumscribed. Grinstein 2. Norman F15. 31864

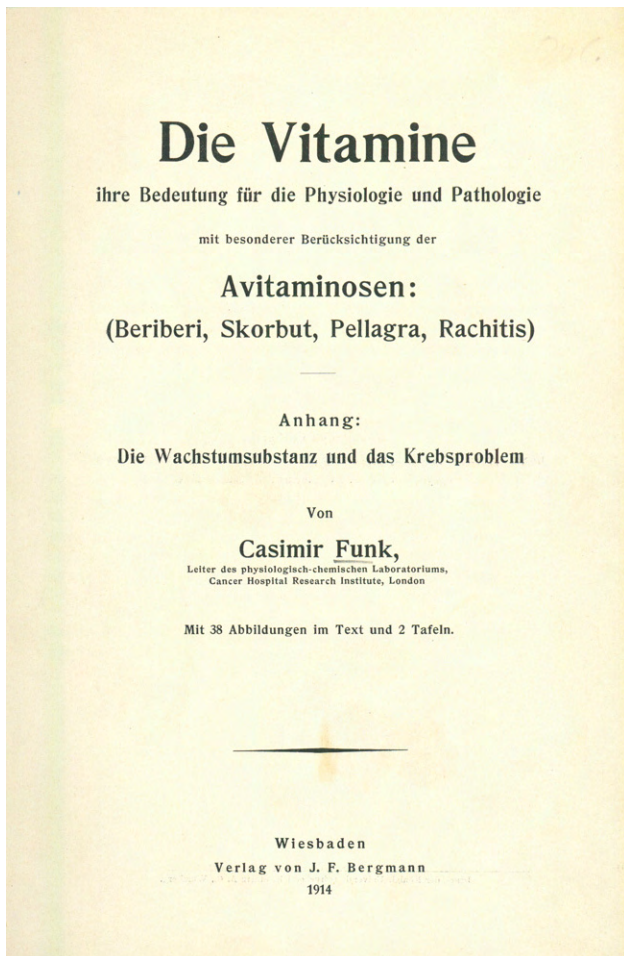


49. **Freud, Sigmund (1856-1939).** Zur Psychopathologie des Alltagslebens. 8vo. 92pp. Berlin: S. Karger, 1904. 242 x 170 mm. Half cloth, a little worn, light browning esp. to endleaves. Stamp on title. Very good copy. Boxed. \$2500

**First Edition in Book Form.** In his *Psychopathology of Everyday Life* Freud hypothesized that the forgetting of words and proper names, slips of the tongue and pen and other such apparently trivial acts were in fact due to the influence of unconscious processes, rooted in infancy, which interfered with conscious functioning. This idea was at first criticized by other psychologists but has since become the most widely accepted and generally known of Freud's teachings (witness the popularity of the term "Freudian slip"). Freud's article was originally published in the *Monatschriften zur Psychiatrie und Neurologie* in 1901. Grinstein 197. Norman F44. 22364


### *Vitamins*

50. **Funk, Casimir (1884-1967).** Die Vitamine ihre Bedeutung für die Physiologie und Pathologie mit besonderer Berücksichtigung der Antivitaminosen: (Beriberi, Skorbut, Pellagra, Rachitis). viii, [1] 2-193



[7] pp. Text half-tones; 2 chromolithograph plates at the back. Wiesbaden: J. F. Bergmann, 1914. 244 x 167 mm. Half block cloth, marbled boards, light wear at extremities. \$1000

**First Edition.** Garrison-Morton 1051. Funk undertook to find the exact cause of beri-beri, which was recognized to arise from a diet of polished rice. As the same diet also causes polyneuritis in pigeons Funk used these birds as his animal models, feeding them various extracts from rice polishings in order to discover the antiberiberi factor. He finally managed to isolate a substance (thiamine, the first vitamin to be isolated) that cured the neuritic birds in eight hours, and was later shown to prevent or cure human beri-beri. In a paper published in 1912, Funk proposed the term “vitamine” (for vital amine) for the essential organic compounds responsible in trace amounts for preventing or curing beri-beri, pellagra, scurvy and rickets. His book on vitamins, which opened the way for many advances in therapeutic and preventive medicine, examined the link between nutritional deficiency and disease and discussed the role of vitamins in growth and metabolism. *Dictionary of Scientific Biography*. Lilly, p. 263. 40302

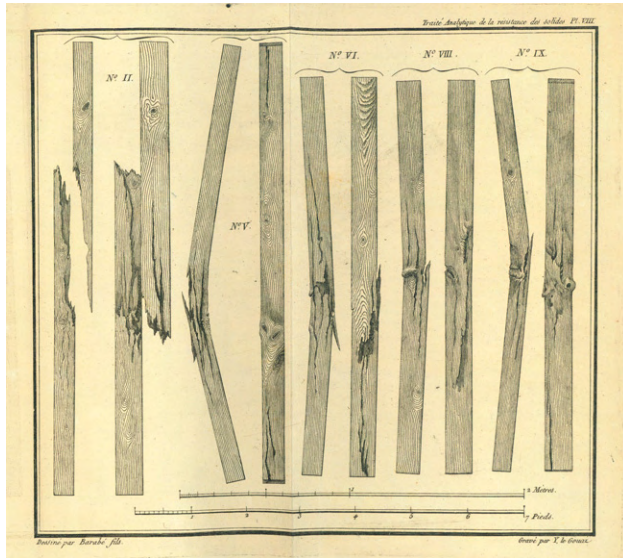


*Hand-Colored Plates, in a Presentation Binding*

51. **Galès, Jean-Chrysanthe (1783-1845).** *Mémoire et rapports sur les fumigations sulfureuses appliquées au traitement des affections cutanées et de plusieurs autres maladies.* 8vo. [4] 137 [1], 3 [1]pp. 7 hand-colored and 3 uncolored engraved plates, on blue paper. Paris: de l’Imprimerie Royale; chez l’auteur, 1816. 200 x 123 mm. Straight-grain morocco c. 1816, all edges gilt, rubbed at hinges, corners & extremities, spine a little faded. Some foxing, but very good. \$1750

**First Edition, First Issue, Variant with Hand-Colored Plates not noted in Ehring.** Galès developed a method of treating scabies and other generalized skin disorders by means of fumigation with sulfur vapors. Galès is best remembered for his infamous “rediscovery” of the scabies mite in 1812; the supposed acarus, which he claimed to have found in the scabies vesicle (an incorrect location), was actually a common cheese mite, artfully placed in the vesicle by Galès himself (see Crissey & Parish, pp. 61-68). There appear to be two versions of the first edition of the *Mémoire* recorded in OCLC, RLIN, NUC and the printed sources:

one with 137 pages and either 7 or 8 plates illustrating various cases; and one with 4 additional pages and 11 plates, the additional plates showing the fumigating apparatus. Ehring makes no mention of copies with colored plates and uses a black-and-white engraving from the second edition of 1824 to illustrate his commentary on Galès's work. Given Ehring's focus on illustrations of skin diseases, it is virtually certain that Ehring would have cited and illustrated the colored-plate variant had he known of it. Ehring, *Skin Diseases*, pp. 122-23 (describing a copy with 137pp. and 11 plates, which may be an error). Waller 3398 (copy with 137pp. & 8 plates). Hirsch. 35721



### *Strength of Materials*

52. **Girard, Pierre Simon (1765-1835).** *Traité analytique de la résistance des solides, et des solides d'égal résistance . . .* 4to. lv, 238, [2, incl. errata], 48pp. 9 folding engraved plates. Paris: Firmin Didot; Dupont, an VI (1798). 248 x 196 mm. Tree sheep c. 1798, gilt spine with black gilt-lettered label, "Ecole royale regimentaire d'Artillerie de Metz" tooled in gilt on front cover, light rubbing, corners and upper spine extremity a bit worn. \$1250

**First Edition** of the work that named the discipline known as the strength of materials. Girard was trained at the École des Ponts et Chaussées, and was one of the few engineers of his time with sufficient mathematical knowledge to read the works of Euler. In 1787 Girard began investigating the strength of wood as a structural material and was able to apply his first results in this field in 1790, when he won the Académie des Science's competition on the theory and practice of canal and harbor lock construction. In 1798 he published his *Traité analytique de la résistance des solides*, containing the results of his researches on the strength and

resistance of building stone, timber and wrought iron; it was the first book published in France to deal with the theory of beams in all its aspects (strength, flexural strength, elastic stability, yield strength). In the same year Girard traveled with Napoleon's army to Egypt, where he studied the surface elevation and bed characteristics of the Nile; on his return to France, Napoleon appointed him director of the Paris water supply. *Dictionary of Scientific Biography. Nouvelle biographie générale.* 40475



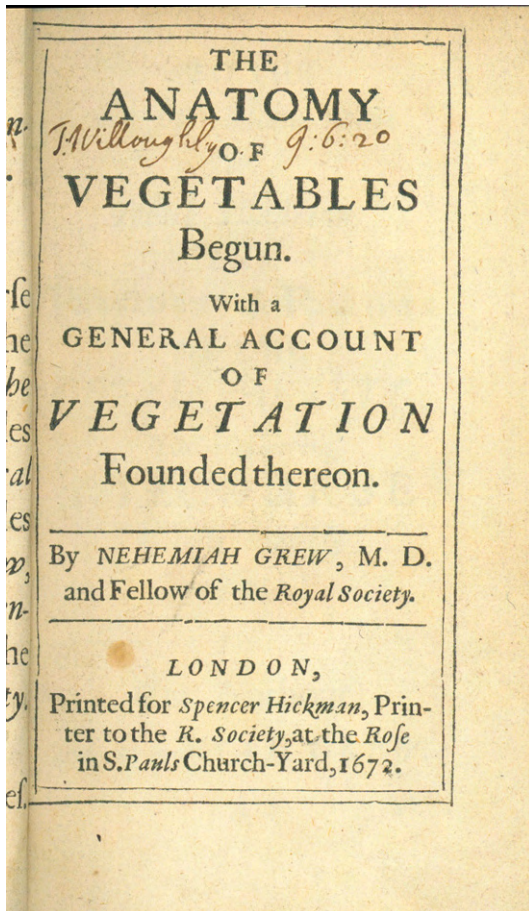
53. **Grant, Robert Edmond (1793-1874).** Portrait photograph, from Maull and Polyblank's *Photographic Portraits of Living Celebrities* (1856-60). 305 x 254 mm. Faint stain in left margin, but very good. \$1250

Portrait of Scottish comparative anatomist Robert E. Grant, a student of Cuvier, Geoffroy St. Hilaire and Lamarck, and an early supporter of the concept of the transmutation of species as set forth in the writings of Lamarck and Erasmus Darwin. In the 1820s Grant began a study of sea sponges, and published several papers demonstrating that these organisms were animal rather than vegetable in nature. In these studies Grant was assisted by the young Charles Darwin, who was then living in Edinburgh.

[Grant and Darwin] would often go out on long walks together at the Firth of Forth, discussing marine biology and collecting marine animals. Darwin started dissecting some of the specimens they collected, although rather poorly. Grant taught him how to make

observations in nature and how to spot important specimens. During these walks Grant filled Darwin's head with evolutionary ideas, especially those of the French naturalist, Lamarck, whom Grant admired a great deal ("About Charles Darwin," AboutDarwin.com).

In 1827 Grant was named professor of comparative anatomy and zoology at London University (later University College, London), a post he held for 46 years. 40127




### Plant Anatomy

54. **Grew, Nehemiah (1641-1712).** The anatomy of vegetables begun. With a general account of vegetation founded thereon. 8vo. [32], 186 (misnumbered 198), [20]pp. 3 folding engraved plates. London: Spencer Hickman, 1672. 153 x 96 mm. Modern half calf, gilt spine, in period style. Some offsetting onto plates, but a very good copy. With early signature of "J. Willoughby" on title; possibly a relation of the naturalist **Francis Willoughby** (1635-72) or of **William, Lord Willoughby of Parham** (d. 1673); see Le Fanu, *Grew*, Appendix I. Modern bookplate. \$2500

**First Edition.** Along with Malpighi, Grew is considered the founder of plant anatomy; his pioneering investigations into how organs and tissues are formed during plant growth marked the beginning of efforts to link plant structure and development. The *Anatomy of Vegetables*, his first book, contained accurate observations of the structures of wood, bark and roots, and introduced the term "parenchyma." Grew also described fruits, seeds and flowers, distinguishing in the last the calyx, stamen and pistils; he was also the first to observe that plants had two sexes. Dibner, *Heralds of Science*, 21. Henrey 163. Le Fanu, *Grew*, pp. 77-78. Morton, *Hist. Bot. Sci.*, pp. 178-95. Norman 944. Wing G-1946. 16539



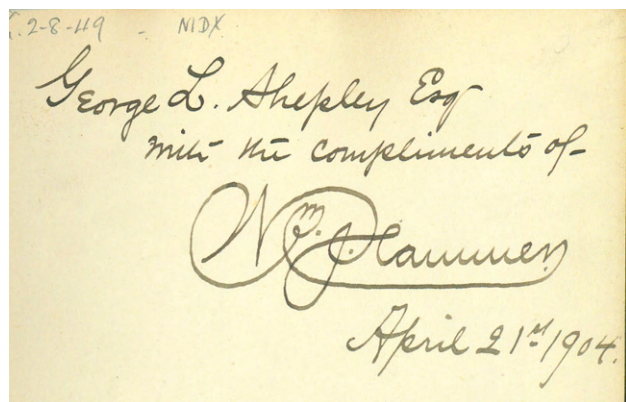
55. **Haller, Albrecht (1708-77).** Campanula. Ink and watercolor drawing with autograph manuscript caption. N.p., n.d. 312 x 202 mm. Small pin-holes in left margin and lower right corner, a few tiny marginal tears, remains of mounting tabs on verso. Inscription in French on the verso in an unidentified hand identifying the drawing as by Haller. Very good condition. \$5000



Haller's autograph caption

An original botanical drawing by the great Swiss scientist Haller, who made fundamental contributions to botany as well as to anatomy and physiology. In an effort to create "a complete, encyclopedic science of Swiss flora" (*Dictionary of Scientific Biography*), Haller published a major treatise on the subject, *Historia stirpium indigenarum Helvetiae inchoate* (1768), and amassed an herbarium of Swiss plants that is still used today. He corresponded with Linnaeus on the problem of nomenclature, seeking an alternative to Linnaeus's binary nomenclature and sexual system of classification.

Haller's drawing is of a species of campanula (bellflower). His caption, written in Latin, reads: "CAMPANULA foliis cordato-lanceolatis, caule simplicissimo, foliis cordatis floribus secundis sparsis maxima foliis latissimis. CB.(?)" The words "foliis cordatis" have been crossed out and corrected in another hand to "C. latifolia." The unidentified French inscription on the verso reads: "Cette plante est dessinée et coloriée par le grand Haller, ainsi que l'écriture est de sa main, vérifiée par Mr. le Dr. Coindet qui a plusieurs autographes de Mr. Haller" [This plant was drawn and colored by the great Haller, and the writing is in his hand, verified by Dr. Coindet who has several autographs of Haller]. Haller's handwriting on the caption is similar to previous Haller autographs that we have handled. 40493



### First American Book on Radium

56. **Hammer, William J. (1858-1934).** Radium, and other radio-active substances; polonium, actinium, and thorium. . . . 8vo. viii, 72pp., adverts. Frontispiece and text illustrations. New York: Van Nostrand . . . , 1903. 230 x 150 mm. Original cloth, gilt, very slight traces of wear. Fine copy. **Author's presentation**

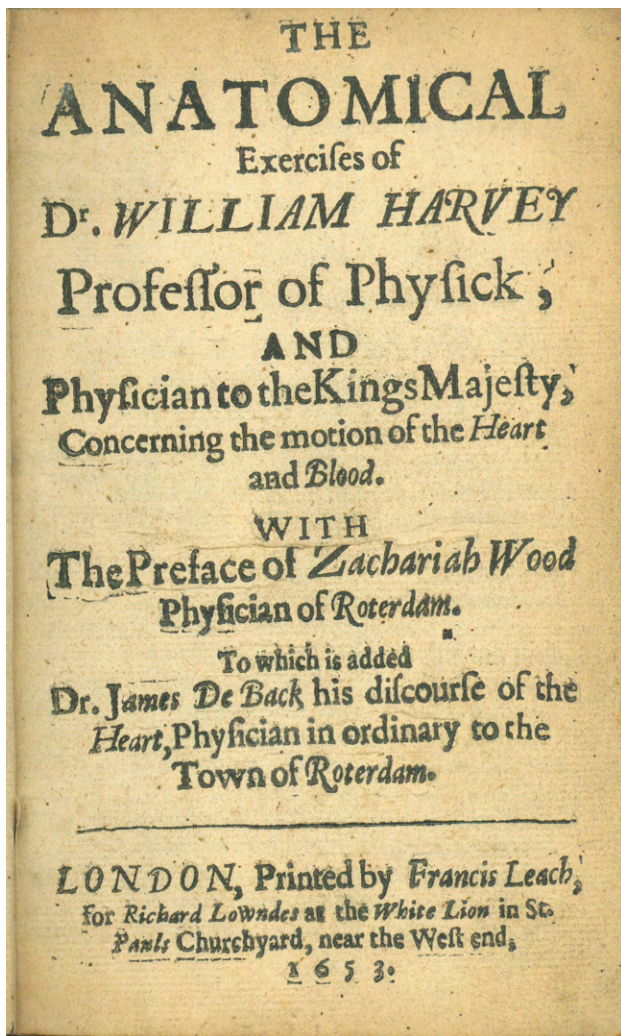
**inscription** on the recto frontispiece in a flourishing hand: "Prof. R. Hitchcock with the compliments of Wm. J. Hammer, July 20, 1903." \$750

**First Edition** of the *first American book on radium*, published in the same year as Marie Curie's landmark thesis, and the year before Rutherford's treatise on radioactivity. Hammer brought 9 tubes of radium from the Curies' laboratory to America, and his book (adapted from a lecture delivered at a meeting of the American Institute of Electrical Engineers) contains many first-hand references to the Curies, Becquerel, etc. Hammer invented the luminous radium preparation used in watch dials and other instruments, and is credited with the first suggestion and use of radium in cancer treatment. His lectures on radium, delivered to packed houses around the country, did much to popularize the subject. Grigg, *Trail of the Invisible Light*, p. 786 (noting that Hammer was the stepbrother of Edwin W. Hammer, co-author with William J. Morton of the first book on x-rays [1896]). Quinn, *Marie Curie*, p. 196. 12088

### First Edition in English

57. **Harvey, William (1578-1657).** The anatomical exercises of . . . concerning the motion of the heart and blood. With the preface of Zachariah Wood . . . to which is added Dr. James de Back his discourse of the heart. . . . London: Francis Leach for Richard Lowndes, 1653. 8vo. [40, incl. initial blank], 111, [1], [20], 123, [1], [2], 86pp. Three title leaves, the first a cancel as noted in Keynes. London: Francis Leach for Richard Lowndes, 1653. 155 x 95 mm. Blind-ruled sheep ca. 1653, rebaked, retaining portions of original spine; in quarter morocco slipcase. Light marginal spotting and toning, two marginal tears in leaf L1 affecting the text, upper margin trimmed touching one or two headlines, but *an unusually fine and tall copy* of this work that usually has much shorter margins than this. Ownership inscription of John Jones, dated March 30, 1738; bookplate and gift inscription of [George] Huntington Williams to his son McKim Williams, dated June 26, 1971. \$47,500

**First Edition in English** of Harvey's *De motu cordis* (1628) in which he first published his discovery and experimental proof of the circulation of the blood. That this epochal work did not appear in English until twenty-five



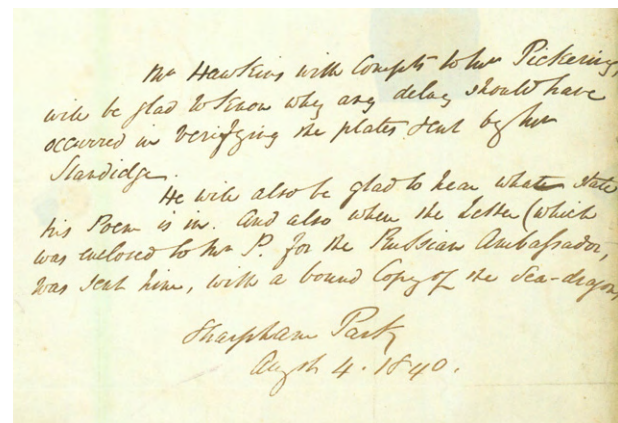
years after it was originally published in Frankfurt is a reflection of the role that Latin played as the international language of medicine and science in Harvey's time.

Since antiquity, ideas about the physiology and pathology of most parts of the body had been based to an important degree on assumptions made about the function of the heart and blood vessels. In fundamentally changing the conception of these functions, Harvey pointed the way to reform of all of physiology and medicine. As a result of Harvey's work, by the middle of the seventeenth century new mechanical and chemical systems of physiology incorporated the circulation as a basic assumption in the explanation of a wide range of vital phenomena, and while subsequent developments in physiology have led to great changes in our conception of the function of the circulation, they also confirmed the importance of Harvey's discovery.

The first English translation of *De motu cordis* is "a vigorous, if unpolished, version of Harvey's book in contemporary language" (Keynes, p. 5). The illustrations are omitted, although the references to them in the text remain. Also included in the translation are Back's *Dissertatio de corde*,

written in support of Harvey circa 1647, and Harvey's two essays responding to Jean Riolan the younger, who had issued his own theory of the circulation in *Encheiridium anatomicum* (1648).

A previous owner of this copy, George Huntington Williams (1892-1992), "received his A.B. from Harvard in 1915 and his M.D. from the Johns Hopkins University School of Medicine in 1919. Williams graduated in the first class of the Johns Hopkins University School of Hygiene and Public Health in 1921, with a doctorate in public health. Williams's first professional appointment was for the New York State Health Department in Albany as a District State Health Officer from 1922 to 1931, supervising the work of part-time health officers in five counties. He also taught a public health course at the Albany Medical College. Returning to Baltimore, Williams became director of the Baltimore City Health Department in 1931 and also served as commissioner of the health department from 1933 to 1962. During this time, Williams was professor of hygiene and public health at the University of Maryland Medical School and a lecturer and adjunct professor at the Johns Hopkins University School of Hygiene and Public Health" (quoted from the website of Repository Guide to the Personal Papers Collections of Alan Mason Chesney Medical Archives, Johns Hopkins Medical Institutions.) See Dibner, *Heralds of Science*, 123; Norman (ed) Garrison-Morton 759; Horblit, *One Hundred Books Famous in Science*, 46; *Printing and the Mind of Man* 127. Hook & Norman, *The Haskell F. Norman Library of Science and Medicine*, 1008. Keynes, *Harvey*, 19. Osler 7698. Wing H-1083. 40445



58. **Hawkins, Thomas (1810-89).** Autograph letter signed to William Pickering (1796-1854). Sharpham Park, Augst. 4, 1840. 1 page plus integral address leaf. 227 x 190 mm. Stamp cut out from address leaf, not affecting text, light soiling & fraying. \$950


From fossil collector and dealer Thomas Hawkins, known for his collections of ichthyosaurs and plesiosaurs,

some of which are still on display at the Natural History Museum in London. Hawkins was the author of several works, the most famous of which is his *Book of the Great Sea Dragons, Ichthyosauri and Plesiosauri*, published in 1840 by William Pickering and referred to in the present letter:

Mr. Hawkins with compts. to Mr. Pickering, will be glad to know why any delay should have occurred in verifying the plates sent by Mr. Standidge.

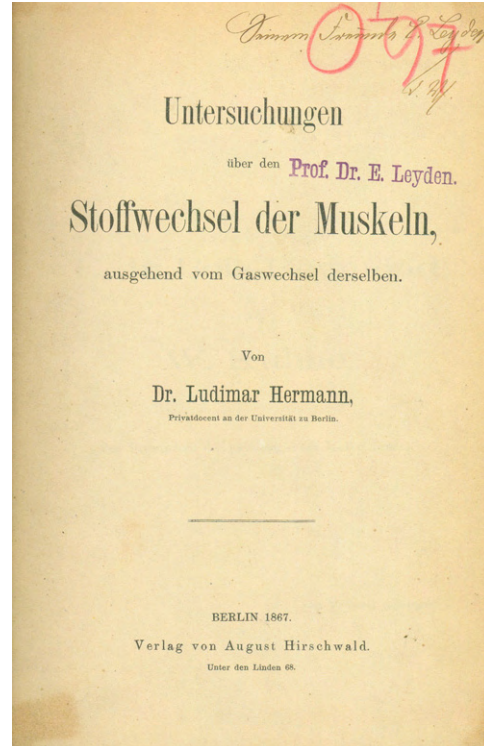
He will also be glad to hear what state his Poem is in. And also when the letter (which was enclosed to Mr. P. for the Russian Ambassador) was sent him, with a bound copy of the Sea-Dragons.

“Mr. Standidge” is a reference to Standidge & Co., the London firm of lithographers. The “Poem” referred to in Hawkins’s letter was most likely his *The Lost Angel, and The History of the Old Adamites, Found Written on the Pillars of Seth* (1840), also published by Pickering. 40463



59. **Henslow, John Stevens (1796-1861).** Lithograph portrait with facsimile signature, by Thomas Herbert Maguire (1821-95), lithographed by M. & H. Hanhart. [Ipswich: G. Ransome,] 1849 (dated in the plate). 560 x 375 mm.; image (without signature) measures 240 x 292 mm. Unobtrusive crease and small tear in lower margin, a few faint spots, but very good. \$950

**First Edition.** The largest and best portrait of Darwin’s mentor, John Stevens Henslow, professor of botany at Cambridge and the man who helped Darwin obtain his post as naturalist on *HMS Beagle*. The portrait formed part of series titled *Portraits of Honorary Members of the Ipswich Museum* published in 1852. *Extremely rare.* 40419

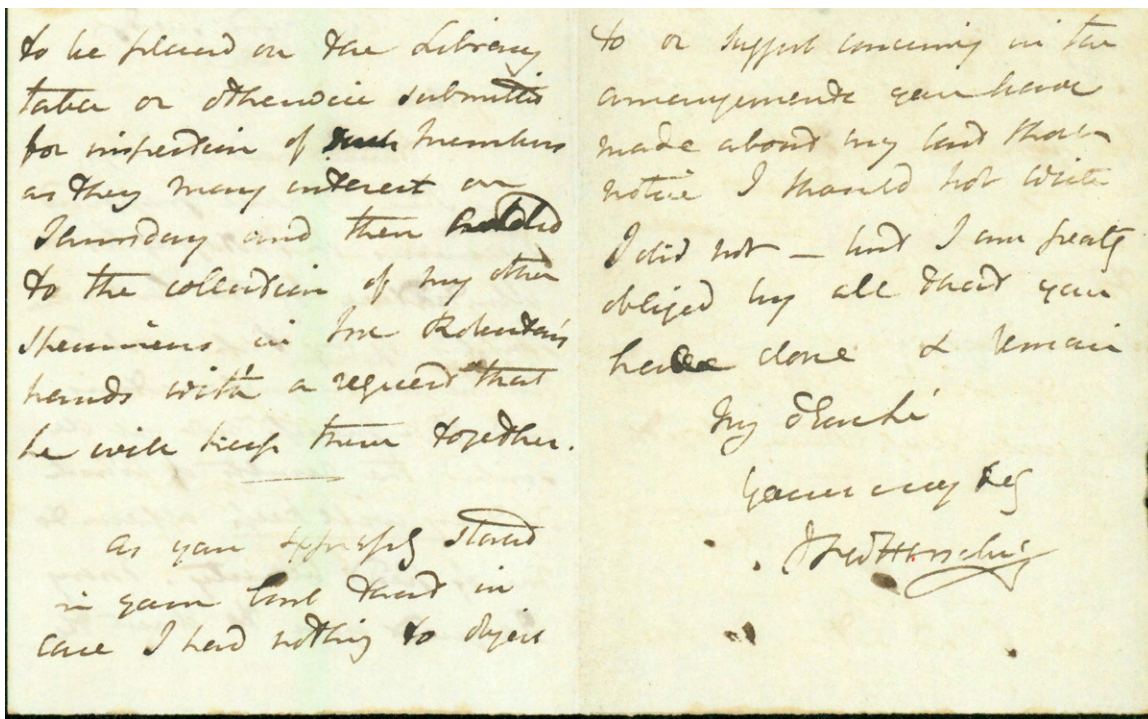


60. **Hermann, Ludimar (1838-1914).** *Untersuchungen über den Stoffwechsel der Muskeln, ausgehend vom Gaswechsel derselben.* 3 vols. in 1, 8vo. viii, 128; [6], 78; [4], 98pp. Folding plate. Berlin: August Hirschwald, 1867-68. 206 x 141 mm. Boards c. 1868, rebound and recorned in morocco. Very good. **Author’s presentation inscription to neurologist Ernst von Leyden (1832-1910) on title; see G-M 4666 and other entries. With Leyden’s bookplate and embossed ownership stamp.** \$1250

**First Edition.** Garrison-Morton 625: “Hermann’s views on nitrogen metabolism correctly anticipated the later conclusions of Fletcher, Hopkins, and others.” Rothschild, *Hist. Physiol.*, pp. 228-29. 29299

61. **Herschel, John F. W. (1792-1871).** Autograph letter signed to an unidentified correspondent [Samuel Hunter Christie (1784-1865)]. Collingwood [House, Hawkhurst], December 21, 1842. 3pp. 122 x 98 mm. Very good. \$2500

Excellent letter discussing photographic researches from Sir John Herschel, whose intensive investigations in



photography and photochemistry during the late 1830s and early 1840s led to enormous advances in the field in its earliest days. Herschel coined the terms “positive” and “negative,” invented new photographic processes and improved existing ones, and experimented with color reproduction.

Herschel’s letter begins with a discussion of his latest photographic work:

Having had 2 days fine sun I have prepared specimens of photographs illustrative of the last paragraphs of my paper about the mercurial preparations and of a process not yet described that results of which if they will keep appear to me of great beauty. May I request you to direct them to be placed on the library table or otherwise submitted for inspection of such members as they may interest on Thursday and then added to the collection of my other specimens in Mr. Robertson’s hands with a request that he will keep them together.

Herschel refers here to one of the two important papers on photography that he submitted to the Royal Society in 1842: “On the action of the rays of the solar spectrum on vegetable colours, and on some new photographic processes” (*Philosophical Transactions* 132 [1842]: 181-214) and “On certain improvements on photographic processes described in a former communication, and on the parathermic rays of the solar spectrum” (*Philosophical Transactions* 133 [1843]: 1-6). These papers discussed Herschel’s photochemical experiments with a wide range of organic and metallic materials, and announced his invention of two new photographic processes: the gold-based chrysotype and the cyanotype, an iron-based method using potassium ferricyanide. This last process, which produces white images on a blue ground directly

onto paper, is the ancestor of the modern blueprint. Herschel described the working details of these processes fully in his second paper, to which he is likely referring in the present letter. The “process not yet described” probably refers to Herschel’s experimental and ultimately unsuccessful mercury-based photographic process, which he christened “celanotype.” Herschel’s correspondent was mathematician and physicist Samuel Hunter Christie, who made important contributions to the study of magnetism; he served as secretary of the Royal Society from 1837 to 1843. See Schaaf, *Out of the Shadows* (1992), chs. 3-5 for a detailed discussion of Herschel’s photographic researches, including excerpts from his unpublished scientific notebooks. Hannavy, *Encyclopedia of Nineteenth-Century Photography* (2008), p. 655. 40222

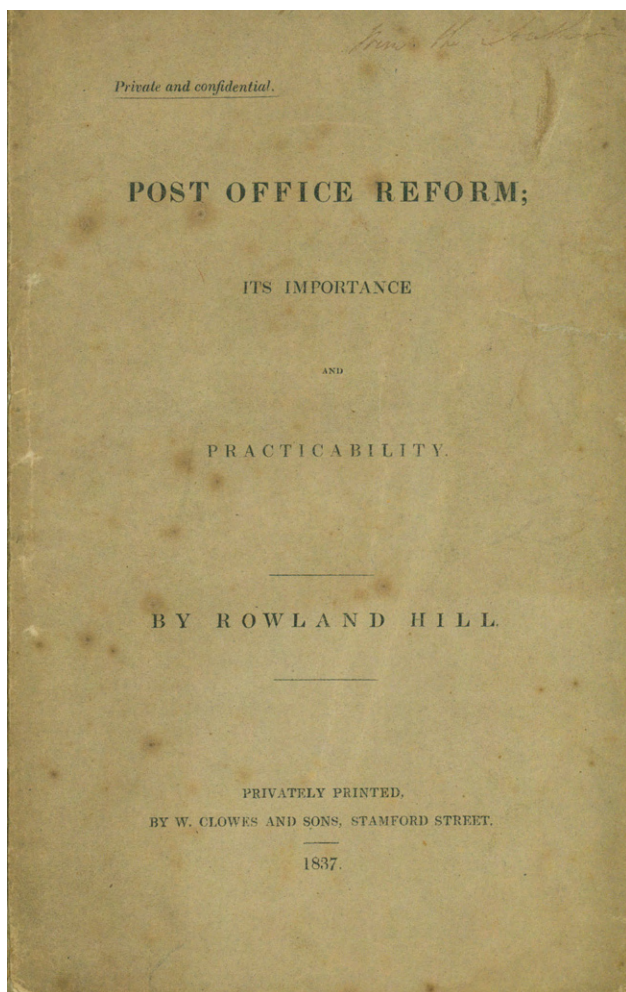
### Postal Reform, Inscribed by Hill

62. **Hill, Rowland (1795-1879).** Post Office reform. 8vo. 73pp. Original printed wrappers, spine repaired, in cloth drop-back box. [London], 1837. 217 x 134 mm. **Inscribed by the Author** to Fred[er]ic Hill on front wrapper, with ALS to same, 2pp., May 28, 1846, laid in. Fine copy in the original state.

\$20,000

**First Edition.** The rare privately printed pamphlet outlining postal reform in Britain which became standard throughout the world. Hill’s proposals included the first use of postage stamps.

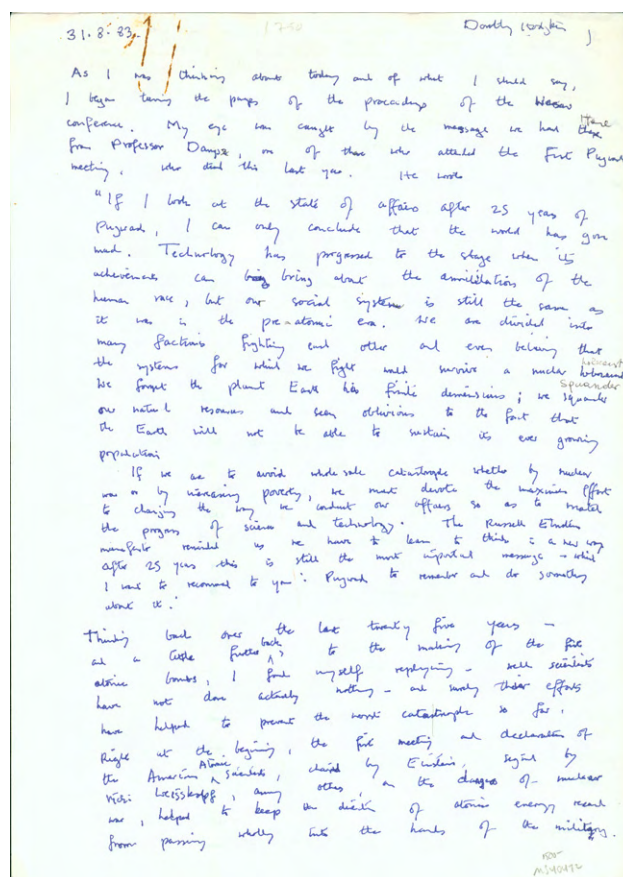
The penny post inaugurated and administered by Rowland Hill required the adoption of four novel



principles: (1) prepayment of postage, (2) payment by weight instead of by the number of sheets, (3) the use of envelopes, (4) the use of adhesive stamps on letters. Prior to this reform, for example, the use of an envelope would have been a novelty to most letter-writers and entailed double postage (*Printing and the Mind of Man*).

The accompanying letter, on London & Brighton Railway stationery, requests the attendance of the addressee at the Testimonial to be given to Hill in June. The Testimonial, a substantial monetary gift raised by public subscription, was given in recognition of Hill's work after he had been dismissed from the postal service without reward by an opposing minister. The event was one of the most memorable in his career. *Printing and the Mind of Man* 306a. 40286

63. **Hodgkin, Dorothy Crowfoot (1910-94).** (1) Autograph manuscript signed of her closing address to the 1983 Pugwash Conference, corrected throughout in Hodgkin's hand. August 31, 1983. 4ff. 298 x 211 mm. Small rust-marks from paper clip on first and last leaves. (2) Photograph of a group including Hodgkin, Linus Pauling, Archbishop Desmond Tutu and the



mayor of Hiroshima, taken at Hiroshima in 1988. 83 x 116 mm. Signed and annotated by Hodgkin. \$1500

Signed manuscript in the hand of Nobel Laureate Dorothy Hodgkin, who received the 1964 Nobel Prize in chemistry for her work on determining, by X-ray diffraction techniques, the molecular structures of penicillin, vitamin B-12, insulin and other important biochemical compounds. Hodgkin was the first Englishwoman to receive the Nobel Prize in chemistry and the third woman to do so overall, following Marie Curie and Irène Joliot-Curie.

Hodgkin involved herself in a wide range of humanitarian and peace-promoting causes, and actively sought to curb the destructive uses of science by the military. From 1976 to 1988 she served as the President of the Pugwash Conferences on Science and World Affairs, an international organization of scientists, scholars and public figures working toward reducing the danger of armed conflict. Her closing address for the 1983 Pugwash Conference, held that year in Venice, Italy, looks back at the previous 25 years of the organization's efforts "to prevent the worst catastrophe so far," and describes the current meeting's discussions on arms control, disarmament and other pressing concerns:

Security was a problem in all groups [of the conference] and particularly in III and V where

conflicts in the Mediterranean and Middle East and in the third world were considered. How to resolve long and bitter conflicts was the major problem. . . . Several of the groups discussed the foundation of new nuclear free zones, which to all seem desirable whether formed through the MPT treaty or outside it. Our presence in Venice led us also to consider the particular dangers that appear in the Mediterranean Sea through conflicting interests and naval forces. Major scientific projects that will bring people from different countries together in cooperative efforts—many together may remove mountains [that] are needed to secure peace.

The photograph accompanying Hodgkin's manuscript shows her seated in a group that includes fellow Nobel Laureates Linus Pauling (Chemistry, 1954; Peace, 1962) and Desmond Tutu (Peace, 1984). Hodgkin signed the photograph and identified some of the subjects on the verso. 40472

### *Atheism, in Contemporary Green Morocco, Gilt*

64. **Holbach, Paul Henry Thiery, Baron d' (1723-89).** *Système de la nature. Ou des loix du monde physique & du monde moral.* Par M. Mirabaud. 2 vols., 8vo. [6], 370; [4], 412pp. London [i.e., Amsterdam: Marc-Michel Rey], 1770. 195 x 119 mm. Crushed green morocco gilt ca. 1770, all edges gilt, extremities lightly rubbed. First and last leaves browned, a few spots. Ownership signature of V. C. Auffret in Vol. I. \$12,500

**First Edition.** The Baron d'Holbach, one of the first self-proclaimed atheists in Europe, was the author of a number of philosophical works advocating materialism and attacking religion as detrimental to the moral advancement of humanity. His most famous work was the controversial *Système de la Nature*, in which he

rejected the Cartesian mind-body dualism and attempted to explain all phenomena, physical and mental, in terms of matter in motion. He derived the moral and intellectual faculties from man's sensibility to impressions made by the external world, and saw human actions as entirely determined by pleasure and pain. He continued his direct attack on religion by attempting to show that it derived entirely from habit and custom. But the *Système* was not a negative or destructive book: Holbach rejected religion because he saw it as a wholly harmful influence, and he tried to supply a more desirable alternative (*Printing and the Mind of Man*).

The radical ideas expressed in the *Système* came under widespread attack, and even the free-thinking Voltaire was moved

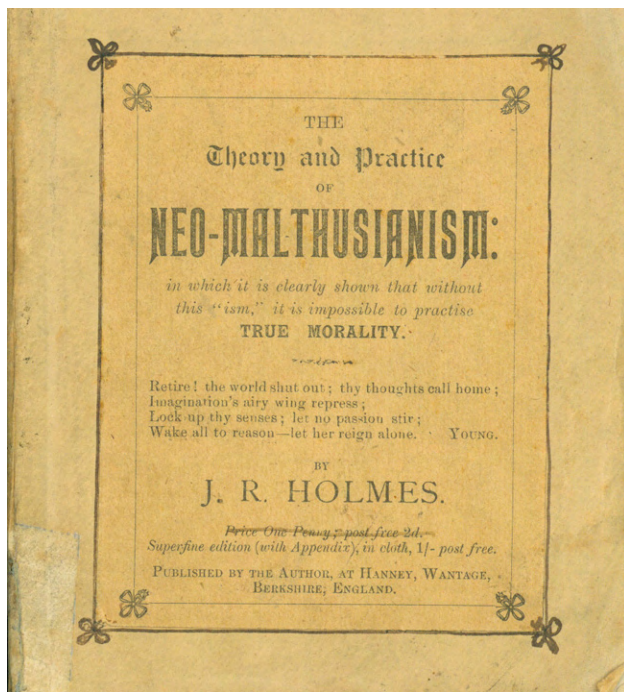


to refute the *Système's* arguments in his own *Dictionnaire philosophique*. D'Holbach issued the work pseudonymously under the name of the late Jean-Baptiste de Mirabaud and had it published in Amsterdam in order to avoid censure. *Printing and the Mind of Man* 215. 40299.

### *Extremely Rare Trade Catalogue of Contraceptives*

65. **Holmes, James Robins (b. 1859).** The theory and practice of neo-Malthusianism. . . . Sm. 4to. 140pp. (pagination differs from that given by OCLC for the "superfine edition"; see below). Text illustrations. Hanney, Wantage, Berkshire, England: by the author, [1891]. 150 x 126 mm. Later wrappers, portions of original printed wrappers laid on, lower portion of spine reinforced, light wear. Light browning and spotting, last 4 pages trimmed & mounted. Boxed. Very good copy. \$1500

**First Edition** of a turn-of-the-century British pamphlet on contraception, written at a time when such works were routinely banned as obscene. Like Annie Besant and other nineteenth-century crusaders for birth control, Holmes embraced contraception as a means of combating poverty and preserving women's health, and stressed its role in the promotion of happy marriages. The latter part of the pamphlet contains a catalogue of contraceptive devices manufactured or distributed by Holmes, and a list of publications on birth control. Holmes's pamphlet appeared in at least four later editions between 1892 and 1905, under the title *True*




*Morality, or the Theory and Practice of Neo-Malthusianism.* All the editions are rare, but the first particularly so. When we last checked OCLC cited only one copy (Ohio State Univ.) 16474

*Includes First Anatomical Description of the Spiny Anteater*

66. **Home, Everard (1756-1832).** 15 offprints published between 1790 and 1804, either by Home or with contributions by him. 266 x 211 mm. Calf c. 1804, skillfully rebaced with period-style tooling. Light browning & foxing. 19th cent. owner's signature on front pastedown; modern bookplate. Complete listing available. \$5000

**First Editions, Offprint Issues.** Home was the brother-in-law of John Hunter, who had married Home's sister Anne in 1771. Home trained as a surgical pupil under Hunter, and later served as Hunter's surgical, teaching and research assistant. After Hunter's death in 1793, Home, the executor of Hunter's will, persuaded the British government to buy Hunter's anatomical museum and to house it at the Royal College of Surgeons. Home became principal curator of the museum, and promised to prepare a catalogue of its contents, but produced only a synopsis. In 1817 Home was named master of the Royal College of Surgeons, where he endowed the Hunterian oration and gave courses in comparative anatomy. He published 120 scientific papers, including the first anatomical descriptions of the platypus (1802; not present here) and the echidna or spiny anteater ("Description of the anatomy of the ornithorhynchus hystrix" [1802],

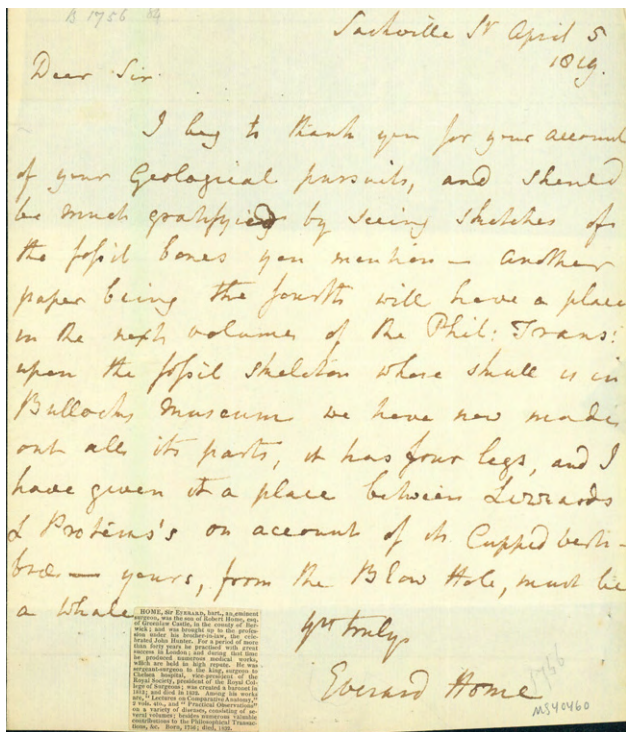


present in this collection). He was the first to recognize the relationship between the echidna and the platypus. Unlike much of what Home published, these studies of the platypus and echidna were wholly original.

When John Hunter died he left a large collection of unpublished manuscripts, which in 1800 were transferred to the custody of Home, ostensibly so that Home could prepare a catalogue of the collection. The manuscripts remained in Home's possession, uncatalogued, until 1823, at which time he burned them, claiming that he had published everything worthwhile in them in his own series of papers contributed to the *Phil. Trans.* However, the available evidence shows that Home plagiarized freely from Hunter's manuscripts, both in his *Phil. Trans.* papers (an astonishing 92 submitted between 1793 and 1823) and in his monumental five-volume *Lectures on Comparative Anatomy* (1814-23, with supplementary volume dated 1828). The offprints in the present volume (only one of which was published before 1793) are representative of Home's work during this period. Offprints from the *Phil. Trans.* published during this period are rare, and collections by a single author, such as the one offered here, are especially so. *Dictionary of Scientific Biography*. Qvist, *John Hunter*, pp. 195-97. Augee, Gooden & Musser, *Echidna*, p. 5 [internet reference]. Griffiths, "Preface to Platypus biology: recent advances and reviews," *Philosophical Transactions of the Royal Society London B* (1998) 353, 1059-1061. 40358

67. **Home, Everard (1736-1832).** Autograph letter signed to Mr. [William] Scoresby, Jr. (1789-1857). [London] Sackville St., April 5, 1819. 1 page plus integral address leaf. 217 x 184 mm. Margins of address leaf trimmed, not affecting text. Accompanied by a small engraved portrait of Home. \$950

From Everard Home, brother-in-law (and plagiarist) of John Hunter and first curator of the Hunterian Museum, to Arctic explorer and naturalist William Scoresby (whose name Home spelled "Scoursby" on the address leaf). Home's



letter touches on his investigations of the ichthyosaurus, a fossil dinosaur that Home was the first to describe:

I beg to thank you for your account of your Geological pursuits, and should be much gratified by seeing sketches of the fossil bones you mention—Another paper being the fourth will have a place in the next volume of the Phil. Trans. upon the fossil skeleton whose skull is in Bullock's Museum. We have now made out all its parts, it has four legs, and I have given it a place between Lizzards & Proteus's [salamanders] on account of its cupped vertebrae—yours, from the Blow Hole, must be a Whale.


The “fossil skeleton” was one of several ichthyosaurus specimens excavated from the cliffs of Lyme Regis in southern England by Mary Anning (1799-1847) and her brother Joseph in the second decade of the nineteenth century. Home published his observations on the ichthyosaurus in a series of six papers in the *Philosophical Transactions* (1814-20); however, his work was filled with errors and had little scientific merit. Home's letter refers to his fourth paper on the ichthyosaurus, “Reasons for giving the name Proteo-Saurus to the fossil skeleton which has been described” (*Philosophical Transactions* 109 [1819]: 212-216). Home proposed the name “Proteosaurus” in a mistaken belief that the ichthyosaurus was related to salamanders (*Proteus*).

William Scoresby, Jr., the recipient of Home's letter, studied the meteorology, geography and natural history of the Arctic regions while serving as chief officer and later captain of the whaling ship *Resolution*. In 1813 Scoresby sent Home the skull of a female narwhal, which Home described in a paper

published in the *Philosophical Transactions*. Later in his career Scoresby made important contributions to the knowledge of terrestrial magnetism, publishing over sixty papers on the subject. Dean, *Gideon Mantell and the Discovery of Dinosaur* (1999), p. 60. 40460


68. **Hook, Diana & Jeremy M. Norman.** *Origins of cyberspace: A library on the history of computing, networking and telecommunications.* With contributions by Michael R. Williams. 670pp. 284 illustrations. 8.5 x 11 inches. Cloth, 80-pound acid-free paper. ISBN 978-0-930405-85-4. Limited to 500 copies. Norman Bibliography Series no. 5. \$500

Extensively annotated and illustrated bibliography describing 1411 books, technical reports, pamphlets, blueprints, typescripts, manuscripts, photographs and ephemera on the history of computing and computer-related aspects of telecommunications. Covers the period from the 17th century to circa 1970; includes several lengthy essays and a detailed timeline of significant events and publications in computer history. Indexed. Printed in two colors throughout. 38301



69.. **Hooker, Joseph Dalton (1817-1911).** Lithograph portrait with facsimile signature, by Thomas Herbert Maguire (1821-95), lithographed by M. & H. Hanhart. [Ipswich: G. Ransome,] 1851 (dated in the plate). 610 x 440 mm.; image (without signature) measures 242 x 292 mm. Small chips in the margins, a few faint spots, but with the image in excellent condition. \$1500

**First Edition.** The largest and best portrait of Joseph Dalton Hooker, the eminent taxonomic botanist and plant geographer, and a close friend and ally of Darwin. The portrait formed part of a series titled *Portraits of Honorary Members of the Ipswich Museum*, published in 1852. Rare. 40420



“Dr. Falconer” refers to Hugh Falconer (1808-65), the distinguished botanist, geologist and paleontologist who was the first to come up with a “punctuated equilibrium” theory of evolution. Falconer spent many years in India, where he ran the Saharanpur and Calcutta botanical gardens and put together an enormous collection of plant and fossil specimens from the region.

Hooker also touches on the activities of his son, naturalist Joseph Dalton Hooker (1817-1911):

You know, I dare say that Kinchinjunga [i.e., Kangchenjunga, in the Himalayas] is now ascertained to be the highest mountain in the world, 28,172 ft.—about 60 miles north of Darjeeling. Dr. Hooker is now gone to explore it, as much as he can.

Joseph Hooker spent three years (1848-50) exploring the Himalayas, and was the first European to collect plants from the region. Kangchenjunga, which straddles the border between India and Nepal, was believed to be the world’s tallest mountain until 1852, when the results of the British Great Trigonometric Survey revealed that Mt. Everest was the taller peak. 40457


70. **Hooker, William Jackson (1785-1865).** Auto-graph letter signed to an unidentified correspondent. [London,] Royal Gardens, Kew, Nov. 16, 1848. 2-1/2pp. 178 x 112 mm. Fine. \$1750

Hooker, the first full-time director of the Royal Botanic Gardens at Kew, devoted himself to the study of botany from an early age, specializing in mosses, liverworts and other cryptogamia. He served as regius professor of botany at the University of Glasgow from 1820 to 1841, when he was appointed to head Kew Gardens. Under Hooker’s leadership Kew grew from eleven acres to its present size of nearly 300 acres, and its collections vastly increased, largely due to a network of Hooker’s former students who brought in specimens from around the world. Hooker’s own herbarium, which contained some 4000 volumes and one million dried plant specimens, was purchased by the British government for the nation after Hooker’s death. Hooker was the author of over two dozen works on botany, including *British Jungermanniae* (1816), which established hepaticology (the study of liverworts) as a separate field; he also edited several botanical journals.

In his letter Hooker thanks his correspondent for sending him plant specimens from India:

The two cases of Plants for Dr. Falconer were delivered in good time. I have now to thank you for a parcel received today from Mr. Dalzell, Bombay, containing some very interesting Plants.

Truly I have much more novelty from the East of India than any other portion of that vast territory.



71. **Hooker, William Jackson (1785-1865).** Auto-graph letter signed to an unidentified correspondent. [London,] Royal Gardens, Kew, April 3, n.d. (probably 1857 or after). 3pp. 179 x 112 mm. Fine apart from a little faint spotting. \$1750

The first part of Hooker’s letter deals with the preparation of a forthcoming botanical publication, most likely *The Museum of Economic Botany, or a Popular Guide to the Useful and Remarkable Vegetable Products in the Two Museum Buildings of the Royal Gardens of Kew* (1858):

I have received & read & made 2 or 3 verbal corrections & transmitted as you desired to Mr. Wyatt

(I presume at the Palace of Westminster) our Cat[alogue].

Having been unavoidably absent of late I know not what has been done by our Committee. If the present Catalogue is circulated by itself I think it requires a heading or title for not one word appears of the use & object of it: so that no one could comprehend the object of it.

The asterisks before any name I understood were to indicate that specimens of the plant itself are required as well as the product. . . . I find asterisks against Chinese Tea, & Coffee & Theobroma Cacao:--but they must surely have a different meaning there, for one cannot desire them so against *Salvadora Persica* [the "toothbrush tree"] &c. &c. . . .

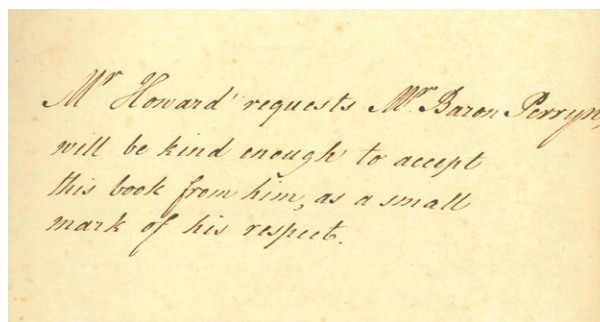
The next part of Hooker's letter touches on the work of Brian Houghton Hodgson (1800-1894), a naturalist and one of the pioneers of scientific ethnology. Hodgson spent much of his life in India, where he discovered 39 species of mammals and 124 species of birds that had hitherto been undescribed. He was the author of numerous books and papers, including *Papers Relative to the Colonization, Commerce, Physical Geography, &c., &c. of the Himalaya Mountains and Nepal*, published in Calcutta in 1857. He was a close friend of Hooker's son, the naturalist Joseph Dalton Hooker (1817-1911).

What an interesting acct. of the Physical Geography of the Himalayas Hodgson has published. You know Hodgson is preparing a capital Physico-geographical work on India written by Bagham[?]. He wishes a publisher. Do you think [...] Allen & Co. would be the men if I were to put the mst. into their hands?

"Allen & Co." most likely refers to the publisher W. H. Allen & Co., which issued a large number of books relating to India in the 1850s. 40458

72. **Hoppe-Seyler, Felix (1825-95).** Ueber das Verhalten des Blutfarbstoffes im Spectrum des Sonnenlichtes. In *Archiv für pathologischen Anatomie und Physiologie und für klinische Medicin* 23 (1862): 446-49. Whole volume. iv, 596pp. 7 lithograph plates. 216 x 131 mm. Quarter black morocco c. 1862, corners a bit rubbed. \$950

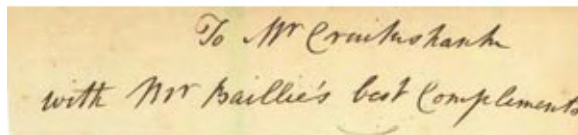

**First Edition.** Hoppe-Seyler was the first to describe the optical absorption spectrum of purified red blood pigment, which he named hemoglobin. He described hemoglobin's two distinctive absorption bands, and confirmed that hemoglobin contained iron. The present paper introduced the new spectroscopy of Bunsen and Kirchhoff into medical chemistry. *Dictionary of Scientific Biography*. Garrison-Morton 870. 40484



73. **Howard, John (1726?-1790).** An account of the principal lazarettos in Europe; with various papers relative to the plague: Together with further observations on some foreign prisons and hospitals; and additional remarks on the present state of those in Great Britain and Ireland. 4to. [v-vii] viii, 259, [15] pp. 22 engraved plates, fold. eng. table. Lacking half-title and (possibly) initial blank. Warrington: William Eyres for T. Cadell, J. Johnson, C. Dilly, and J. Taylor, 1789. 298 x 233 mm. Half calf, gilt spine, rubbed. Light browning & foxing. *Presentation copy*, with blank leaf (possibly original initial blank) bound after the title bearing Howard's inscription to Sir Richard Perryn, Baron of the Exchequer (1723-1803): "Mr. Howard requests Mr. Baron Perryn, will be kind enough to accept this book from him, as a small mark of his respect." Perryn's engraved bookplate on front paste-down. \$3750

**First Edition.** Although best known as a prison reformer on the strength of his famous *State of the Prisons in England and Wales* (1777; see PMM 224), the English philanthropist John Howard was also concerned with the improvement of sanitary conditions in other public institutions. His work in this area represents an important link in the development of the public health movement. The present work, an investigation of the conditions of English and European hospitals (including mental hospitals and quarantine detention houses) contains both plans and notes on management and personnel; it also includes notes of Howard's latest inspections of Irish, Scottish and English prisons.

Howard presented this copy of his *Lazarretos* to British jurist Sir Richard Perryn, who was named Baron (i.e., judge) of the Court of Exchequer in 1776/ "AS a judge in criminal cases Perryn seems to have been inclined to ameliorate the law's harshness" (*Oxford Dictionary of National Biography*). He was thus likely to have been receptive to Howard's recommendations for prison reform. Arnold M. Muirhead, in his preface to Baumgartner's *John Howard*, notes that presentation copies of Howard's *State of the Prisons* usually have the half-title removed and a separate leaf with Howard's inscription inserted; Howard also followed



this custom with the *Lazarettos*. Garrison-Morton 1601. Baumgartner, *John Howard*, 21. Norman 1109. 35384

*Inscribed by Baillie to Cruikshank in a Presentation Binding of Red Morocco*


74. **Hunter, William (1718-83).** *Nummorum veterum populorum et urbium, qui in museo Gulielmi Hunter asservantur, descriptio figuris illustrata. Opera et studio Caroli Combe . . .* 4to. xi, [1], 354, [2, errata]pp. 68 engraved plates. London: J. Nichols; sold by T. Cadell; P. Elmsley, G. Nichol & J. Murray, 1782. 286 x 228 mm. Red crushed morocco gilt ca. 1784, a.e.g., slight wear at edges, evidence of bookplate removal inside front cover. Fine copy apart from some foxing to the plates. *Inscribed by Matthew Baillie* (1761-1823) *to William Cruikshank* (1745-1800) on the front flyleaf: "To Mr. Cruikshank with Mr. Baillie's best Compliments." 19<sup>th</sup> cent. ownership signature of Edward Thomas, dated Sept. 14, 1839, and later note, presumably by a Thomas descendent. \$5000

**First Edition** of the first and only published installment of the catalogue of William Hunter's magnificent collection of coins, a collection regarded as one of the finest in the world. Hunter began collecting coins around 1770, and by the time of his death had spent over £22,000 on this pursuit—an enormous sum of money by the standards of the day. After Hunter's death, by the terms of his will, the coin collection, together with Hunter's books, pictures and anatomical models, remained in the care of three trustees for thirty years, after which time they became the property of the University of Glasgow. In 1807 the collections were sent to Glasgow, where they now represent the core of the University's Hunterian Museum.

*Nummorum veterum populorum et urbium* was compiled by Charles Combe (1743-1817), a physician and coin dealer who became acquainted with Hunter in 1773, and greatly assisted Hunter in forming his collection. Combe was one of the three trustees appointed in Hunter's will to administer his collections, the other two being Dr. George Fordyce and Dr. David Pitcairne. Combe had originally intended to prepare a catalogue of the complete Hunterian coin collection, but was able to publish only this installment. The work is illustrated with 68 plates that Combe took care to make "more faithful to the original coins than the illustrations in previous numismatic works" (*Dictionary of National Biography*).

Our copy of *Nummorum veterum populorum et urbium* has an outstanding association, being inscribed by Hunter's nephew Matthew Baillie to Hunter's assistant William Cruikshank. Baillie and Cruikshank took over the administration of Hunter's Windmill Street anatomy school after Hunter's death. Hunter bequeathed the use of his collections to Baillie for a term of thirty years; had Baillie died during this time, the use of the collections would have passed to Cruikshank. Both men made lasting contributions to medicine. Baillie is best known as the author of *The Morbid Anatomy of Some of the Most Important Parts of the Human Body*, the first systematic study of pathology and the first publication in English on pathology as a separate subject (see Garrison-Morton 2281). Cruikshank, together with John Hunter and William Hewson, laid the foundation of modern knowledge of the lymphatic system, as described in Cruikshank's *Anatomy of the Absorbing Vessels of the Human Body* (1786; see Garrison-Morton 1103). *Dictionary of Scientific Biography*. Simmons and Hunter, *William Hunter 1718-1783*, ed. C. H. Brock, p. 27. 40362

75. **Hunter, William (1718-83).** Two introductory lectures, delivered by William Hunter, to his last course of anatomical lectures . . . to which are added, some papers relating to Dr. Hunter's intended plan, for establishing a museum in London . . . 4to. [2], 130pp. Engraved folding plate. London: by order of the Trustees, for J. Johnson, 1784. 282 x 222 mm. Modern half



morocco, cloth boards, gilt-lettered spine, t.e.g., very slightly rubbed. Folding plate somewhat foxed, minor foxing elsewhere, but very good. Early ownership signature of Edward Barlow, M.D. Bath” on the first blank. \$3000

**First Edition** of William Hunter’s posthumously published and **rare** *Two Introductory Lectures*, which treats the history of anatomy from earliest times, the scope of the subject of anatomy, and the requirements for its study. Hunter, who was London’s leading obstetrician, taught anatomy for many years and played a key role in establishing it as a practical discipline through his influence as a teacher; however, little factual documentation remains as to the substance of his lectures. The *Introductory Lectures* represents the only material on the subject of the history and study of anatomy that Hunter saw fit to publish, and is one of only three books that Hunter produced, the others being his famous *Human Gravid Uterus* (1794) and the polemical *Medical Commentaries* issued in the 1760s.

The *Introductory Lectures* show Hunter at his most brilliant in his capacities as speaker, writer, teacher and historian. He writes here of the Windsor Castle collection of Leonardo da Vinci’s anatomical drawings, of which he was the first to announce the existence and importance. He also makes disparaging remarks about Harvey as the “discoverer” of the circulation, citing the work of Harvey “precursors” Cesalpino, Columbo and Servetus. Hunter could speak authoritatively on this subject as he owned copies of the first editions of the relevant books, except for Servetus’s *Christianismi restitutio* (1553), of which he possessed the semi-facsimile reprint

issued in 1723. Perhaps some of the most fascinating comments Hunter makes in his lectures concern his supervisory role in the discovery of the lymphatic system, for which his brother John and his pupils William Hewson and William Cruikshank have long received credit. Hunter, who was of course favorably prejudiced towards these three men, considered their work to be comparable to Harvey’s discovery of the circulation.


Hunter was intensely devoted to his profession: he never married, kept long hours, and worked even in declining health. His dream was to see the establishment of an anatomical school in London, and in the 1760s he began to set his plans in motion. The various forms and proposals he submitted to the British government form the supplementary material to his *Introductory Lectures*; they are included here perhaps because they contain pertinent remarks on the nature and value of anatomy as a discipline. Hunter did not succeed in convincing the government to found a school of anatomy; his own Windmill Street school, where the *Introductory Lectures* were first delivered, was established privately at Hunter’s substantial personal expense after his proposals to the government had failed. Of this unfortunate turn of events, William Osler lamented (entry 3027 in the *Bibliotheca Osleriana*), “It is cruel to think that Hunter’s generous proposal to found a school of anatomy in London, in which his museum would be housed, was never accepted. What a difference it might have made in medical education in the metropolis!” *Dictionary of Scientific Biography. Dictionary of National Biography*. Ferguson, *The Printed Books in the Library of the Hunterian Museum* (1930). Illingworth, *The Story of William Hunter*. Cushing H528. 40356

### *Printed in Calcutta*

76. **Hutton, Thomas.** The chronology of creation; or, geology and scripture reconciled. [2, half-title], xvi, [2, errata], 503pp. Half-title printed in red. Hand-colored lithograph frontispiece and 3 handcolored plates. Calcutta: W. Thacker & Co., 1850. 227 x 139 mm. Original green blind-stamped cloth, gilt-lettered spine, light rubbing. Minor dust-soiling, but very good. Ownership signature on half-title. \$950

**First Edition.** A rebuttal of Buckland’s *Geology and Mineralogy Considered With Reference to Natural Theology* (1837). Hutton, a strict Biblical literalist, rejected the more liberal views of earth history and species development expressed by Buckland, who

particularly emphasized William Paley’s position that the world was not made for man alone but for the pleasure of all species of life; in relation to the object to be attained, all organic mechanisms are equally good, are evidence of beneficent adaptation. He reasserted




that it is futile to try to reconcile geological epochs with the days of creation in Genesis . . .

As a geological system Buckland chose, possibly borrowing from De la Beche and Conybeare, progressive development from an initially hot earth, with discontinuous assemblages of organic life being created and dying out. To express a secular development while simultaneously rejecting continuous progress and transmutation, he deliberately kept the rhetoric of the Great Chain of Being, but with missing links or gaps in the present creation being filled up by fossil organisms from past time periods. This was a noteworthy change from Cuvier, and a major step in the conversion of a balanced Malthusian ecology into a system maintaining its balance while it changed over time (*Dictionary of Scientific Biography*).

Buckland's advocacies of change over time—an idea basic to evolutionary theory—were anathema to Hutton, who refused to accept Buckland's theory of successive creations.

[W]ith regard to our Earth having arisen out of the “wreck and ruins” of a former world, there is decidedly not the slightest foundation for such a belief to be gathered from any sentence in the Mosaic narrative, but, on the contrary, when we are told that “in the beginning God created the Heaven and the Earth,”—we are told so in reference solely to our own actual planet, and not to any world which may have preceded it. The materials from which our Earth was at length produced, were apparently called into being expressly for that purpose. We are not taught to believe that in the beginning, God created *a Heaven and an Earth*, from whose ruins our world was at length phoenix-like to spring forth; but that they were created with reference to the present system alone, for in the whole narrative of Creation nothing appears to be brought forward but what has strict and sole reference to us, and to the Earth which we now inhabit (Hutton, pp. 53-54).

Hutton's book was first published in India, where he was a captain in the Bengal Army. A London edition was issued in 1851. Morton, G. R., “Nineteenth Century Opponents of Geology and Evolution,” <<http://home.entouch.net/dmd/nineteenth.htm>> 40430



### *The Most Famous Image in the Early History of Computing Of the Greatest Rarity*

77. **Jacquard, Joseph Marie (1752-1834). Portrait of Joseph-Marie Jacquard**, manufactured by Didier, Petit et Cie; woven in silk by Michel-Marie Carquillat (1803–1884) in Lyon, France, 1839. The image, including caption and Carquillat's name, taking credit for the weaving, is 55 x 34 cm.; the full piece of silk including blank margins is 85 x 66 cm. It was after an original oil portrait by Claude Bonnefond. Minor wear from folding slightly visible in the image, but with the image in clear, unfaded and fresh condition. The weaving was professionally treated by a textile conservator, and framed according to textile conservation standards. The textile conservator's report and images of before and after are available. Staining in the large outer mar-



gins of the silk, not affecting the image, has been concealed by the conservation frame. \$25,000

This famous image, of which only about six examples are known, was woven by machine using 24,000 Jacquard cards, each of which had over 1000 hole positions. The process of *mis en carte*, or converting the image details to punched cards for the Jacquard mechanism, for this exceptionally large and detailed image, would have taken several workers many months, as the woven image convincingly portrays superfine elements such as a translucent curtain over glass window panes. Once all the “programming” was completed, the process of weaving the image with its 24,000 punched cards would have taken more than eight hours, assuming that the weaver was working at the usual Jacquard loom speed of about forty-eight picks per minute, or about 2800 per hour. More than once this woven image was mistaken for an engraved image. The image was produced only to order, most likely in an exceptionally small number of examples. The only recorded examples are those at the Metropolitan Museum of Art, the Science Museum, London, The Art Institute of Chicago, and the Computer History Museum, Mountain View, California.

The image is the subject of the book by James Essinger entitled *Jacquard's Web: How a Hand Loom Led to the Birth of the Information Age* (2004). To Charles Babbage the incredible sophistication of the information processing involved in the *mis en carte*—what we call programming—of this exceptionally elaborate and beautiful image confirmed the potential of using punched cards for the inputting, programming, and

outputting and storage of information in his design and conception of the first general-purpose programmable computer—the Analytical Engine. The highly aesthetic result also confirmed to Babbage that machines were capable of amazingly complex and subtle processes—processes which might eventually emulate the subtlety of the human mind.

In June 1836 Babbage opted for punched cards to control the machine [the Analytical Engine]. The principle was openly borrowed from the Jacquard loom, which used a string of punched cards to automatically control the pattern of a weave. In the loom, rods were linked to wire hooks, each of which could lift one of the longitudinal threads strung between the frame. The rods were gathered in a rectangular bundle, and the cards were pressed one at a time against the rod ends. If a hole coincided with a rod, the rod passed through the card and no action was taken. If no hole was present then the card pressed back the rod to activate a hook which lifted the associated thread, allowing the shuttle which carried the cross-thread to pass underneath. The cards were strung together with wire, ribbon or tape hinges, and fan-folded into large stacks to form long sequences. The looms were often massive and the loom operator sat inside the frame, sequencing through the cards one at a time by means of a foot pedal or hand lever. The arrangement of holes on the cards determined the pattern of the weave.

As well as patterned textiles for ordinary use, the technique was used to produce elaborate and complex images as exhibition pieces. One well-known piece was a shaded portrait of Jacquard seated at table with a small model of his loom. The portrait was woven in fine silk by a firm in Lyon using a Jacquard punched-card loom. The image took 24,000 cards to produce, and each card had over 1,000 hole positions. Babbage was much taken with the portrait, which is so fine that it is difficult to tell with the naked eye that it is woven rather than engraved. He hung his own copy of the prized portrait in his drawing room and used it to explain his use of the punched cards in his Engine.

The delicate shading, crafted shadows and fine resolution of the Jacquard portrait challenged existing notions that machines were incapable of subtlety. Gradations of shading were surely a matter of artistic taste rather than the province of machinery, and the portrait blurred the clear lines between industrial production and the arts. Just as the completed section of the Difference Engine played its role in reconciling science and religion through Babbage's theory of miracles, the portrait played its part in inviting acceptance for the products of industry in a culture in which aesthetics was regarded as the rightful domain of manual craft and art (Swade, *The Cogwheel Brain*).

*Charles Babbage and the Quest to Build the First Computer* [2000] 107-8).

Here is the link to the example of the Jacquard portrait at the Metropolitan Museum of Art: [http://www.metmuseum.org/TOAH/hd/txtm/ho\\_31.124.htm#](http://www.metmuseum.org/TOAH/hd/txtm/ho_31.124.htm#). 40497



78. **James, Constantin (1813-88)**. *Du Darwinisme ou l'homme-singe*. [4], 323pp. Paris: E. Plon, 1877. Bound with: **Lapparent, Albert de (1839-1908)**. *Les silex taillés et l'ancienneté de l'homme*. 122, [2]pp. Paris: Librairie Bloud, 1908. Together 2 works in 1. 173 x 110 mm. 20th cent. half cloth, marbled boards, front wrapper of Lapparent's work bound in. Very good. \$200

**First Edition** of James's work; third edition of Lapparent's. James was a French Catholic physician and author of several medical works. His *Du Darwinisme ou l'homme-singe* (On Darwinism or the Man-Ape) was probably the most virulent rebuttal of Darwin's *Descent of Man* (1871), the work in which Darwin compared man's physical and psychological traits to similar ones in apes and other animals, and showed how even man's mind and moral sense could have evolved through processes of natural selection. "Dr. James not only refuted Darwin scientifically but poured contempt on his book, calling it 'a fairy tale,' and insisted that a work 'so fantastic and so burlesque' was, doubtless, only a huge joke, like Erasmus's *Praise of Folly*, or Montesquieu's *Persian Letters*" (White, *A History of the Warfare of Science with Theology in Christendom*, p. 96). James's book found such favor with the Catholic Church, which opposed evolution at the



time, that the Pope made James an officer of the Papal Order of St. Sylvester. 40435

79. **Joseph, Jacques (1865-1934)**. Rhinoplasty and facial plastic surgery, with a supplement on mammoplasty and other operations in the field of plastic surgery of the body. . . . English translation by Stanley Milstein. Large 8vo. xxxi, [1], 843, [1]pp. 1718 line and halftone illustrations, some in color. Phoenix, AZ: Columella Press, 1987. 268 x 178 mm. Quarter calf gilt, linen boards, slipcase. As new. \$225

**First Edition in English** of Joseph's *Nasenplastik und sonstige Gesichtsplastik* (1931; probably the most famous classic of plastic and aesthetic surgery published in the 20th century. This deluxe limited edition English translation, issued in 1987, publishes the English translation of Joseph's text and his original illustrations in a format that follows the German edition page for page. see Garrison-Morton 5763.01). 38970

### *Mechanical Equivalent of Heat*

80. **Joule, James Prescott (1818-1889)**. On the calorific effects of magneto-electricity, and on the mechanical value of heat. In: *London, Edinburgh and Dublin Philosophical Magazine and Journal of Science*, 3rd series, 23 (1843), pp. 263-276, 347-355, 435-455. Whole volume, 8vo. viii, 552pp. Engraved frontispiece, text illustrations. 215 x 133 mm. 19th century half calf, marbled boards, light rubbing. Minor foxing but very good. Binder's stamp on rear paste-down. \$9500

XXXII. *On the Calorific Effects of Magneto-Electricity, and on the Mechanical Value of Heat.* By J. P. JOULE, Esq.\*

IT is pretty generally, I believe, taken for granted that the electric forces which are put into play by the magneto-electrical machine, possess, throughout the whole circuit, the same calorific properties as currents arising from other sources. And indeed when we consider heat not as a *substance*, but as a *state of vibration*, there appears to be no reason why it should not be induced by an action of a simply mechanical character, such, for instance, as is presented in the revolution of a coil of wire before the poles of a permanent magnet. At the same time it must be admitted that hitherto no experiments have been made decisive of this very interesting question; for all of them refer to a particular part of the circuit only, leaving it a matter of doubt whether the heat observed was *generated*, or merely *transferred from the coils* in which the magneto-electricity was induced, the coils themselves becoming cold. The latter view did not seem to me very improbable, considering the facts which I had already succeeded in proving, viz. that the heat evolved by the voltaic battery is *definite*† for the chemical changes taking place at the same time; and that the heat rendered “latent” in the electrolysis of water is at the expense of the heat which would otherwise have been evolved in a free state by the circuit‡—facts which, among others, seem to prove that *arrangement only*, not *generation* of heat, takes place in the voltaic apparatus; the simply conducting parts of the circuit evolving that which was previously latent in the battery. And Peltier, by his discovery that cold is produced by a current passing from bismuth to antimony, had, I conceived, proved to a great extent that the heat evolved by thermo-electricity is transferred§ from the heated solder, no heat being *generated*. I resolved therefore to endeavour to clear up the uncertainty with respect to magneto-electrical heat. In this attempt I have met with results which will I hope be worthy the attention of the British Association.

\* Read before the Section of Mathematical and Physical Science of the British Association, meeting at Cork on the 21st of August 1843; and now communicated by the Author.

† Phil. Mag. S. 3. vol. xix. p. 275.


‡ Memoirs of the Literary and Philosophical Society of Manchester, 2nd series, vol. vii. (part 2.) p. 97.

§ The quantity of heat thus transferred is, I doubt not, proportional to the square of the difference between the temperatures of the two solders. I have attempted an experimental demonstration of this law, but owing to the extreme minuteness of the quantities of heat in question, I have not been able to arrive at any satisfactory result.

**First Edition, Journal Issue.** “Experimental proof of the mechanical equivalent of heat for physical phenomena” (*Printing and the Mind of Man*, p. 196). Joule demonstrated that the conversion of heat into force, and vice versa, takes place at a fixed rate. This discovery led to two conclusions: first, that heat is a form of energy; and second, that within a given system, the sum total of energy is both constant and convertible. Joule’s work, along with that of Mayer and Helmholtz, was fundamental to the establishment of the principle of the conservation of energy. Dibner, *Heralds of Science*, 158. Norman 1179. 40295

### *First Monograph on Speech Synthesis*

81. **Kempelen, Wolfgang von (1734-1804).** *Mechanismus der menschlichen Sprache nebst Beschreibung seiner sprechenden Maschine.* 8vo. [20], 456pp. Engraved frontispiece portrait and 26 plates. Vienna: J. B. Degen, 1791. 191 x 118 mm. Calf, gilt spine, light wear to hinges, extremities and corners.



Occasional light soiling, but very good. 18<sup>th</sup> or early 19<sup>th</sup> century ownership stamp of Joseph Richter on the half-title. Bookplate of Andras Gedeon. \$7500

**First Edition in German**, issued simultaneously with the French edition, which was also published by Degen. The **first monograph on speech synthesis**, containing a description with 26 copperplate illustrations of von Kempelen’s voice synthesizer, the forerunner not of sound recording devices such as the phonograph but of today’s electronic computerized devices which actually synthesize speech. The work is also significant from a linguistic standpoint, as it contains a thorough analysis of phonetics (the study of the physical sounds of human speech) and discusses the nature and history of language, as noted by Andras Gedeon, the former owner of this copy, who discussed it in his *Science and Technology in Medicine* (2006):

Kempelen first discusses in general terms the origins of languages and then considered the mechanisms and physiology of speech generation . . . On the nature of language Kempelen argues that human speech and reason are connected and that they develop together over time and he rejects the theory that all languages come from a single (divine) source. He studies the function of the organs of speech and discovers that the cavities over the larynx play the most important role in acoustic articulation (Gedeon, *Science and Technology in Medicine*, p. 139).

The difficult problem of artificial speech has interested inventors since earliest times, and there are numerous fake “talking heads” on record; however, it was not until the end of the 18th century that genuine automata capable of approximating even a few simple speech sounds began to be constructed by such inventors as von Kempelen, von Knaus, the Abbé Mical and Kratzenstein. Von Kempelen’s machine, which could make both vowel and consonant sounds, was by far the most successful of these attempts—little is known

about von Knaus's and Mical's machines, but Kratzenstein's device (for which he won a prize from the Russian Imperial Academy of Science) could reproduce only the five vowels.

Von Kempelen's machines were founded on an expert knowledge of speech physiology, as can be seen by the following passage from Chapuis & Droz's *Automata*:

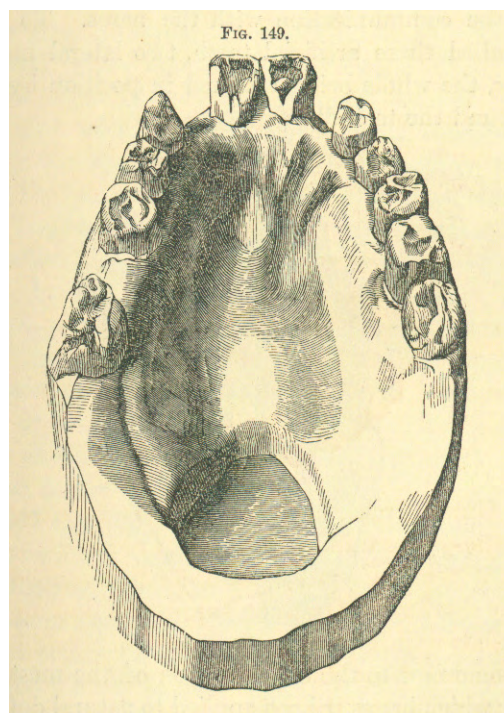
After a detailed examination of the organs of speech von Kempelen devised a hollow oval box divided into two parts and fitted with hinges which made it like jaws. This box caught the sound coming from a tube connected to a bellows. By opening and shutting the jaws, the sounds *a*, *o*, and *u* could be produced, then the sound *e* could be rendered imperfectly but there was no provision for *i*.

After several years of investigation the inventor succeeded in securing by similar means the consonant sounds *p*, *m*, *l*, and by means of the vowels and consonants he could compose syllables and words such as *maman*, *papa*, *aula*, *lama* and *mulo*. But the sounds of letters of similar pronunciation became mixed. . . . Von Kempelen overcame these difficulties in imitating the human voice by means of a single mouth fitted with a glottis. The mouth was made up of a funnel or a bell-shaped device made of stretchable rubber. . . . To this mouth he added a nose made up of two tin tubes connected to it. When the two tubes were opened and the mouth was shut, a perfect *m* sound could be produced, and when one was open and the other shut, the *n* sound was obtained. . . . [Kempelen's machine] succeeded in reproducing entire words and phrases such as *opera*, *astronomy*, *Constantinopolis*, *secundus*, *Romanorum Imperator semper augustus*, etc. . . . Goethe heard it and reports that it was "able to say some childish words very nicely" (p. 322).

Besides being a skilled inventor (he took out a patent on a steam turbine in the 1780s), von Kempelen was also something of a practical joker, and even a bit of a charlatan—he is notorious for his fraudulent "chess-playing Turk," which purported to be fully automated but in reality was operated by a dwarf hidden inside the machine. Guyot, *Liste littéraire sur les sourds-muets*, p. 7. Strandh, *History of the Machine*, pp. 130, 178. 40440

82. **Kingsley, Norman W.** (1829-1913). A treatise on oral deformities as a branch of mechanical surgery. 8vo. xii, 541, [1]pp., 8-page publisher's catalogue. Over 350 text wood-engravings. New York: Appleton, 1880. 222 x 145 mm. Original cloth, one corner bumped, front free endpaper lacking. Light toning, but a very good copy. Bookplate on front pastedown (name covered over by tipped-on slip). \$1500

**First Edition** of the first scientific textbook on irregularities of the teeth and oral deformities. Kingsley, often

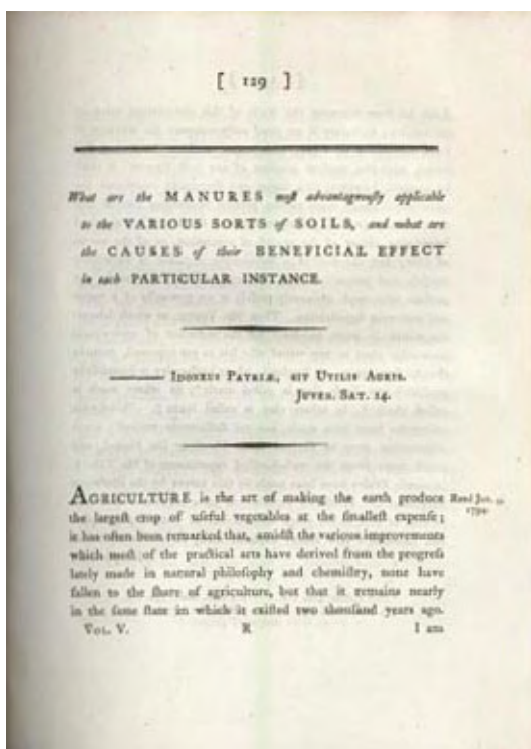


called "the father of orthodontics," made the first attempt at systematizing the treatment of occlusal abnormalities, offering many practical procedures. He devised the artificial velum of soft rubber for cleft palate, advocated abrupt repositioning of the mandible by putting in a bite plane, and recommended the head-chin cap. He invented the first portable gas blowpipe for dentists' use, and was a founder of the New York College of Dentistry, one of the three oldest still in existence today.

The final pages of Kingsley's textbook are devoted to the aesthetics of dentistry, including a section titled "Experiments in Remodelling a Face," and a study of the anatomy and physiology of expression based on Charles Bell's classic, with illustrations drawn from it. Kingsley had some reputation himself as an artist, especially as a sculptor. Garrison-Morton 3685.1. Hoffmann-Axthelm 372-74. Ring 299. DAB. Weinberger 77. Patterson 319; also 384. 40347

83. **Kirkup, John, MD, FRCS.** The evolution of surgical instruments: An illustrated history from ancient times to the 20th century. Introduction by James Edmonson. xvi, 507pp. Frontispiece, 30 color illustrations, 527 black and white illustrations. Novato: Historyofscience.com, 2006. Cloth, dust-jacket, acid-free paper. ISBN 978-0-930405-86-1. \$275

With over 500 illustrations, this work describes the evolution of surgical instruments from ancient times to the present, with detailed commentary by an eminent historian of surgical technology. 38632



### Agricultural Chemistry

84. **Kirwan, Richard (1733?-1812).** (1) Essay, in answer to the following question . . . “What are the manures most advantageously applicable to the various sorts of soils, and what are the causes of their beneficial effect in each particular instance?” In *Trans. Royal Irish Acad.*: 5 (n.d. [1794]): 129-198. (2) A comparative view of meteorological observations made in Ireland since the year 1788, with some hints towards forming prognostics of the weather. In *ibid.*: 3-29. (3) Reflections on meteorological tables, ascertaining the precise signification of the terms Wet, Dry, and Variable. In *ibid.*: 31-38. (4) State of the weather in Dublin from the 1<sup>st</sup> of June 1791 to the 1<sup>st</sup> of June 1793. In *ibid.*: 39-50. (5) Examination of the supposed igneous origin of stony substances. In *ibid.*: 51-81. (6) Meteorological observations made in Ireland in the year 1793. In *ibid.*: 227-242. (7) Experiments on a new earth found near Stronthian in Scotland. In *ibid.*: 243-255. Whole volume, 4to. xvi, [2], 324, [2], 92, [2], 63, [1], 4pp. 7 plates. 261 x 197 mm. Half calf, marbled boards c. 1794, front hinge cracking, one corner bumped. Light dampstaining on some leaves and plates, otherwise very good. \$1500

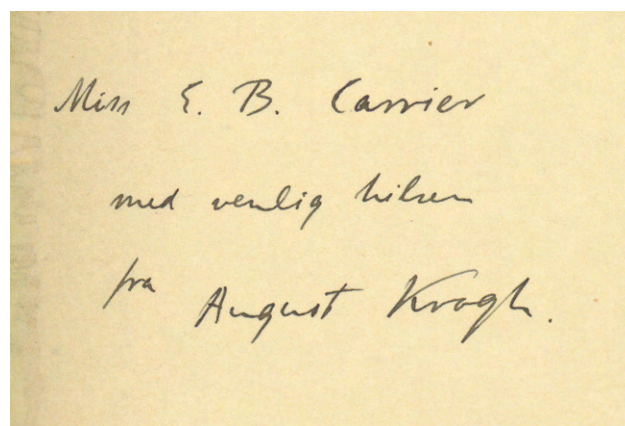
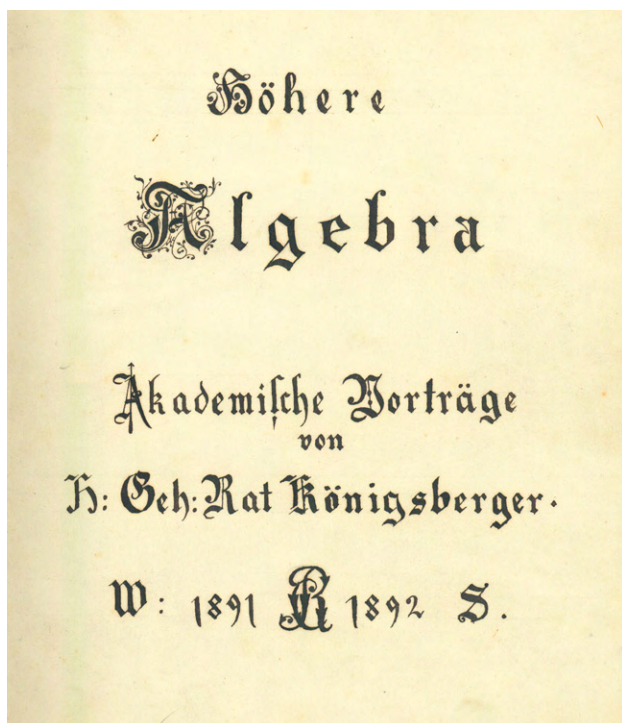
**First Edition** of an important early contribution to agricultural chemistry. Kirwan’s analysis of fertilizers suitable to different soils, first published in this volume of the *Trans-*

*actions of the Royal Irish Academy*, was issued in book form in 1796 and went through numerous editions in both England and America. The Irish chemist Kirwan is known for his experiments on the specific gravities and attractive powers of various saline substances, which formed a substantial contribution to the methods of analytical chemistry, and earned him the Copley Medal from the Royal Society in 1782. Kirwan is also known for his pioneering work in meteorology, some of which is discussed in the meteorological papers contained in this volume: “From records of Irish weather covering forty-one years, compiled by John Rutty, [Kirwan] worked out a system of probabilities with a view to forecasting the weather for seasons ahead. His predictions were more often right than wrong and were much valued by farmers; though the sequences he observed have not persisted in Ireland, methods of autocorrelation similar to Kirwan’s are today proving successful elsewhere” (*Dictionary of Scientific Biography*). Kirwan also wrote on geology, disputing the igneous nature of basalt, taking issue with Hutton’s uniformitarian theory of the earth, and publishing an early report on the element strontium, discovered in 1790. This volume of the *Transactions of the Royal Irish Academy* also contains a paper by George Graydon, “On the fish inclosed in stone of Monte Bolca” (pp. 281-318), illustrated with several striking engravings of fossil fish. 40387

85. **Königsberger, Leo (1837-1921).** Höhere Algebra. Akademische Vorträge . . . W: 1891 1892 S. Bound manuscript, written in a neat German hand. Title (in black letter) and 735 numbered pages. N.p. [Heidelberg], ca. 1892. 206 x 164 mm. Half morocco, mottled boards c. 1892, light wear, one corner bumped. A few pencil annotations in the margins. Ownership signature of “Heinrich H[illeg.], stud. math., Heidelberg” on the verso of the front free endpaper. \$3750

A unique record of the academic work of Königsberger, one of the most famous mathematicians of his time. Königsberger spent most of his career at the University of Heidelberg, where he taught mathematics from 1869 to 1875 and again from 1884 until his retirement in 1914. He contributed to several fields of mathematics, most notably analysis and analytical mechanics.

Königsberger . . . was extremely skillful in treating material from the Riemannian point of view, as can be seen from his textbooks on elliptic functions (1874) and hyperelliptic integrals (1878). In addition he worked intensively on the theory of differential equations. This subject, which grew out of function theory, is associated especially with Lazarus Fuchs, with whom Königsberger was friendly during his youth. Königsberger was the first to treat not merely one differential equation, but an entire system of such equations in complex variables (DSB).



While at Heidelberg Königsberger became close friends with the chemist Robert Bunsen and physicists Hermann Helmholtz and Gustav Kirchhoff; these contacts provided him with the stimulation for his series of works on the differential equations of analytical mechanics. He also published some notable historic works, including an account of his teacher Weierstrass's first lecture on elliptic functions (1917) and a biography of Helmholtz (1902).

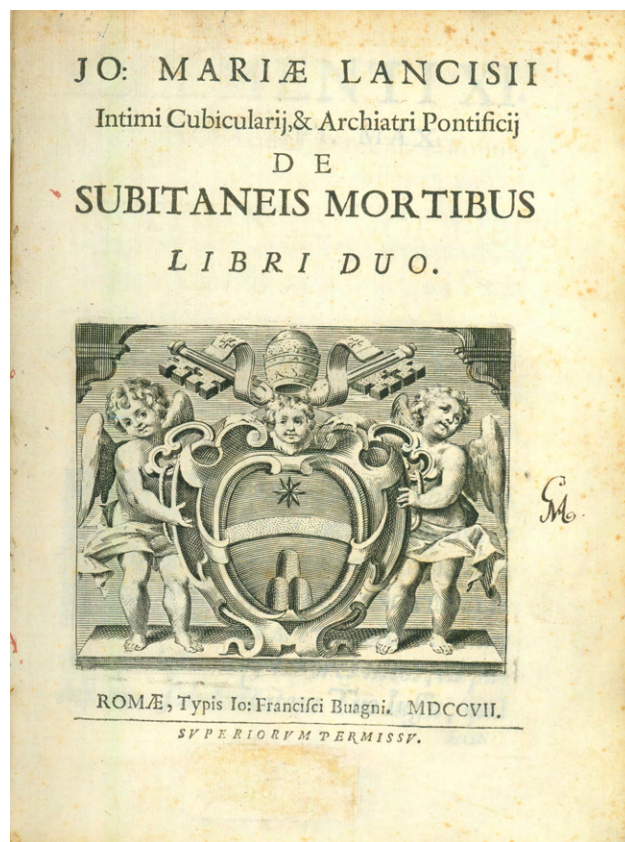
The present manuscript is a transcription of Königsberger's lectures on higher algebra given at Heidelberg during the academic year 1891-92; it was most likely prepared by the mathematics student who inscribed his name in the volume. The lectures were not published, and we can find no record of any similar manuscript transcriptions in either OCLC or the Karlsruhe database. *Dictionary of Scientific Biography*. 40418

86. **Krogh, August (1874-1949)**. The anatomy and physiology of capillaries. xvii, 276pp. New Haven: Yale U.P.; London: Humphry Milford / Oxford U.P., 1922. 235 x 165 mm. Original cloth, corners and extremities a bit worn. **Presentation copy, with tipped-in slip inscribed by the author** to Miss E. B. Carrier.

\$850

**First Edition.** Krogh received the 1920 Nobel Prize in physiology or medicine for discovering the causes of capillary constriction and expansion. In 1922 Krogh published his classic *Anatomy and Physiology of Capillaries*, which showed that capillaries are regulated both by the nervous system and

by hormonal secretions. "Many of the scientists who became the most prominent physiologists of the United States in succeeding decades participated in the studies that made up Krogh's famous monograph. His influence on American physiology cannot be overstated" (Magill, *Nobel Prize Winners: Physiology or Medicine*, p. 210). Garrison-Morton 793. 40485



87. **Lancisi, Giovanni Maria (1654-1720)**. De subitaneis mortibus libri duo. 4to. [22], 243pp. Lacking blank a1. Errata on last page. Rome: Giovanni Francisco Buagni, 1707. 231 x 172 mm. Contemporary vellum, leather spine label, minor worming in

spine. Effaced ink stamp or signature repaired on title, lower blank margin of N4 restored, light foxing and browning, but a fine copy. Boxed. Contemporary signature “Michael Angelus/Philosoph: et Medic: Doctor” on half-title. The Haskell F. Norman copy, with bookplate. \$3000

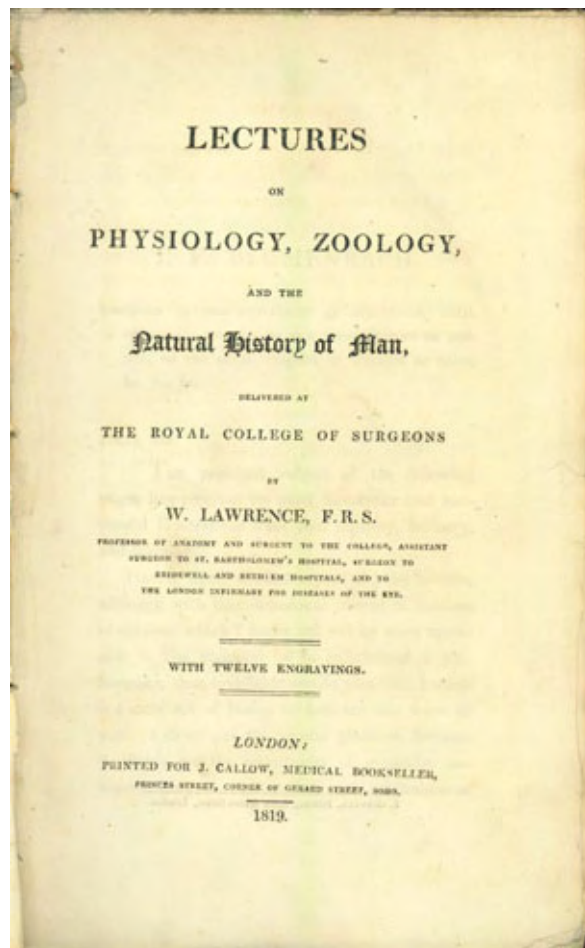
**First Edition**, state of the title with the largest version of the engraved arms of Pope Clement XI. Lancisi, physician to Pope Clement XI, undertook this study of sudden deaths under papal directive after an unusually large number of such deaths had occurred in Rome the previous year. Autopsies of the deceased showed that their deaths were often due to hypertrophy and dilatation of the heart, and to various kinds of valve defects. Lancisi also gave the first description of valvular vegetations, and included in his book a historical survey of the literature and a classification of the cardiac diseases then recognized. Leibowitz suggests that Lancisi’s work “must be the first epidemiological study of a non-communicable condition” (*History of coronary heart disease*, pp. 74-75).

There are three states of the title-page: one with a skull-and-crossbones vignette, one with woodcut arms of Pope Clement XI measuring 65 x 60 mm., and one with a larger engraved version of the Pope’s arms measuring 95 x 120 mm. The engraved version of the arms is larger and more elaborate than the woodcut title decorations; however the order of the states may never be ascertained. Garrison-Morton 2731. Willius & Dry, pp. 76-77. 40482

### *Controversial Early Work on Human Evolution*

88. **Lawrence, William (1783-1867)**. Lectures on physiology, zoology and the natural history of man. 8vo. xxiii, [1], 579, [1]pp., plus 16-page publisher’s catalogue. 12 plates. London: J. Callow, 1819. 226 x 138 mm. (uncut and partially unopened). Boards ca. 1819, recased, light wear. Minor foxing, but very good. Bookplate of W. H. Whinfield. Embossed library stamps on plates. \$4750

**First Edition** of the highly controversial *Natural History of Man*, which sets forth Lawrence’s radical—and to our eyes, remarkably advanced—ideas concerning evolution and heredity. Arguing that theology and metaphysics had no place in science, Lawrence relied instead on empirical evidence in his examination of variation in animals and man, and the dissemination of variation through inheritance. On the question of cause, Lawrence disagreed with those who ascribed variation to external factors such as climate, and rejected the Lamarckian notion of the inheritance of acquired characteristics. His understanding of the mechanics of heredity was well ahead of his time: he stated that “off-



spring inherit only [their parents’] connate qualities and not any of the acquired qualities,” and that the “signal diversities which constitute differences of race in animals . . . can only be explained by two principles . . . namely, the occasional production of an offspring with different characters from those of the parents, as a native or congenital variety; and the propagation of such varieties by generation” (p. 510). While Lawrence did not grasp the role that natural selection plays in the origination of new species, he recognized that “selections and exclusions,” including geographical separation, were the means of change and adaptation in all animals, including humans. He noted that men as well as animals can be improved by selective breeding, and pointed out that sexual selection was responsible for enhancing the beauty of the aristocracy: “The great and noble have generally had it more in their power than others to select the beauty of nations in marriage; and thus . . . they have distinguished their order, as much by elegant proportions of person, as by its prerogatives in society” (p. 454). He investigated the human races in detail, and insisted that the proper approach to this study was a zoological one, since the question of variation in mankind “cannot be settled from the Jewish Scriptures; nor from other historical records” (p. 243).

The *Natural History of Man* came under fire from conservatives and clergy for its materialist approach to human life, and Lawrence was accused of atheism for having dared to challenge the relevance of Scripture to science. In 1822 the Court of Chancery ruled the *Natural History* blasphemous, thus revoking the work's copyright. Lawrence was forced to withdraw the book, a fact reflected in the comparative rarity of the first edition: OCLC cites three copies, at the University of Pennsylvania, Cambridge University and the National Library of Israel, and there are also copies at the British Library and the Library of Congress. However, the book's notoriety was such that several publishers issued their own pirated editions, keeping the work in print for several decades. A list of the London editions of Lawrence's work, taken from OCLC, follows:

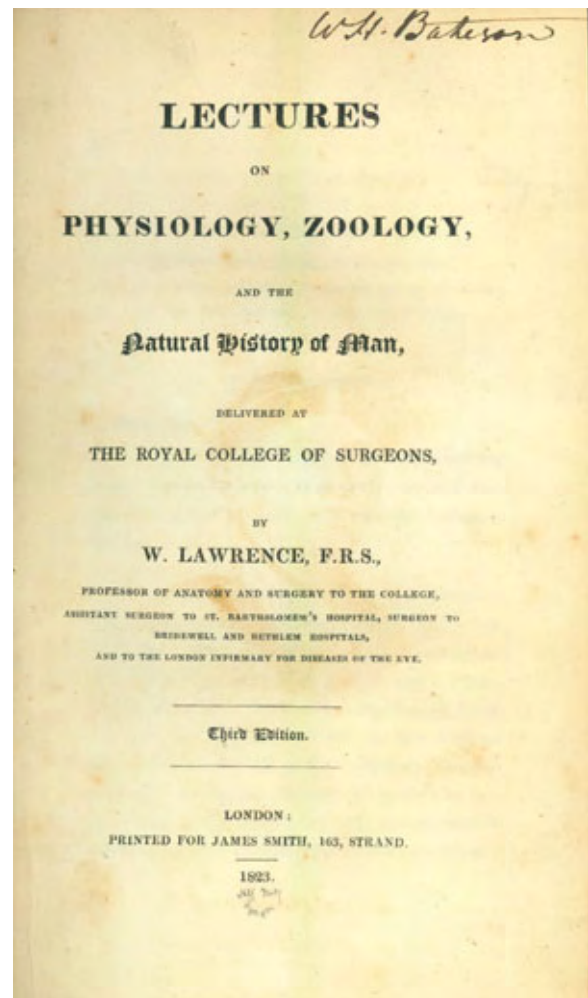
- 1819 J. Callow (authorized)
- 1819 s.n. (?)
- 1822 W. Benbow
- 1822 J. Smith
- 1822 Kaygill & Price (unillustrated)
- 1823 R. Carlile
- 1823 J. Smith
- 1834 J. T. Cox
- 1838 J. Taylor
- 1840 J. Taylor
- 1844 J. Taylor
- 1848 H. G. Bohn
- 1866 Bell & Daldy

Editions were also published in Edinburgh and America.

Darwin owned one of the unauthorized editions listed above, the one issued by "the notorious shoemaker-turned-publisher William Benbow, who financed his flaming politics by selling pornographic prints" (Desmond & Moore, *Darwin*, p. 253). Darwin was obviously impressed with Lawrence's work, citing it five times in *The Descent of Man* (1871). 34693

### *Bateson's Copy*

89. **Lawrence, William (1783-1867).** Lectures on physiology, zoology and the natural history of man. 8vo. xix, [1], 496pp. Frontispiece and 11 plates. London: James Smith, 1823. 219 x 135 mm. Later half morocco, cloth boards. Occasional foxing, but very good. **From the library of British geneticist William Bateson (1861-1926), with his signature ("W. H.**



**Bateson") on the title and pencil notes on the rear free endpaper. \$1500**

Third edition of the above. This copy of the 1823 Smith edition belonged to British geneticist William Bateson, the first person to use the term "genetics" to describe the study of heredity and biological inheritance, and the chief popularizer of the ideas of Gregor Mendel following their rediscovery in 1900. 40439

90. **Libman, Emanuel (1872-1946).** Contributions to the medical sciences in honor of Dr. Emanuel Libman. 3 vols., 8vo. Frontispiece portrait, 1 color plate. New York: International Press, 1932. Original cloth, light wear at corners. Endpapers a little foxed. **Presentation copy, with Libman's signed, letter-length inscription to Dr. Jesse G. M. Bullowa (1879-1943) on the front free endpaper of Vol. I. Bullowa's bookplate in Vol. I. \$950**

**First Edition.** Festschrift published to mark the 60th birthday of Emanuel Libman, founder of the cardiology department at New York's Mount Sinai Hospital, and a legendary diagnostician and teacher. Libman is associated with

Dear Bullowa,

I am glad to inscribe this volume for you. At the same time, I wish to tell you that I have had much pleasure in watching your career, and that you have my admiration. You have not only, by your own effort, earned a prominent place in the profession, but have also been outstanding in your aid and encouragement to individuals and scientific groups, and have made fine contributions yourself. Your whole attitude is dignified, broad and fine. Your devotion to me is much appreciated. With best wishes -

Feb 10, 1935 Emanuel Libman

Libman-Sachs syndrome, a type of endocarditis. The festschrift contains contributions from 147 of Libman's former pupils, colleagues and friends, including W. C. Alvarez, Simon Flexner, L. Aschoff, Albert Einstein, Fielding Garrison, and Alexis Carrel, who remarked in his tribute that "Libman is medicine itself." Also among the contributors was Jesse G. M. Bullowa, a professor of medicine at New York University Medical School, noted for his researches on the serum treatment of pneumonia. Libman presented this copy of his festschrift to Bullowa; his letter-length inscription to Bullowa reads as follows:

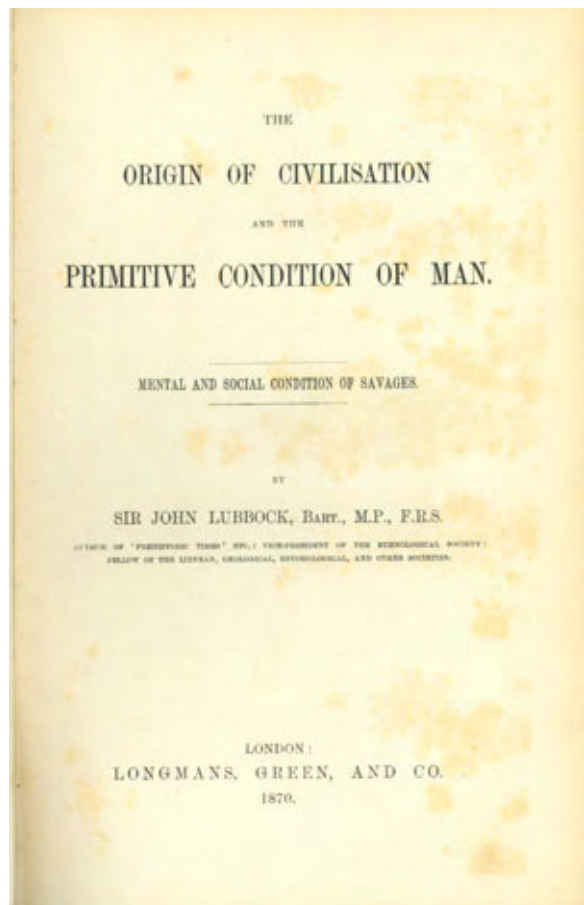
Dear Bullowa,

I am glad to inscribe this volume for you. At the same time, I wish to tell you that I have had much pleasure in watching your career, and that you have my admiration. You have not only, by your own efforts, earned a prominent place in the profession, but have also been outstanding in your aid and encouragement to individuals and scientific groups and have made fine contributions yourself. Your whole attitude is dignified, broad and fine.

Your devotion to me is much appreciated. With best wishes, Emanuel Libman. Feb. 10, 1935

40304

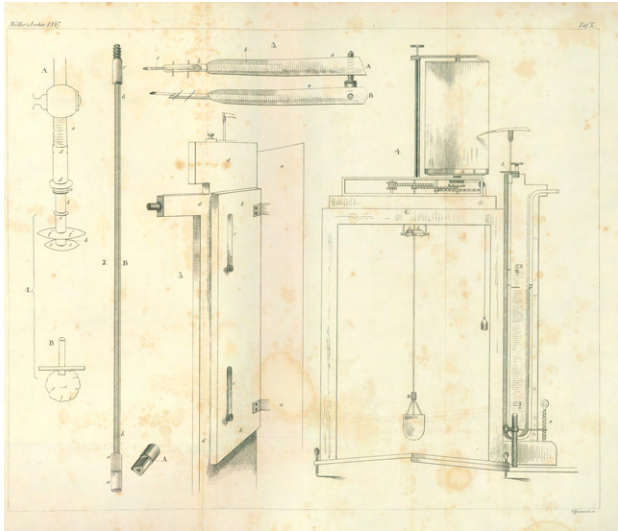
91. **Lubbock, John (1834-1913).** The origin of civilisation and the primitive condition of man. London: Longmans, Green & Co., 1870. xvi, 380pp., plus



24-page publisher's catalogue. Wood-engraved frontispiece and 4 plates. 223 x 142 mm. Original green cloth stamped in black and gilt, light wear to hinges and extremities, hinges cracking. Occasional foxing. Presentation copy, with engraved bookplate reading "From the Author" tipped to the front paste-down.

\$600

**First Edition.** Lubbock made his name in scientific circles as a Darwinian anthropologist and archeologist who sought to delineate the evolutionary mental continuum between human beings and other non-human animals. He is remembered for having introduced the terms "Paleolithic" and "Neolithic" to describe the Old and New Stone Ages; these terms first appeared in his *Pre-Historic Times* (1865), the most influential archeological text of the nineteenth century. In the *Origins of Civilisation*, the sequel to *Pre-Historic Times*, "Lubbock identified prehistoric cultures as evolutionary precursors of modern civilization and contended for the independent organization of cultural inventions as against diffusion or borrowing" (*Dictionary of Scientific Biography*). Lubbock was a friend and neighbor of Darwin; he first leased and then sold to Darwin the land on which Darwin made his famous "Sand Walk." A banker by profession, Lubbock is also known for having enacted the British Bank Holidays Act of 1871. 40434



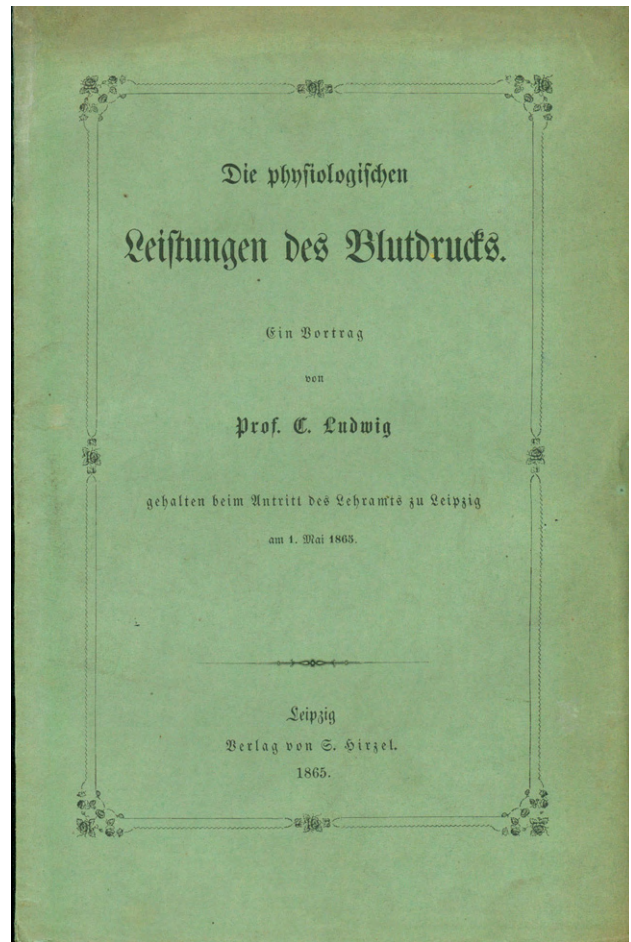
92. **Ludwig, Carl Friedrich Wilhelm (1816-95).** Beiträge zur Kenntniss des Einflusses der Respirationsbewegungen auf den Blutlauf im Aortensysteme. In *Archiv für Anatomie, Physiologie und wissenschaftliche Medizin* (1847): 242-302; accompanied by 5 plates (Tafeln X-XIV). Whole volume. [2], 214, 511pp. 17 plates. 221 x 140 mm. Modern quarter morocco, marbled boards. \$950

**First Edition** the first description of Ludwig's kymograph, the first instrument to record scientific information in graphic form in real time on paper, which Ludwig created by modifying Poiseuille's hemodynamometer so that it could record its results graphically. This device, further modified by Marey and Chaveau, became a standard tool for the graphic recording of experimental results; it is illustrated in plate 10 of the present volume. "Ludwig hoped to elucidate physiological problems by combining the study of the anatomy of an organ with a knowledge of the physicochemical changes that occur in its functioning. . . . Ludwig's combination of ingenuity, resourcefulness and knowledge of physical sciences enabled him to become one of the greatest experimenters in the history of physiology" (*Dictionary of Scientific Biography*). Garrison-Morton 770. 40483

### *Artificial Circulation*

93. **Ludwig, Carl Friedrich Wilhelm (1816-95).** Die physiologischen Leistungen des Blutdrucks. 8vo. 24pp. Leipzig: Hirzel, 1865. 232 x 150 mm. Original green printed wrappers, repaired; in quarter morocco box. Light browning, otherwise fine. \$5000

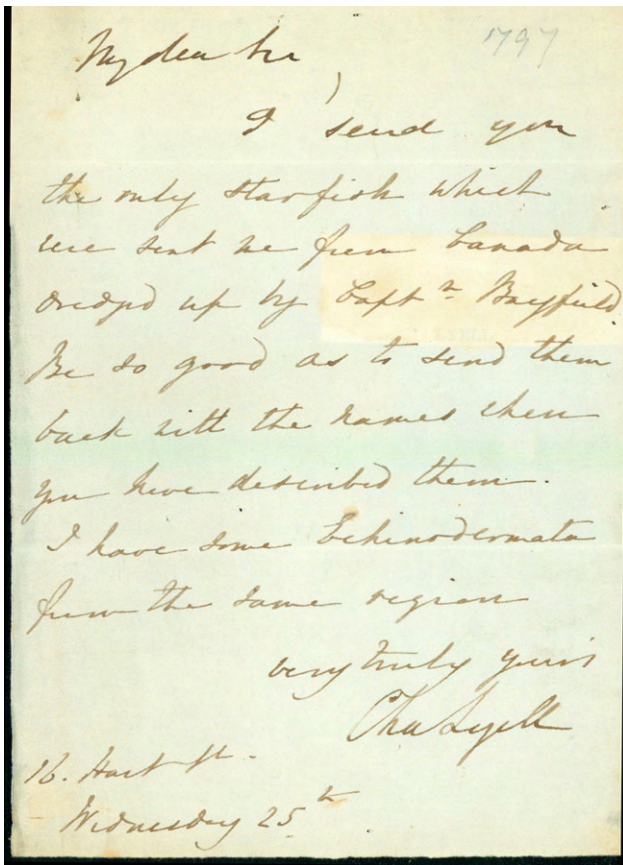
**First Edition** of "Ludwig's inaugural address at Leipzig, in which he introduced the idea of keeping alive excised portions of organs by means of artificial circulation,



or perfusion. He suggested that the blood-pressure had a stimulating effect on the vagus." (G-M 778). As the first professor of physiology at the University of Leipzig, Ludwig created a model physiological institute where he studied vital phenomena in terms of the laws of physics and chemistry. "Ludwig hoped to elucidate physiological problems by combining the study of the anatomy of an organ with a knowledge of the physicochemical changes that occur in its functioning. . . . Ludwig's combination of ingenuity, resourcefulness and knowledge of physical science enabled him to become one of the greatest experimenters in the history of physiology" (*Dictionary of Scientific Biography*). Garrison-Morton 778. 38048

### *"I Send You the Only Starfish"*

94. **Lyell, Charles (1797-1875).** Autograph letter signed to an unidentified correspondent. N.p., n.d. (1835 or after). 1 page. 163 x 115 mm. Small pin-holes in upper margin, 19th cent. printed biographical notice tipped to the verso. \$950




From Charles Lyell, the foremost British geologist of the nineteenth century and author of *Principles of Geology* (1830-33).

My dear Sir,

I send you the only starfish which was sent me from Canada dredged up by Capt. Bayfield. Be so good as to send them back with the names when you have described them. I have some Echinodermata from the same region. Very truly yours, Chas. Lyell.

Lyell here refers to the Canadian fossil shells sent to him in 1835 by Captain Henry Bayfield, who had collected them from Beauport near Quebec City. "Lyell was astonished to find all the species identical with ones he had collected the year before at Uddevalla in Sweden. The species of fossil shells from both places were still living in Arctic waters but were quite different from seashells living at present in the Gulf of St. Lawrence. . . . They showed that in the recent past the climate of the St. Lawrence Valley had been far colder" (Wilson, *Lyell in America* [1998], pp. 111-13). 40468

95. **Lyell, Charles (1797-1875)**. Lithograph portrait with facsimile signature, by Thomas Herbert Maguire (1821-95), lithographed by M. & H. Hanhart. [Ipswich: G. Ransome,] 1849 (dated in the plate). 610 x 440 mm.; image (without signature) measures



242 x 292 mm. One corner chipped, small tear in lower margin, but image in excellent condition. \$2500

**First Edition.** The largest and best portrait of Charles Lyell, the foremost British geologist of the nineteenth century, and author of *Principles of Geology* (1830-33), which had an enormous influence on Charles Darwin. The portrait formed part of a series titled *Portraits of Honorary Members of the Ipswich Museum*, published in 1852 by G. Ransome. Rare. 40421

96. **Lyell, Charles (1797-1875)**. Letter signed to an unidentified correspondent [probably **William Carruthers** (1830-1922)]. [London,] 53 Harley Street, June 23, 1866. 3pp. 180 x 114 mm. Light soiling along folds, tiny tears at top and bottom of center fold. \$950

Letter signed from Charles Lyell most likely to British botanist William Carruthers of the British Museum. In June 1866 Carruthers published a paper titled "On Araucarian Cones from the Secondary Beds of Britain" (*Geological Magazine* 3 [1866]: 249-52), discussing two fossil specimens found in strata from the Jurassic period. Lyell's letter appears to be a response to this paper:

May I ask you two questions with regard to fossil coniferae. 1st Are not the Araucarian fossils which you

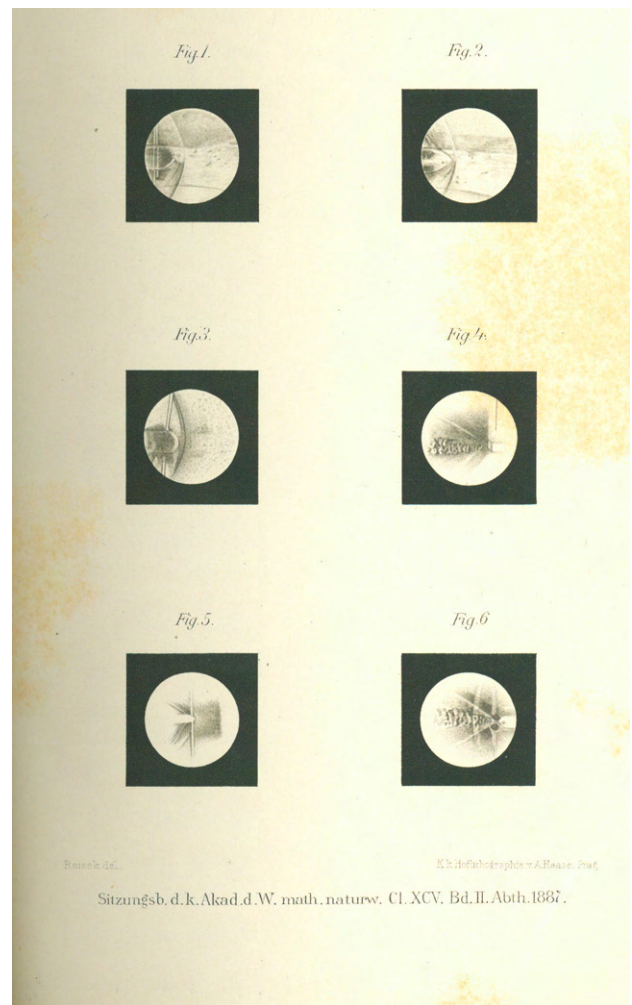
I have stated that the conifers of the ancient Carboniferous strata have so much of an Araucarian structure as to favour the warm climate. I am almost sure the late Robert Brown when I asked him whether the structure of these coal plants was not Araucarian replied "It is different & what it shows of Araucarian structure is rather an exaggeration of that structure or some words to that effect. If you could give me a sentence which I could use in reference to the coniferous wood of the coal I should be glad. I think you wish that Pinites of Witham? or Lindley? was truly coniferous. Believe me very truly yours  
 H. Lyell

describe in the Geol. Mag. in favour so far as they go of a warmer climate in British latitudes.

2ndly In former editions of the Principles I have stated that the conifers of the ancient Carboniferous strata have so much of an Araucarian structure as to favour the warm climate. I am almost sure the late Robert Brown when I asked him whether the structure of these coal plants was not Araucarian replied "It is different. What it shows of Araucarian structure is rather an exaggeration of that structure" or some words to that effect.

If you could give me a sentence which I could use in reference to the coniferous wood of the coal I should be glad. I think you said that Pinites of Witham? or Lindley? was truly coniferous.

*Araucaria* is a genus of coniferous evergreen trees found in New Caledonia, Norfolk Island, eastern Australia, New Guinea and parts of South America; the genus contains nineteen species, including the monkey-puzzle tree. Araucarias are living fossils, dating back to the early Mesozoic, and geological evidence indicates that they were found in the northern hemisphere up to the end of the Cretaceous period. Lyell here wonders about the possibility of identifying the conifers of the earlier Carboniferous period as araucarian, noting that botanist Robert Brown (1773-1858) had not favored such an identification; Brown is best known for having named the cell nucleus and for being the first to observe the seemingly random movement of particles suspended in a liquid or gas (Brownian motion). Lyell also refers to naturalists Henry T. M. Witham (1799-1844) and John Lindley (1799-1865), authors of earlier works on fossil plants. "Pinites" is a term describing the fossilized wood of members of the pine family. 40477

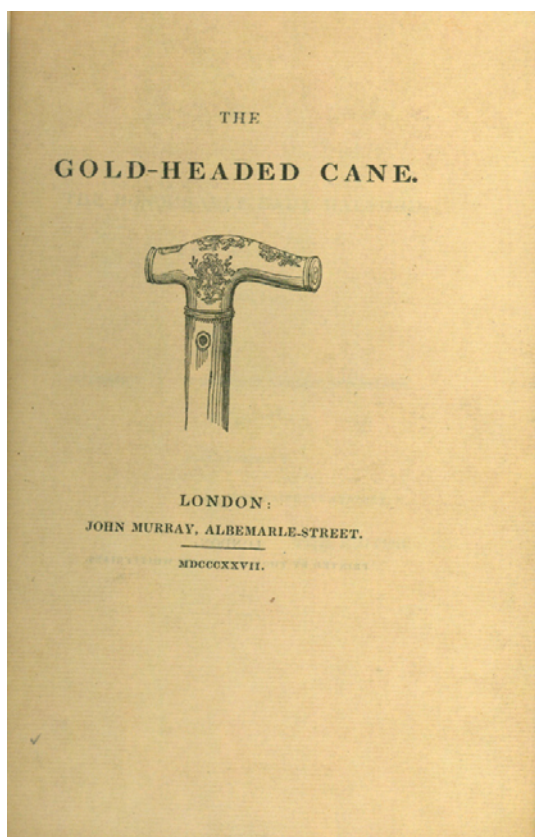


### First Photograph of a Shock Wave

97. **Mach, Ernst (1838-1916) & Salcher, P.** Photographische Fixirung der durch Projectile in der Luft eingeleiteten Vorgänge. In *Sitzungsber. k. Akad. Wiss., math.-naturwiss. Classe*, 95 (1887): 764-80. Plate, text illustrations. Whole number, 8vo. viii, [2], 761-1119pp. 2 fold. plates (in addition to Mach plate), text illustrations. 248 x 160 mm. (uncut & unopened). Original printed wrappers, slight dust-soiling & chipping. Light foxing, otherwise fine. \$950

**First Edition.** Mach's classic paper contains the first photograph of a shock wave in front of an object (in this case a bullet) moving at supersonic speed, and the first mathematical formula describing the physics of this wave. "The angle  $\alpha$ , which the shock wave surrounding the envelope of an advancing gas cone makes with the direction of its motion, was shown to be related to the velocity of sound  $v$  and the velocity of the projectile  $\omega$  as  $\sin \alpha = v/\omega$  when  $\omega > v$ . After 1907, following the work of Ludwig Prandtl at the

Kaiser Wilhelm Institut für Strömungsforschung in Göttingen, the angle  $\alpha$  was called the Mach angle. Recognizing that the value of  $\omega/v$  (the ratio of the speed of an object to the speed of sound in the undisturbed medium in which the object is traveling) was becoming increasingly significant in aerodynamics for high-speed projectile studies, J. Ackeret in his inaugural lecture in 1929 as Privatdozent at the Eidgenössischen Technische Hochschule, Zürich, suggested the term 'Mach number' for this ratio. The Mach number was introduced into the literature in English by the late 1930s and since the end of World War II has taken on considerable importance in theoretical and fluid dynamics" (*Dictionary of Scientific Biography*). Anderson, *Hist. Aerodynamics*, p. 376. 38720



*Extra-Illustrated with 40 Plates*

98. [ **MacMichael, William (1784-1839).** ] The gold-headed cane. 8vo. [8], 179 [1]pp. Text wood-engravings. *Extra-illustrated with 40 engraved plates and portraits, one printed in colors.* London: John Murray, 1827. 198 x 122 mm. Bound by Riviere and Son in full calf, gilt spine and inner dentelles, t.e.g., other edges uncut, original boards and spine label bound in, bookplate removed from inside front cover. Occasional fox-

ing and browning, light offsetting from some of the plates, but very good. \$2750

**First Edition.** G-M 6709: "This charming 'autobiography' tells of the adventures of the famous gold-headed cane, successively in the possession of [John] Radcliffe, [Richard] Mead, [Anthony] Askew, [David] Pitcairn, and [Matthew] Baillie, and then retired to a glass case in the library of the Royal College of Physicians of London. Besides good biographies of the several owners of the cane, the book gives interesting information on the condition of medicine in England in the 18th century." Norman 1409. Waller 16091. 30716



*"The Most Complete Collection of Alchemical Texts Ever Published"*

99. **Manget, Jean Jacques (1652-1742), editor.** *Bibliotheca chemica curiosa.* 2 vols., folio. [20] 936; [4] 904pp. Vol. I title in red and black. Engraved portrait frontispiece and 30 plates. Geneva: Sumpt. Chouet, G. de Tournes, Cramer, Perachon, Ritter, & S. de Tournes, 1702. 353 x 218 mm. Calf c. 1702, rebaked. Browned and foxed throughout, as usual due to the quality of paper, very minor, unnoticeable repair to frontispiece portrait and one plate, but a fine copy as far as this work goes, with the plates in excellent condition. \$18,500

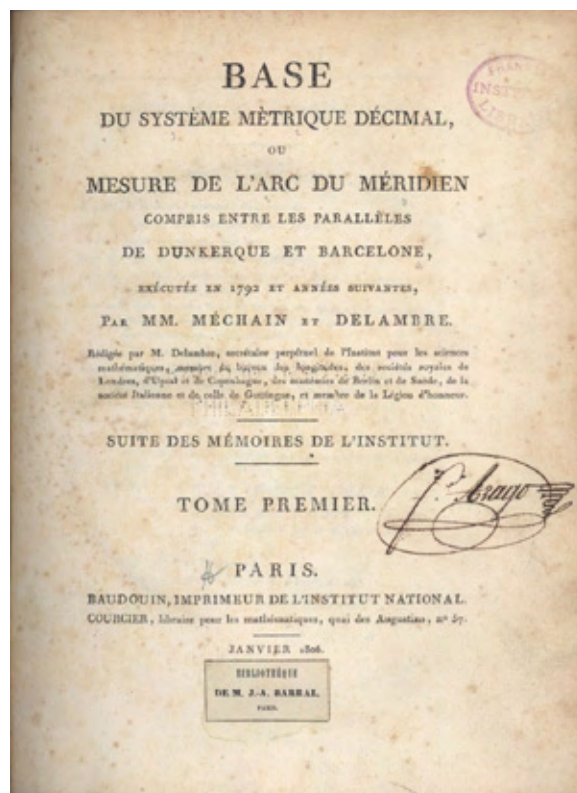
**First Edition** of this rare compilation, which Duveen called “the most complete collection of alchemical texts ever published.” Manget, the compiler and editor, was first physician to the King of Prussia; “his collections and publication of large volumes on medicine and surgery are still very valuable sources of information” (Neville, II, p. 136).

Manget’s work reproduces 140 alchemical texts, including treatises by Geber, Athanasius Kircher, Raymond Lully, Arnold de Villa Nova, Bernard Trevisan, Maria the Jewess, etc.; many of these are now impossible to obtain as separate works. Noteworthy among these is the *Mutus Liber*, “one of the outstanding enigmas of alchemical literature” (Read, p. 156), consisting entirely of 15 engraved plates that show the operations of the Grand Magistry leading up to the discovery of the Philosopher’s Stone (see Read, pp. 155-59 for a detailed explication of each plate in the series). These engravings, thought to be the work of the physician-chemist Jacques Tollé (1630-96), were first published in La Rochelle in 1677; however, this 1677 edition is *virtually unobtainable*, so that Manget’s 1702 reprint is the earliest edition now available. Jung relied heavily on the *Bibliotheca chemica curiosa* in his own extensive psychological researches in alchemy; see Mellon, p. 513. Duveen, p. 387. Mellon 147. Neville, *Historical Chemical Library*, II, p. 136. Read, *Prelude to Chemistry*, pp. 116; 155-59. 40033

*The Metric System, Ex Libris*  
*François Arago, One of the Authors*


100. **Méchain, [Pierre F. A.] (1744-1804) & Delambre, [Jean B. J.] (1749-1822)**. Base du système métrique décimal. 3 vols. **With: Biot, [Jean Baptiste] (1774-1862) & Arago, [François] (1786-1853)**. Recueil d’observations géodésiques, astronomiques et physiques. Together 4 vols., 4to. c. 2500pp. 30 mostly folding engraved plates. Modern half morocco. Minor spotting. From the library of **François Arago**, with his signature on the title and his annotations on some of the folding plates. Bookplate of chemist Jean Augustin Barral (1819-84), who prepared the collected works of Arago, on the titles of all four volumes. Unobtrusive perforated stamp of the Franklin Institute Library on titles of vols. 1-3 & on 2 or 3 other leaves, ink stamp of the library on title of vol. 1 & a few other leaves. Very good set. Paris: Baudouin, 1806-10; veuve Courcier, 1821. \$42,500

**First Edition** of the complete series establishing the metric system, *from the library of one of its co-authors, François Arago*. In 1788 the French Academy of Sciences, at the suggestion of Talleyrand, proposed the establishment of a new universal decimal system of measurement founded upon some “natural and invariable base” to replace Europe’s



diverse regional systems. This project was approved by the National Assembly in 1790 and a basic unit or “meter” of measurement proposed, which was to be one ten-millionth of the distance between the terrestrial pole and the Equator. In 1792 Méchain and Delambre were appointed to make the necessary geodetic measurements of the meridian passing through Dunkirk and Barcelona, from which the meter would be derived. The project was hampered by France’s political revolution, by the death of Méchain in 1804, and by the tedious calculations involved in converting one system to another; it was not until 1810 that Delambre was able to complete the final volume of the *Base du système métrique décimal*.

Méchain and Delambre had determined the length of the meter by taking measurements over a meridian arc of 10 degrees. After Méchain’s death in 1804, the Bureau of Longitudes proposed that the meter’s length be redetermined more accurately by extending measurement of the arc of the meridian south to the Balearic Islands of Mallorca, Menorca and Ibiza. François Arago and Jean Baptiste Biot were assigned to this task. Arago, who later became famous for his work in physics and astronomy, was twenty years old at the start of this project. He and Biot journeyed to Spain and began triangulating the Spanish coast. Their work was disrupted by the political unrest that developed after Napoleon’s invasion of Spain in 1807; Biot managed to escape to France but Arago, who had remained behind to finish the measurements, was captured and imprisoned as a French spy. After a series of adventures, Arago returned to France in



1809, bringing his completed survey data with him. These results, together with geodetic data obtained in France, England and Scotland, were published in the *Recueil d'observations géodésiques*, issued as a supplement to Méchain and Delambre's work.

Arago was showered with honors after his return from Spain: he was elected a member of the Académie des Sciences, appointed to the chair of analytical geometry at the École Polytechnique, and named an astronomer to the Royal Observatory. His most important scientific contributions were in physics, particularly optics and magnetism: he discovered the phenomena of rotary magnetism (the greater sensitivity for light in the periphery of the eye) and rotary polarization, invented the first polariscope, and performed important experiments supporting the undulatory theory of light. In his capacity as secretary of the Académie des Sciences, he championed the photographic process invented by Louis Daguerre, announcing its discovery to the Académie in 1839, and using his influence to obtain publicity and funding for its inventor. *Dictionary of Scientific Biography* under Biot. Daumas, *Arago: La jeunesse de la science*, ch. IV. Norman 1481. *Printing and the Mind of Man* 260. 40311

## Nuclear Fission


101.( 1) **Meitner, Lise (1878-1968) and Frisch, Otto (1904-79)**. Disintegration of uranium by neutrons: A new type of nuclear reaction. Offprint from *Nature* 143 (1939). [3]pp. (2) **Frisch**. Physical evidence for the division of heavy nuclei under neutron bombardment. Offprint from *ibid.* [2]pp. (3) **Frisch**. Statistical calculation of composite decay curves. Offprint from *ibid.* [2]pp. Together 3 offprints. 210 x 141 mm. Unbound as issued. Creased horizontally, a few short marginal tears, faint rust-mark from paper clip on

no. (1). Preserved in a half morocco case. Indecipherable signature dated 1939 on all three offprints. \$15,000

**First Editions, Offprint Issues.** In 1938 Hahn and Strassmann, who were bombarding uranium with neutrons in the expectation of producing “transuranium” elements, discovered barium isotopes among the decay products produced by the bombarded nuclei. At a loss to interpret this, the two men communicated their result by letter to Hahn’s former co-worker Lise Meitner, who had earlier fled to Stockholm to escape Nazi persecution. Meitner, at the suggestion of her nephew Otto Frisch, theorized that the uranium nucleus breaks up into two smaller nuclei through the mutual repulsion of the many protons in the uranium nucleus, which makes it behave like a droplet of water in which the surface tension has been reduced. By taking the difference between the mass of the original nucleus and the slightly smaller total mass of the two fragment nuclei, and using Einstein’s mass-energy equivalence, Meitner calculated the large amount of energy (equal to 200 million electron volts) that would be released during the splitting process, which she and Frisch named “fission.”

Meitner and Frisch made their epochal discovery in the first days of January 1939. To speed publication, they decided to submit a note, rather than a full article, to *Nature*; however, they delayed doing so until Frisch could perform further experiments to confirm their initial data. On January 16 Frisch submitted papers (1) and (2) to *Nature*; they appeared on Feb. 11 and Feb. 18 respectively. These two key papers, together with papers by Fermi (PMM 422a), von Halban *et al.* (PMM 422d) and H. D. Smyth (PMM 422e) were selected for inclusion in the *Printing and the Mind of Man* exhibition and catalogue under its entry for “The Atom Bomb.” The offprints of the Meitner and Frisch papers are practically unfindable—the authors received only a few copies, and the ephemeral nature of these offprints would tend

to militate against their survival. Pais, *Niels Bohr's Times*, pp. 452-56. Norman 1487 (no. 1) & 1488 (no. 2). *Dictionary of Scientific Biography. Printing and the Mind of Man* 422b, c (nos. 1, 2). 40294



### *The First Computer Programs Ever Published*

102. **Menabrea, Luigi Federico (1809–96).** Notions sur la machine analytique de M. Charles Babbage. In *Bibliothèque universelle de Genève*, nouvelle série 41 (1842): 352–76. Whole volume, 8vo. 424pp. Folding table, plate. 210 x 137 mm. Blue boards, leather spine label, upper extremity of spine a bit worn, circa 1842. Fine copy. 19<sup>th</sup> cent. library stamps and markings on title and front free endpaper. \$25,000

**First Edition** of the first computer programs ever published, though the word program was not used in this sense in Babbage's era. Menabrea's paper is also the first published account of Babbage's Analytical Engine and the first account of its logical design. As is well known, Babbage's conception and design of his Analytical Engine—the first general purpose programmable digital computer-- were so far ahead of the imagination of his mathematical and scientific colleagues that few expressed much curiosity regarding it. The only presentation that Babbage made concerning the design and operation of the Analytical Engine was to a group of Italian scientists.

In 1840 Babbage traveled to Torino to make a presentation on the Analytical Engine. Babbage's talk, complete with charts, drawings, models, and mechanical notations, emphasized the Engine's signal feature: its ability to guide its own operations-- what we call conditional branching. In attendance at Babbage's lecture was the young Italian mathematician Luigi Federico Menabrea (later prime minister of Italy), who prepared from his notes an account of the principles of the Analytical Engine. Reflecting a lack of urgency regarding radical innovation unimaginable to us today, Menabrea did not get around to publishing his paper until

two years after Babbage made his presentation, and when he did so he published it in French in a Swiss journal. Shortly after Menabrea's paper appeared Babbage was refused government funding for construction of the machine.

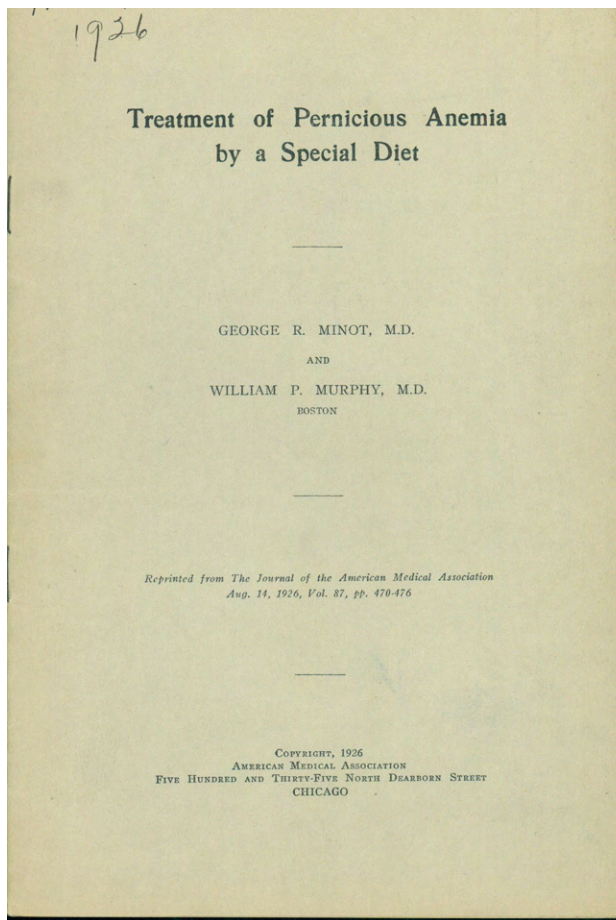
In keeping with the more general nature and immaterial status of the Analytical Engine, Menabrea's account dealt little with mechanical details. Instead he described the functional organization and mathematical operation of this more flexible and powerful invention. To illustrate its capabilities, he presented several charts or tables of the steps through which the machine would be directed to go in performing calculations and finding numerical solutions to algebraic equations. These steps were the instructions the engine's operator would punch in coded form on cards to be fed into the machine; hence, the charts constituted the **first computer programs** [emphasis ours]. Menabrea's charts were taken from those Babbage brought to Torino to illustrate his talks there (Stein, *Ada: A Life and Legacy*, p. 92).

Menabrea's 23-page paper was translated into English the following year by Lord Byron's daughter, Augusta Ada, Countess of Lovelace, who, in collaboration with Babbage, added a series of lengthy notes enlarging on the intended design and operation of Babbage's machine (see following item). Menabrea's paper and Ada Lovelace's translation represent the only detailed publications on the Analytical Engine before Babbage's account in his autobiography (1864). Menabrea himself wrote only two other very brief articles about the Analytical Engine in 1855, primarily concerning his gratification that Countess Lovelace had translated his paper. No offprints of Menabrea's paper are recorded, and this volume is extremely rare on the market. This is the second copy we have handled in more than forty years of trading. The previous copy was rebound. See Randell 1982a, 494. *Origins of Cyberspace* 60. 40364

### *"The Most Important Paper in the History of Digital Computing before Modern Times"*

103. **Menabrea, Luigi Federico (1809–96).** Sketch of the Analytical Engine invented by Charles Babbage. . . with notes by the translator [**Augusta Ada King, Countess of Lovelace** (1815–52)]. In *Scientific Memoirs, Selected from the Transactions of Foreign Academies of Science and Learned Societies* 3 (1843): 666-731, plus folding chart. Whole volume, 8vo. [6], 734pp., 10 plates. 214 x 135 mm. 19th cent. half calf, cloth boards, rebacked, endpapers renewed. Light toning, otherwise fine. Library shelf-mark on title. \$35,000





87 (1926). 19pp. 216 x 141 mm. Original printed wrappers, docketed in upper left corner of front wrapper. (2) T.L.s. from Minot to medical historian **Walter R. Bett** (1903-68; see G-M 2243), dated May 9, 1935, on Minot's engraved stationery. 1 page. 275 x 214 mm. Creased where folded, light toning. Docketed by Bett. Together with Minot's clipped signature mounted on card. (3) Collection of 37 additional offprints by Minot, Murphy and others on pernicious anemia and related medical subjects, as listed below. 1917-1936. In original wrappers or without wrappers; complete listing available. The whole collection preserved in a cloth drop-back box. Presented by Minot to Walter R. Bett, as noted in Minot's T.L.s. Overall very good. \$3750

(1) **First Edition, Offprint Issues.** Garrison-Morton 3140. Minot, a graduate of Harvard Medical School, spent most of his career at that institution, except for a brief but important period at Johns Hopkins University Hospital where he "was introduced to organized research and the meticulous attention to detail required in quality research" (Magill, p. 384). In 1934 Minot and his associate, William P. Murphy, received a share of the Nobel Prize in physiology / medicine for developing and conducting the first human clinical trials of a diet rich in liver for the treatment of perni-

cious anemia. The remainder of the prize was awarded to George H. Whipple, whose researches on experimentally induced anemia in dogs established the value of certain foods, especially liver, in accelerating the production of red blood cells after blood loss.

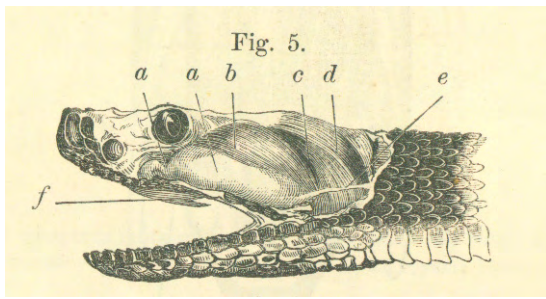
Pernicious anemia, caused by the lack of an intrinsic factor that helps the body absorb vitamin B-12, causes a severe reduction in the number of red blood cells and a decreased concentration in the blood of hemoglobin; without proper treatment it is inevitably fatal. Building on Whipple's researches, Minot and Murphy developed a special diet rich in liver and tested it on 45 patients suffering from pernicious anemia. The patients improved rapidly; before the end of the first week of treatment, Minot and Murphy noted a marked increase both in the number of young red blood corpuscles (reticulocytes) and in overall red blood cell count. Six months later the patients' average red blood cell count had risen from 1.47 million to 4.5 million per cubic milliliter.

Minot and Murphy reported their results in the present paper, following it a year later with another paper confirming their findings in 105 pernicious anemia patients. With the help of Edwin Cohn, a professor of physical chemistry at Harvard Medical School, Minot developed a therapeutic liver extract which he, Murphy and Cohn tested successfully on 160 patients (the active principle in this extract was identified in 1948 as vitamin B-12). Minot and Murphy's liver-based treatment of pernicious anemia "ranks as one of the greatest modern advances in therapy" (G-M).

"Minot's work and that of numerous pupils during the decade after 1926 initiated a new era in clinical hematology by replacing the largely morphologic studies of the blood and blood-destroying organs with dynamic measurements of their functions. . . . Among the many significant contributions of Minot and his associates were early work on blood transfusion, blood coagulation, and blood platelets, and classical studies of the hematological effects of irradiation in chronic leukemias and lymphoid tumors" (DSB).


(2) Minot's letter to Bett discusses an encounter with John Fulton; Minot's interest in H. W. Fowler, author of the classic *Dictionary of Modern English Usage*; and Bett's request "to send you for your library some reprints dealing with pernicious anemia." Minot fulfilled Bett's request by sending him the offprints listed below.

(3) **First Editions, Offprint Issues.** This collection of offprints by Minot, Murphy and others contains six of the primary papers cited in Magill: "Treatment of pernicious anemia by a special diet" (described above), "A diet rich in liver in the treatment of pernicious anemia. Study of one hundred and five cases", "Treatment of pernicious anemia with liver extract", and Minot's three classic papers on radiation therapy in leukemias. Complete listing available. Garrison-Morton 3140. Magill, *The Nobel Prize winners; Physiology or Medicine*, pp. 381-389. 39622



105. **Mitchell, Silas Weir (1829-1914).** Researches upon the venom of the rattlesnake . . . viii, [2], 145pp. Washington, D.C.: Smithsonian Institution; New York: D. Appleton, 1861. 321 x 242 mm. Modern cloth, original printed wrappers (repaired, with some spotting) bound in at the back. Title-leaf repaired. Stamp of the Société Impériale Zoologique d'Acclimatation on the title, front wrapper and one or two other leaves. Bookplate. \$450

**First Edition** of Mitchell's pioneering study of rattlesnakes and their venom. Mitchell, best known for his contributions to neurology, was one of the first American scientists to engage in large-scale animal experimentation. He began investigating rattlesnakes in 1858, studying their anatomy and physiology, their habits in captivity and the toxicology and physiological effects of their venom. 14130



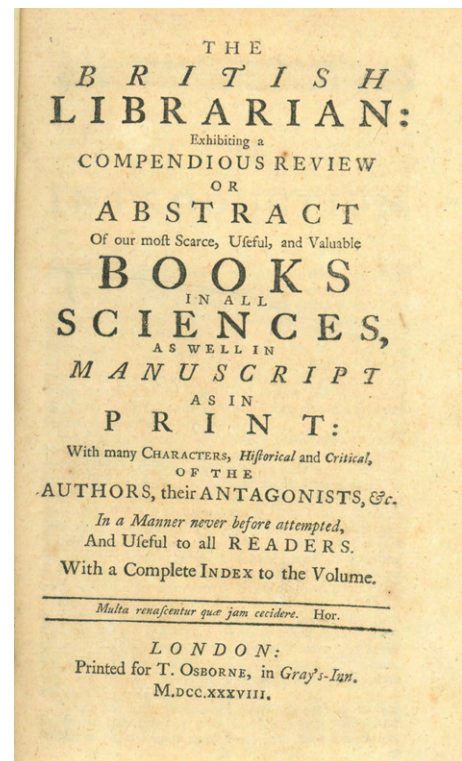
### Software Engineering

106. **Naur, Peter and Brian Randell.** Software engineering. Report on a conference sponsored by the NATO Science Committee . . . 7th to 11th October 1968. 231pp. Brussels: NATO Science Committee, 1969. 249 x 169 mm. Original blue printed wrappers. Light wear. **With: Buxton, John N. and Randell.** Software engineering techniques: Report on a conference sponsored by the NATO Science Committee. . . . 27th to 31st October 1969. 8vo. 164pp. Brussels:

NATO Science Committee, 1970. 249 x 169 mm. Original blue printed wrappers. Occasional underlining in red pencil, otherwise very good. Together 2 items.

\$500

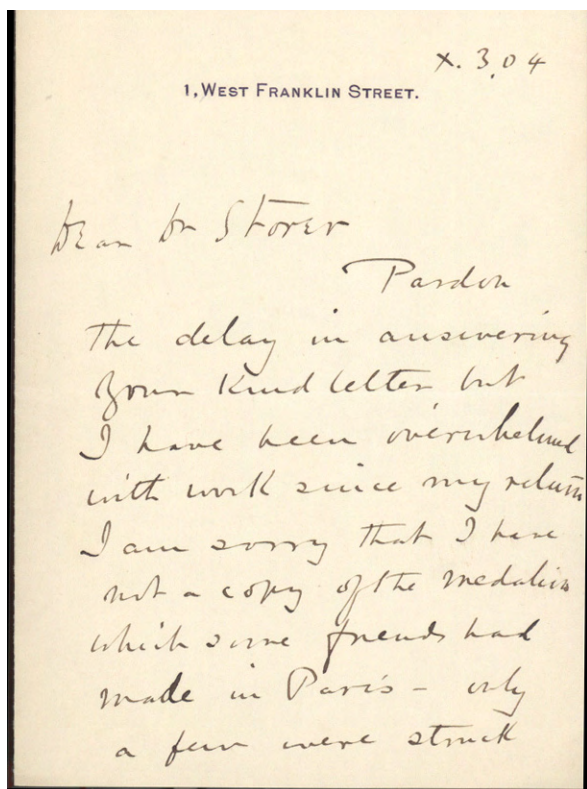
**First Edition** of the proceedings of the first and second NATO conferences on software engineering. The first NATO Software Engineering Conference, held in Garmisch, Germany in 1968, marked the introduction of the term "software engineering" into the general literature to describe the controlled analysis, specification, design, development, testing and maintenance of software—a subject then in its earliest infancy. The second conference, held in Rome, focused on technical problems and on the communications gap between various divisions of the field. Randell, "The 1968/69 NATO Software Engineering Reports," Dagstuhl-Seminar 9635: History of Software Engineering (web reference). 40491



### First English Periodical on Rare Books

107. **Oldys, William (1696-1761).** The British librarian: Exhibiting a compendious review or abstract of our most scarce, useful, and valuable books in all sciences, as well in manuscript as in print. 8vo. [2], vii, [5], 402, [2, adverts.]pp. London: T. Osborne, 1738. 218 x 138 mm. (uncut). Quarter morocco, marbled boards in period style. Fine copy. \$1500





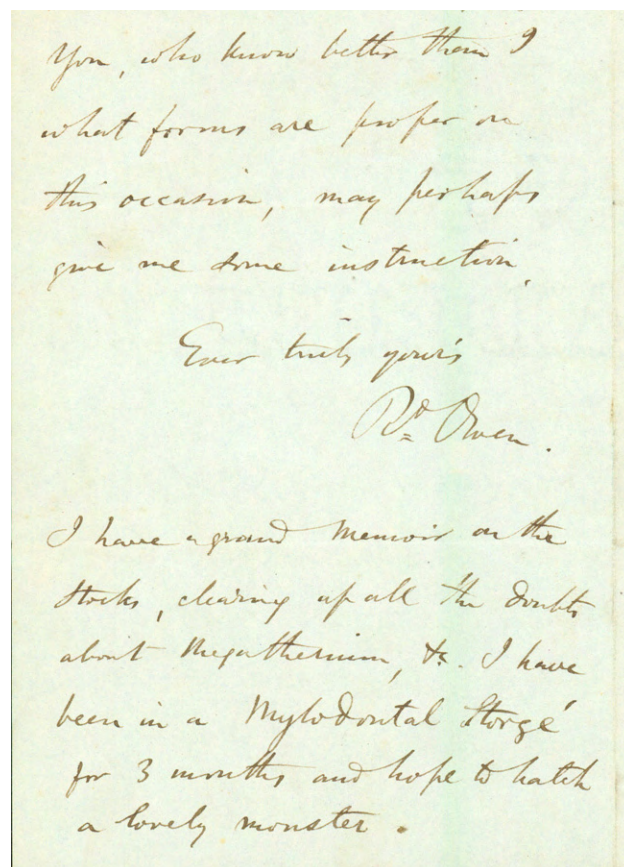
110. **Osler, William (1849-1919)**. A.L.s. to [Horatio] Storer (1830-1922), dated X.3.04 [i.e., October 3, 1904], on stationery engraved with Osler's 1, West Franklin Street address. [Baltimore], 1904. 2 pp., on sheet folded to 161 x 116 mm. Creased where folded, but very good. \$2250

Letter to Storer, the medical numismatist and author of *Medicina in nummis* (G-M 6633). "Pardon the delay in answering your kind letter, but I have been overwhelmed with work since my return. I am sorry that I have not a copy of the medalion [sic] which some friends had make in Paris—only a few were struck off. Perhaps next year I may be able to get you one." The "medalion" Osler referred to was certainly the famous Vernon Plaque, commissioned by Henry Barton Jacobs in 1903 from Frédéric C. V. de Vernon, France's premier medalist. See Cushing, *Life of Osler*, p. 611. DAMB (Kelly & Burrage) re Storer. 30419

### "Hope to Hatch a Lovely Monster"

111. **Owen, Richard (1804-92)**. Autograph letter signed to Joseph Pentland (1793-1873). [London,] College of Surgeons, Nov. 9, 1842. 3-1/2pp. 182 x 113 mm. Fine. \$2250

Letter with excellent scientific content from Richard Owen, the foremost British comparative anatomist and pale-



ontologist of his era, and founder of London's Natural History Museum. Owen's letter discusses his award of a civil list pension of £200 per year from the British government, an event that marked "a major step up the social ladder for Owen" (Rupke, *Richard Owen*, p. 52). Owen received his first notification of the honor in a letter dated 1 November 1842 from British Prime Minister Robert Peel. He responded to Peel's letter the same day, but was still waiting for official confirmation at the time he wrote the present letter to Pentland:

As I never see a newspaper your congratulations startled me: but both Mrs. Owen & myself esteem the kindness which prompted them. I have, it is true, been honor'd by a gracious letter of 3 pages & a half from the Premier, proposing with my consent to name me for the Civil List, &c., but beyond that nothing official has yet reached me: & I only trust, for the honor of physiology, that it is intended to give it the same reward as Chemistry has received in the person of Faraday & astronomy in that of Airy.

In the last phrase Owen was echoing his friend and fellow paleontologist William Buckland, who in January 1842 had sent a letter to Peel recommending Owen for a civil list pension and comparing his national reputation as a scientist to those of Michael Faraday, John Dalton and astronomer George Biddle Airy.

In a postscript Owen touched on his important researches on the giant extinct ground sloths of South America:

I have a grand memoir on the sloths, clearing up all the doubts about Megatherium, &c. I have been in a Mylodontal [...] for 3 months, and hope to hatch a lovely monster.

The “grand memoir” refers to Owen’s *Description of the Skeleton of an Extinct Giant Sloth* (1842), an anatomical study of the mylodon skeleton donated to the College of Surgeons in 1841 by Woodbine Parish, Britain’s *chargé d’affaires* at Buenos Aires. In his paper Owen used “a detailed description of form . . . to infer function, eating habits and habitat” (Rupke, p. 129), defending Cuvier’s and Buckland’s correct claim that the mylodon was indeed a herbivorous sloth and not an insect-eating armadillo-like creature, as some had argued.

Owen’s correspondent, Joseph Pentland, was a geographer and naturalist who had studied with Cuvier. Pentland helped to survey a large portion of the Bolivian Andes in 1826 and 1827, and served as British Consul-General in Bolivia from 1836-39. 40453.

112. **Owen, Richard (1804-92).** Lithograph portrait with facsimile signature, by Thomas Herbert Maguire (1821-95), lithographed by M. & H. Hanhart. [Ipswich: G. Ransome,] 1850 (dated in the plate). 610 x 440 mm.; image (without signature) measures 242 x 292 mm. A few faint spots in the margins, but very good. \$2500

**First Edition.** The largest and best portrait of paleontologist and zoologist Richard Owen, superintendent of the Natural History department of the British Museum, and one of Darwin’s foremost adversaries. The portrait formed part of a series titled *Portraits of Honorary Members of the Ipswich Museum*, published in 1852. *Rare.* 40423

### *Owen on the Natural History Museum—Presentation Copy*

113. **Owen, Richard (1804-92).** On the extent and aims of a national museum of natural history. 8vo. [4], 126pp. 2 folding plates. London: Saunders, Otley & Co., 1862. 222 x 142 mm. Original plum cloth, a little worn, inner hinges cracking. Light toning, but very good. **Presentation copy, inscribed by Owen on the verso of the front free endpaper: “The Marquis of Ripon, K.G. with the Author’s respects.”** \$1500

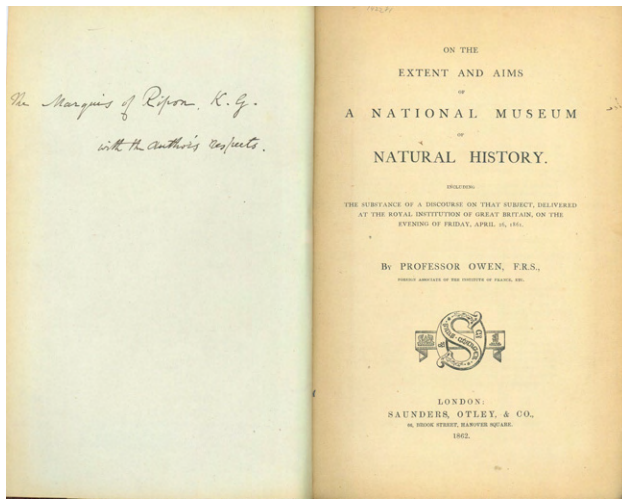
**First Edition.** Owen was the prime mover behind the construction of the Natural History Museum, a project that occupied him for over two decades. After his appointment as superintendent of the Natural History department of the



British Museum in 1856, dissatisfied with the cramped and disorganized confines of the existing British Museum (located in Bloomsbury), Owen began lobbying for a “separate but unified national museum of natural history . . . to represent the three kingdoms of nature” (Rupke, p. 34), to be housed in a building spacious enough to display even the largest specimens of both living and fossil species. The project did not really get off the ground until October 1861, when Owen

manipulated future Prime Minister Gladstone into the opinion that the current exhibition facilities for the Natural History Department of the British Museum were inadequate for their task. Owen cultivated Gladstone’s support in order to bring the issue before Parliament once the Trustees of the British Museum fell into agreement with his extravagant plans for building not just more display space, but an entirely new building to house the natural history collection (Johnson-Roehr, “The Natural History Museum—London” [internet reference]).

After much heated debate, Owen’s plan was approved and the South Kensington museum, designed by Albert Waterhouse, began construction in 1873. The building was completed by late 1879, and the museum opened its doors to the public in 1881. The social and cultural impact of Owen’s Natural History Museum cannot be overestimated: Bill Bryson, in his *Short History of Nearly Everything* (2003), has



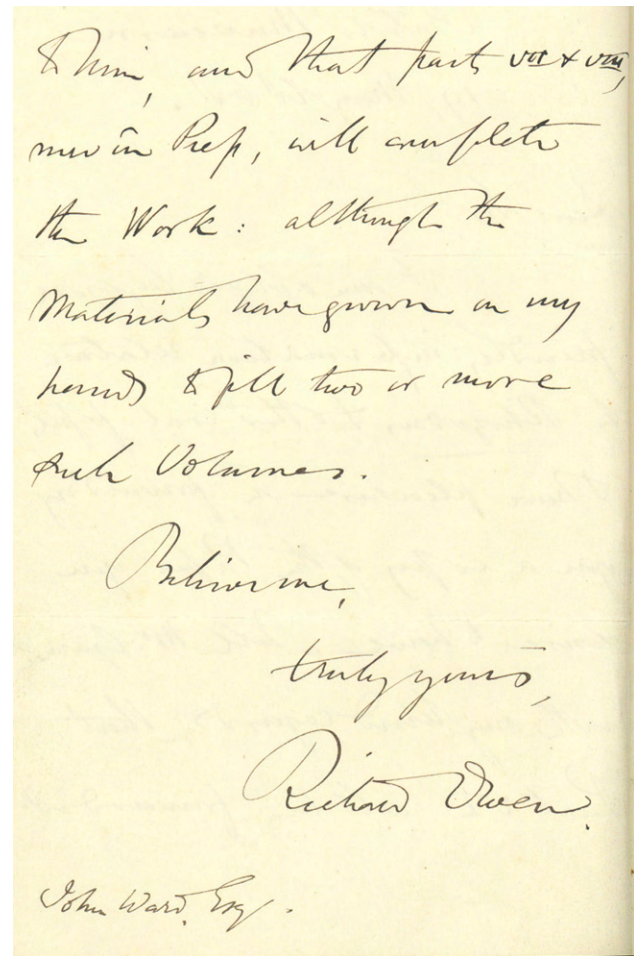
stated that “by making the Natural History Museum an institution for everyone, Owen transformed our expectations of what museums are for” (p. 81).

Owen’s *On the Extent and Aims of a National Museum of Natural History*, containing the text of his lecture delivered before the Royal Institution in April 1861, was part of his long campaign to obtain political backing for the South Kensington Museum. Owen presented this copy of the work to the George Frederick Samuel Robinson, first Marquess of Ripon, a prominent Liberal politician who held several influential posts during Gladstone’s two terms as Prime Minister. The presentation was made in 1869 or afterwards, since Robinson was not made Knight of the Garter (K.G.) until that year. 40263

*Presentation Copy, with Autograph Letter Signed*

114. **Owen, Richard (1804-92).** On the dental characters of genera and species, chiefly of fishes, from the low main seam and shales of coal, Northumberland. Offprint from *Trans. Odontol. Soc. G. B.* 8vo. 72pp. 15 chromolith. plates. London: Wyman & Sons, 1867. 211 x 137 mm. 19th cent. cloth, a little shaken, minor wear at spinal extremities, handwritten paper spine label (a little chipped). **Presentation copy, with 2-page A.L.s. from Owen to the recipient John Ward, dated 19 May 1868,** tipped in at the front; Ward’s signature (dated May 1868) and note “Presented by Professor Owen” on the title. Sheet of notes in pencil in an unidentified hand laid in. \$2250

**First Separate Edition** of Owen’s brief monograph on fossil teeth, originally intended for inclusion in a second edition of Owen’s *Odontography*, which, however, was never published. The work is illustrated with 15 colored plates showing cross-sections and microscopic views; Owen had



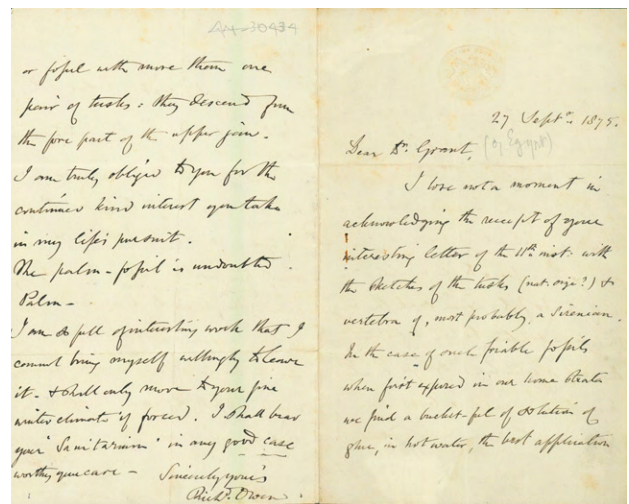
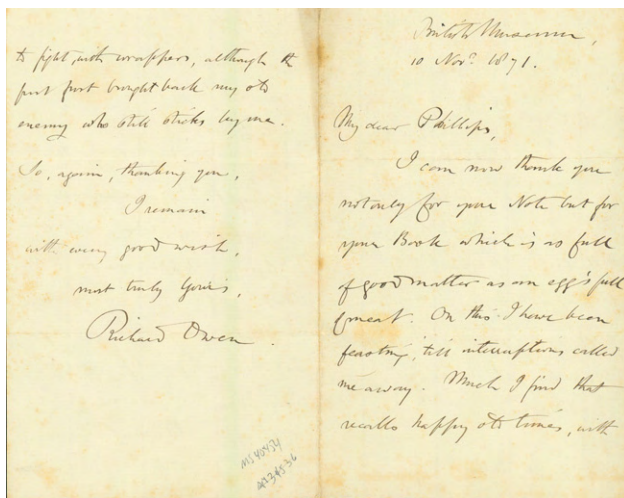
been among the first to take advantage of recent improvements in microscopy to study the structure of fossil teeth.

Owen presented this copy to John Ward, a collector of fossils who contributed specimens to the British Museum; see *The History of the Collections Contained in the Natural History Departments of the British Museum* (1904), p. 235. Owen’s letter to Ward reads as follows:

I am obliged by your friendly information relative to *Rhizodus* & other coal-fossils, & have pleasure in forwarding you a copy of the Paper you desire to have. Tell Mr. Garner with my kind regards, that “Part VI” will be forwarded to him, and that parts VII & VIII, now in Press, will complete the Work: although the Materials have grown on my hands to fill two or more such volumes. Believe me, truly yours, Richard Owen.

[postscript] I could not, just at present, devote time to describe your Fossils—I may tell you when I am at leisure to take them in hand.

“Rhizodus” refers to an extinct group of predatory lobe-finned fishes. We have not been able to identify the publication Owen mentions. B.M. (Nat. Hist.), p. 1491. Owen, *Life*, II, p. 369. Rukpe, *Richard Owen*, pp. 113-15. 40211



115. **Owen, Richard (1804-92).** Autograph letter signed to John Phillips (1800-1874). [London], British Museum, 10 Nov. 1871. 4pp. 180 x 113 mm. Light spotting, but very good. \$1500

To Owen's old friend John Phillips, reader in geology at Oxford University, who had sent Owen a copy of his *Geology of Oxford and the Valley of the Thames* (1871).

I can now thank you not only for your Note but for your Book which is so full of good matter as an egg's full of meat. On this I have been feasting, till interruptions called me away. Much I find that recalls happy old times, with dear old Buckland, when we were groping our way. If I live to finish, & you to see, the Vol. on Australian fossils I promise you an early copy: I think it is likely to be the first opportunity I may have of returning you anything in kind . . .

Owen refers here to geologist and paleontologist William Buckland (1784-1856), author of *Reliquiae diluvianae* (1823) and of the first full account of a fossil dinosaur (1824). Buckland's support had been crucial to the advancement of Owen's career in the 1830s and 1840s. The "Vol. on Australian fossils" refers to Owen's *Researches on the Fossil Remains of the Extinct Mammals of Australia*, which he was then in the midst of writing; the work was published in 1877-78.

John Phillips, the recipient of this letter, was the nephew and pupil of geologist William Smith (1769-1839), whose "Delineation of the Strata of England and Wales with part of Scotland" (1815) was the first large-scale geological map of any country. 40454

### *Owen's Method of Fossil Extraction*

116. **Owen, Richard (1804-92).** Autograph letter signed to Dr. [James Andrew Sandilands?] Grant

(1840-96). N.p. [London], 27 Sept. 1875. 4pp., on stationery embossed with the seal of the British Museum. One or two faint spots, otherwise fine. \$1500

Owen here advises his correspondent on the best method of excavating fossil remains:

I lose not a moment in acknowledging the receipt of your interesting letter of the 11<sup>th</sup> inst. with the sketches of the tusks (orig. size?) & vertebra of, most probably, a Sirenian [member of the manatee or dugong family]. In the case of such friable fossils when first explored in our home strata we find a bucket-ful of solution of glue, in hot water, the best application poured over the tusks or bones, in situ, before attempting the extraction. I think it likely that it would add also to the consistence of the limestone matrix. Then we work out as much of the matrix as appears to be in contact with the fossil, again soak the mass in glue-solution, before beginning the work of extraction.

The next portion of the letter contains Owen's instructions to Grant for shipping the fossil remains to the British Museum and billing the Museum for his costs. Owen then returns to the subject of the fossil itself:

All of the shells associated with the tusks would help to determine the age of the matrix. I know of no Sirenian recent or fossil with more than one pair of teeth: they descend from the fore part of the upper jaw. I am truly obliged to you for the continued kind interest you take in my life's pursuit.


Owen's correspondent, identified in a later pencil note as being "of Egypt," was most likely Dr. James A. S. Grant, a Scottish physician who settled in Egypt in the 1860s. Grant assisted in the 1872 survey of the Great Pyramid, and took part in a number of archeological excavations. His large collection of Egyptian antiquities is now at the Marischal Museum at the University of Aberdeen. 40455



*Best Illustrated Early American Surgery—Very Fine Copy*

117. **Pancoast, Joseph (1805-82).** A treatise on operative surgery. . . . 4to. Adverts., 380pp., prospectus for Moreau's *Midwifery* with specimen plate, adverts. 80 lith. plates, including frontispiece. Philadelphia: Carey & Hart, 1844. 312 x 254 mm. Original cloth, rebaked preserving original spine. Occasional lightly browning but an excellent copy of a work often found foxed or stained. 19th cent. bookplate and discard note of the N. Y. Acad. Med. \$3250

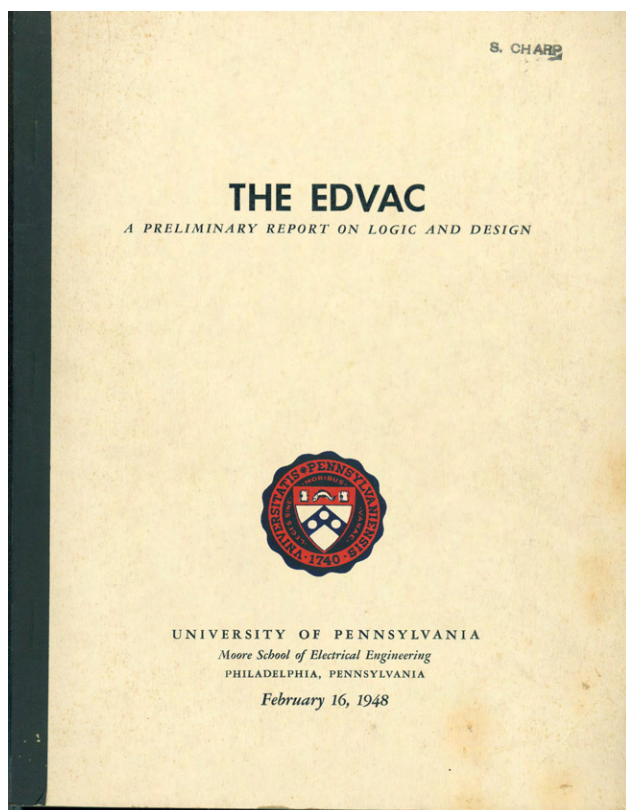
**First Edition** of the finest copy we have handled of this classic work. Pancoast's *Operative Surgery* is the most spectacularly illustrated American surgical treatise of the 19th century, with 80 plates comprising 486 separate illustrations. The work includes one of the most important and extensive sections on plastic surgery published in America during the period. Professor of anatomy and surgery at Jefferson Medical College, Pancoast developed a number of new operations, including the first successful plastic operation for exstrophy of the bladder (G-M 4170), the "plow and groove" suture for rhinoplasty, and the neurosurgical procedure of sectioning the second and third branches of the fifth pair of nerves as they emerge from the base of the brain (G-M 4855). His *Treatise* also includes one of the earliest accounts of a free skin graft, used in this case in the reconstruction of an earlobe. Garrison-Morton 5598. Kelly & Burrage. Rutkow GS22. Waller 7083. Zeis 610, 1875. 40091



*Paré's Method for Induced Labor*

118. **Paré, Ambroise (1510-90).** Les oeuvres. . . . Folio. [26] 1228 [118]pp. Woodcut title and text woodcuts; *lacking the engraved portrait of Paré by Horbeck, as do many copies.* Paris: Barthelemy Macé, 1607. 325 x 212 mm. 20th cent. calf in period style, rubbed, corners worn. Title and second leaf expertly remargined, light browning, occasional foxing. Very good copy apart from the missing portrait. \$4750

Sixth edition, Macé imprint, of the collected works of Paré. See G-M 59 and 5565. The sixth edition uses the text of the fifth edition, considered the most complete; however, it incorporates for the first time an addition to Book 28, namely, the passage recommending induced labor in certain cases. This was added after Guillemeau, Paré's son-in-law, related having learned the method from Paré; Guillemeau used it to deliver his wife (Paré's daughter), thereby saving her life. Doe 34. 32018



## *The EDVAC*

119. **Patterson, George W. et al.** *The EDVAC: A preliminary report on logic and design.* [1], iii, 100 (i.e. 102)ff. 2 diagrams inserted in text; 3 large folding plans in pocket at rear: “Figure 3: EDVAC control panel assembly,” “Figure 4: EDVAC add-subtract block diagram,” and “Figure 5: Standard symbols for block diagrams.” Philadelphia: University of Pennsylvania, Moore School of Electrical Engineering, February 16, 1948. 277 x 216 mm. Original stiff wrappers, cloth spine, one corner creased, minor spotting. Folding plans date-stamped April 8 and April 9, 1948; Figure 3 stamped “Restricted” and “Preliminary”; Figures 4 and 5 stamped “Preliminary.” Ownership stamp and signature of S[olomon] Charp. \$7500

**First Edition**, published in a very small edition, probably 100 copies or less. The EDVAC (short for Electronic Discrete Variable Automatic Computer), was the first planned stored-program electronic computer. Its construction was proposed in August 1944, but the computer did not become operational until 1951. The theoretical basis for the machine was described in John von Neumann’s famous and unfindable first account of the machine’s design and architecture in his *First Draft of a Report on the EDVAC* (1945). By 1948 work was also underway on stored program computers in Manchester and Cambridge, England, as well as in

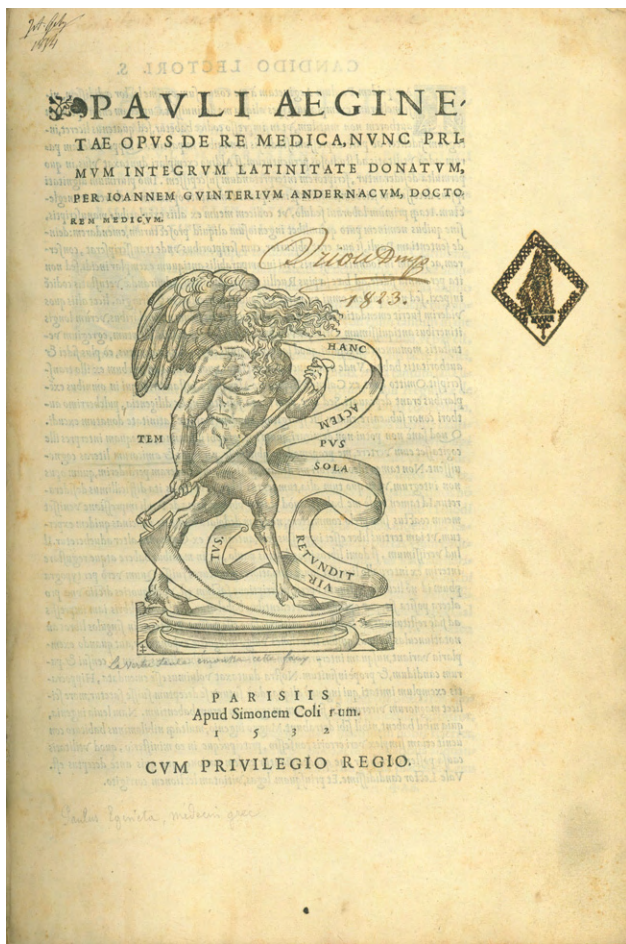
Philadelphia at Eckert & Mauchly’s Electronic Control Co. These would eventually result in the Manchester “Baby” prototype, Maurice Wilkes’ EDSAC, and Eckert & Mauchly’s BINAC. However when this report was issued in February, 1948 none of those computers was operational. Patterson’s report therefore contains some of the first blueprints of a stored-program computer architecture before the stored-program electronic computer era began.

Built for the U. S. Army’s Ballistic Research Laboratory, the EDVAC was the second general-purpose computer developed at the Moore School of Engineering, following the famous ENIAC. Unlike its predecessor, the EDVAC was a binary machine incorporating a high-speed mercury delay-line memory and the ability to run stored programs. Pres Eckert and John Mauchly, the inventors of the ENIAC, came up with the idea of the EDVAC while working on the earlier machine, and were responsible for much of the EDVAC’s electronic and logical design.

The EDVAC’s 1944 inception date falls three years before the start dates of the other early stored-program computers—the BINAC (1947), the Manchester Baby (1947-48), Cambridge University’s EDSAC (1947), and Australia’s CSIRAC (1948). However, the EDVAC’s completion was delayed by a dispute over patent rights between Eckert and Mauchly and the University of Pennsylvania, which resulted in Eckert and Mauchly’s resignation from the Moore School in 1946 to form their own commercial computer company. After Eckert and Mauchly’s departure the EDVAC project was taken over by other engineers at the school, including George Patterson (editor of the Moore School lectures), R. L. Snyder, L. P. Tabor and Irven Travis. The present report, prepared by these four men, describes the design of a pilot model of the EDVAC named the EDVAC 1.5B, which incorporated automatic addition, subtraction, multiplication, division, and internal checking. “Emphasis is placed on the overall logic, the basic engineering design, and on the principles of operation of the EDVAC” (f. 3). *Very Scarce*—OCLC locates five copies (Univ. of PA; Univ. of FL; Univ. of MN; Wayne State Univ.; Brown Univ.). This copy, which is the only one we have ever seen for sale, was originally owned by Solomon Charp, a professor at the Moore School from 1941 to 1948 involved with ballistics and fire control systems for the U.S. Army program, working alongside the ENIAC and EDVAC groups. 40427

## *Basis of Arabic & European Medicine & Surgery*

120. **Paul of Aegina (fl. 640 AD).** *Opus de re medica, nunc primum integrum latinitate donatum, per Ioannem Guinterium Andernacum [Joannes Guinter (Guinter von Andernach) (1505-74)]. . . . Folio. [40], 47, [9], 39, [9], 127, [9], 48, [8], 24, [8], 83, [9],*



158pp., final blank. Woodcut printer's device on title, woodcut initials by **Geofroy Tory** (c. 1480-1533). Paris: Simon de Colines, 1532. 327 x 219 mm. Late 16th or early 17th century brown-painted parchment, gilt leather label & manuscript paper label, a little rubbed, hinges cracking. Margin of Aa1 & Cc5 restored, a little foxing, browning & soiling, faint dampstain in outer margin of a few leaves towards front but overall fine. Old arms drawn in ink on title margin & 1 or 2 other leaves, 19th century notations on title.

\$6000

**First Edition in Latin** translated by Vesalius's teacher Guinter von Andernach. This is the **best early edition** of the *Epitome* of Paul of Aegina, which appeared for the first time in Latin in three different editions in 1532. See G-M 36 & 5549, citing the nineteenth century English translation, and noting the three Latin editions.

Paul of Aegina was the most important physician of his day and a skillful surgeon. His *Epitome* summarizes Greek medical thought and the Galenic tradition, and was highly important for the transmission of classical medicine to Islamic and European physicians. The *Epitome* is divided into seven books on hygiene, fevers, bodily afflictions, surgery, medi-

cines and poisons. It includes material on dietary therapeutics describing many foods; an analysis of the pulse as a prognostic tool, with a classification of sixty-two varieties of pulse; an excellent discussion of the kidneys, liver and spleen; diseases of the uterus and complications of labor; the first clear description of the effects of lead poisoning, and a discussion of ninety minerals, six hundred plants and one hundred sixty-eight animals from Dioscorides.

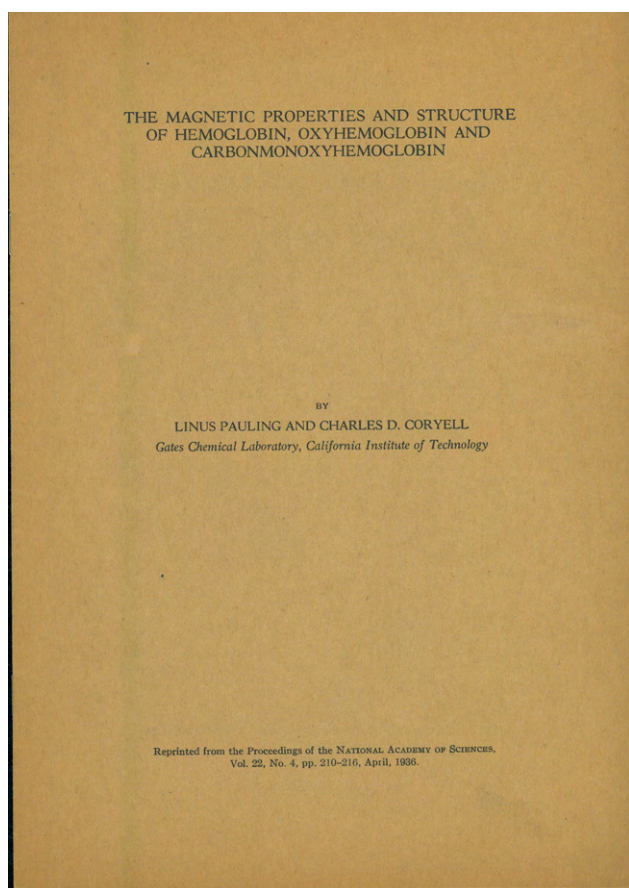
Paul's book on surgery, however, is his single most important contribution. It represents the most complete system of operative surgery to come down from ancient times. Paul gives original descriptions of lithotomy, trephining, tonsillectomy, paracentesis and amputation of the breast. He was one of the earliest writers on plastic surgery, discussing operations on the eyelids, nose, lips and ears. He gives prescriptions for the treatment of burns, discusses military surgery, obstetrics and surgery of the eye.

Because of the completeness of his work, the conciseness and lucidity of his descriptions, and the systematic organization of his books, large portions of [Paul's] writings were incorporated into the texts of the principal Arabic authors. In surgery, in particular, he literally transmitted the entire body of Greek and Roman knowledge to Islam whence it ultimately returned to medieval and pre-Renaissance Europe (Zimmerman & Veith 75).

The Greek *editio princeps* was published in 1528 by Aldus. The first Latin translation to appear in 1532, published at Basel by Cratander, was taken from the Aldine Greek but did not include Paul's surgery. A Giunta edition then appeared at Venice, which included the surgery; however Guinter's edition, which appeared next at Paris, was superior to its predecessors, being based on the collation of additional manuscripts. It was also superior typographically, beautifully printed, with initial letters designed by one of the great typographers of the early period of printing, Geofroy Tory, whose letters have inspired designers ever since. Garrison, *History* 124. DSB. 22359

### *Pauling's "Crucial Paper" on Hemoglobin*

121. **Pauling, Linus (1901-94) & Charles D. Coryell.** The magnetic properties and structure of hemoglobin, oxyhemoglobin and carbonmonoxyhemoglobin. Offprint from *Proceedings of the National Academy of Science* 22 (1936). 210-216pp. Text diagrams. 258 x 177 mm. Original printed wrappers. Fine. Offered with four other papers by Pauling on hemoglobin, as listed below. \$950



**First Edition.** Pauling and Coryell's "crucial paper" (Judson) describing their experimental research on the structure of hemoglobin and the physical chemistry of its binding of oxygen. In 1935 Pauling became interested in hemoglobin as an object of study, in part because he knew that hemoglobin's changing structure allowed it to carry oxygen to the tissues of the body. Pauling and Coryell found "that hemoglobin that was carrying oxygen and hemoglobin that was not carrying oxygen reacted differently to a magnetic field. Pauling interpreted this finding as showing that the molecular bonds in the hemoglobin without oxygen are weaker, ionic bonds, whereas those in the molecule united with oxygen are stronger, covalent bonds. Finding this difference in the laboratory greatly excited Pauling's interest in identifying the structure of complex organic molecules, especially protein molecules" (Goertzel & Goertzel, *Linus Pauling*, p. 89).

Pauling published several papers on his hemoglobin studies, four of which are included here with the 1936 paper:

Coryell, Pauling & Richard W. Dodson. The magnetic properties of intermediates in the reactions of hemoglobin. Offprint from *Journal of Physical Chemistry* 43 (1939). 825-852pp. Without wrappers. 255 x 176 mm.

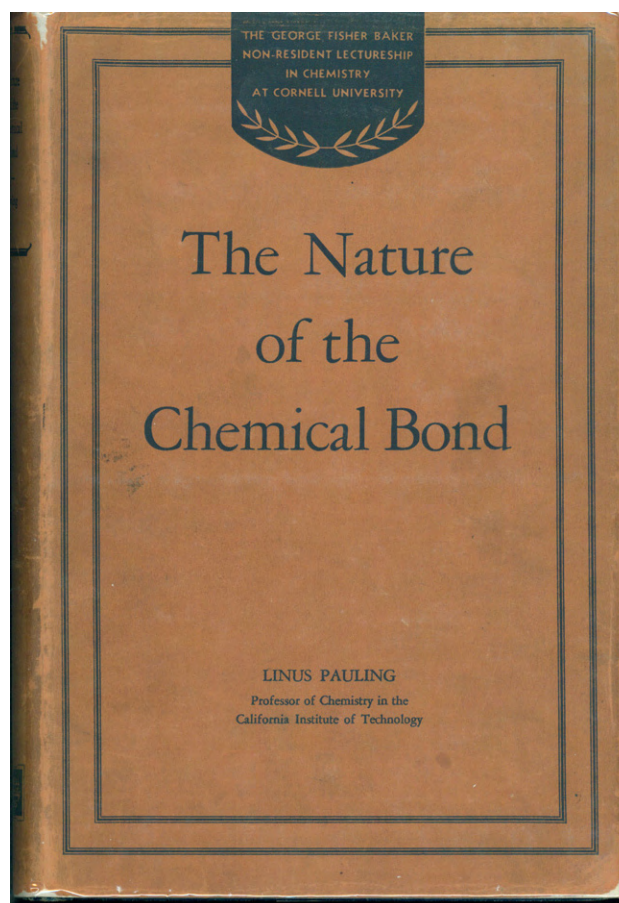
Russell, Charles D. & Pauling. The magnetic properties of the compounds ethylosocyanide-ferrohemoglobin and imid-

azole-ferrihemoglobin. Offprint from *Proceedings of the National Academy of Science* 25 (1939). 517-522pp. 258 x 175 mm. Without wrappers.

Coryell & Pauling. A structural interpretation of the acidity of groups associated with the hemes of hemoglobin and hemoglobin derivatives. Offprint from *Journal of Biological Chemistry* 132 (1940). 769-779pp. 222 x 151 mm. Original printed wrappers, insignificant burn-hole in lower spine.

Pauling. The interpretation of some chemical properties of hemoglobin in terms of its molecular structure. Offprint from *Stanford Medical Bulletin* 6 (1948). 215-222pp. 248 x 177 mm. Lacking wrappers.

Judson, *The Eighth Day of Creation*, pp. 501-2; 683-84. 40490



### *In the Very Scarce Dust-Jacket*

122. **Pauling, Linus (1901-94).** The nature of the chemical bond and the structure of molecules and crystals. 8vo. xiv, 429 [3]pp. Text illustrations. Ithaca, NY: Cornell U. P., 1939. 230 x 151 mm. Original cloth, dust-jacket (light wear, a few chips). Very good copy. \$2250

**First Edition.** Pauling's classic work sets forth in detail his valence-bond theory based on the quantum-mechanical concept of resonance between two energy states, which led to his highly innovative idea that the hybridization of orbitals (electron waves) between atoms is what makes molecular structure possible. Pauling's work "taught a couple of generations of chemists that the sizes and electrical charges of atoms determine *exactly* [emphasis ours] their arrangement in molecules" (Judson, *The Eighth Day of Creation*, p. 57); in biochemistry, it proved essential to understanding the helical structure of DNA and other complex proteins. Pauling was awarded the Nobel Prize for chemistry in 1954 for his research into the nature of the chemical bond. Judson, *The Eighth Day of Creation*, pp. 51-70. James, *Nobel Laureates in Chemistry*, pp. 368-78; 422-26. Goertzel & Goertzel, *Linus Pauling*, pp. 66-77. 40300

123. **Pauling, Linus (1901-94).** Vitamin C and the common cold. xiii, 112, [2]pp. New York: Bantam Books, 1971. 179 x 105 mm. Original printed soft covers. Fine. **Presentation copy, inscribed by Pauling to Francis O. Schmitt (1903-95) on the first leaf:** "To my friend Frank—Linus 16 January 1972."

\$100

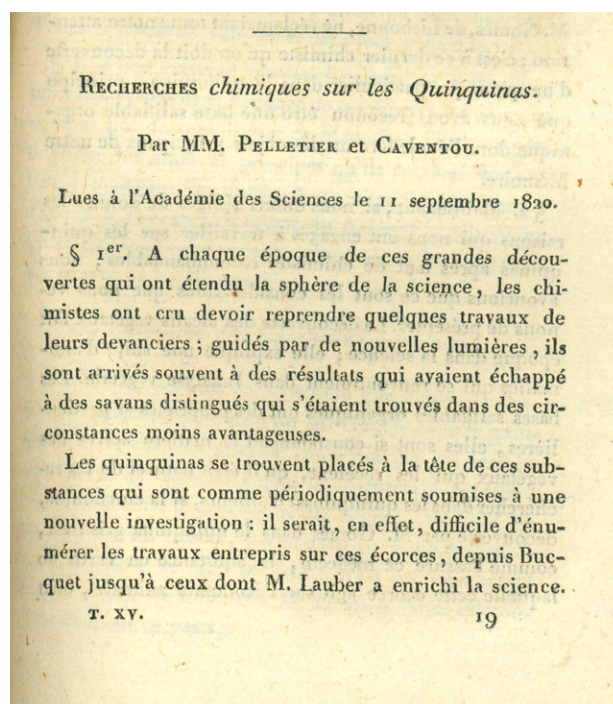
2nd printing of the paperback edition. Inscribed by Pauling to Francis O. Schmitt on the first leaf: "To my friend Frank-- Linus. 18 January 1972." Schmitt, an Institute Professor at MIT, was an authority on electron microscopy and conducted innovative studies on kidney function, tissue metabolism, and the chemistry, physiology, biochemistry, and electrophysiology of the nerve. 40308

124. **Pauling & Ewan Cameron.** Cancer and vitamin C . . . xiv, [2], 238pp. Menlo Park: Linus Pauling Institute, 1979. 234 x 153 mm. Original boards, cloth spine, dust-jacket (a little soiled). **Signed by Pauling and Cameron on tipped-in label.** \$150

**First Edition.** "A discussion of the nature, causes, prevention, and treatment of cancer, with special reference to the value of vitamin C." 40307

### *Discovery of Quinine*

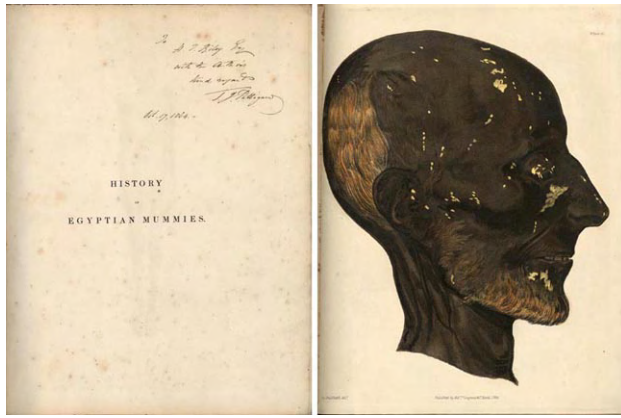
125. **Pelletier, Pierre Joseph (1788-1842) & Caventou, Joseph Bienaimé (1795-1877).** *Recherches chimiques sur les quinquinas.* In *Annales de chimie et de physique* 15 (Nov.-Dec. 1820): 289-318, 337-365. Together 2 whole numbers, 8vo. 225-335, 337-448pp. 3 plates. 220 x 144 mm. (uncut and partly unopened). Original printed wrappers, spines worn & partly defective. Minor dust-soiling and fraying, otherwise very good. \$2750



**First Edition.** Garrison-Morton 5233. The discovery and isolation of quinine. Between 1818 and 1821, the French chemists Pelletier and Caventou isolated a number of alkaloids from plants, including strychnine (1818), brucine and veratrine (1819), cinchonine and quinine (1820) and caffeine (1821). "The discovery of quinine was by far the most dramatic result of their collaboration, and soon there was worldwide demand for quinine as a therapeutic agent. In a letter written to the Academy of Sciences in 1827, Pelletier and Caventou pointed out that by 1826 a burgeoning French industry was annually producing approximately 90,000 ounces of quinine sulfate from cinchona bark, enough to treat more than a million individuals" (*Dictionary of Scientific Biography*). 40388

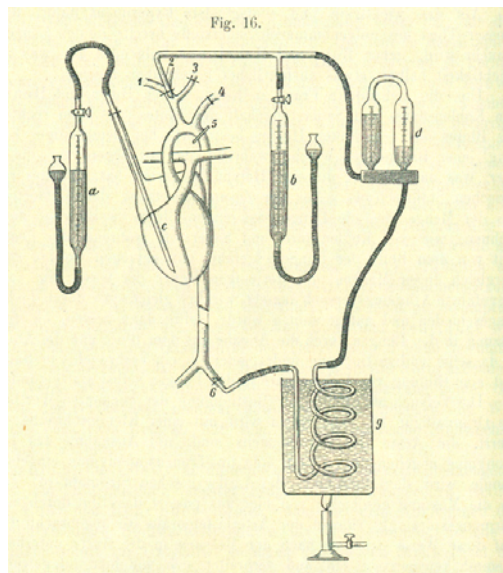
### *Presentation Copy*

126. **Pettigrew, Thomas Joseph (1791-1865).** A history of Egyptian mummies, and an account of the worship and embalming of the sacred animals of the Egyptians; with remarks on the funeral ceremonies of different nations. 4to. xxi [1], 264 [2, incl. errata]pp. 13 engraved plates (4 hand-colored), mostly after drawings by **George Cruikshank (1792-1878)**. London: Longman, 1834. 297 x 230 mm. Original boards, cloth backstrip (spine almost entirely defective), printed paper label on front cover. Minor foxing & staining, mostly confined to the plates. **Presentation copy, inscribed by the author on the half-title as follows:** "To H. T. Riley Esq. with the Author's kind



regards. T. J. Pettigrew Oct. 17, 1864." Very good copy. \$1750

**First Edition.** "One of the most valuable works on the subject extant. It is a monument of exact observation, and considering the state of archaeological knowledge at the time, it is in every way admirable" (Dawson, *Bibliography of Works Relating to Mummification in Egypt* [1929], 97). Surgeon and medical writer (he vaccinated Queen Victoria) as well as antiquary, Pettigrew was one of the founding members of the British Archaeological Society, whose early meetings were held in his house. His *History of Egyptian Mummies* is illustrated mostly from drawings by the famous artist / caricaturist George Cruikshank, best known as the illustrator of Dickens' novels. See G-M 6711, Pettigrew's 4-vol. collection of medical biographies. DNB. 30345



127. **Plesch, Johann.** Hämodynamische Studien. In *Zeitschrift für experimentelle Pathologie und Therapie* 6 (1909): 380-618, plus 2 folding tables. Whole volume. vi, 916pp. 7 plates. 253 x 163 mm. Half cloth, marbled

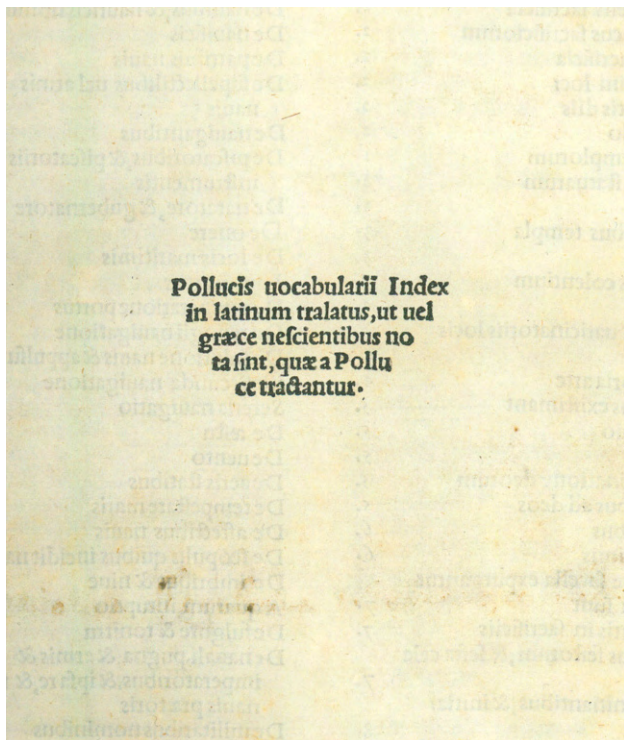
boards ca. 1909, in modern slipcase. Library stamp on title. Very good. \$300

**First Edition.** This early work on the quantitative measurement of blood hemoglobin describes the method of determining concentration and includes text figures of the instruments as well as two folding data tables. "In 1906, Johann Plesch of Budapest, working in Berlin, described a selenium cell-galvanometer for measuring hemoglobin based on the principle that the color of the solution was inversely proportional to its concentration. In due course, increasingly sophisticated colorimeters, comparators, photometers, and spectrophotometers were developed to measure color intensity and light absorbance" (Bud and Warner, *Instruments of Science* [1998], p. 310). 40486

*"Objects in Daily Life, the Theater, Politics . . . and Numerous Fragments from Lost Works"*

128. **Pollux, Julius [Poludeukes, Ioulios] (fl. 2nd cent. A.D.).** [Onomasticon] Pollucis vocabularii index in latinum tralatus, ut vel graece nescientibus nota sint . . . Folio. [104]ff. Venice: apud Aldum, April 1502. 296 x 201 mm. 18<sup>th</sup> or early 19<sup>th</sup> cent. gilt-ruled calf, a little rubbed, rebacked preserving original gilt spine. Fine copy. \$17,500

**Editio princeps.** Pollux, a Greek grammarian and sophist from Alexandria, was appointed professor of rhetoric at the Academy in Athens by the Roman Emperor Commodus (son of Marcus Aurelius). According to Philostratus's *Lives of the Sophists*, Pollux was given this post on account of his melodious voice. Pollux was the author of numerous rhetorical works, of which only a few titles survive, and the *Onomasticon*, a thesaurus of Attic Greek synonyms and phrases arranged thematically in ten books. "It supplies in passing much rare and valuable information on many points of classical antiquity—objects in daily life, the theater, politics—and quotes numerous fragments of lost works. Pollux was probably the person satirized by Lucian as a worthless and ignorant person who gains a reputation as an orator by sheer effrontery, and pilloried in his *Lexiphanes*, a satire upon the affectation of obscure and obsolete words" (*Encyclopaedia Britannica* [1999]). The *editio princeps* of Pollux's *Onomasticon*, issued by Aldus Manutius in 1502, made the work widely available to Renaissance scholars and antiquaries, and anatomists of the period drew on the *Onomasticon* for obscure Greek words to describe parts of the body. The *Onomasticon* was a valuable source of information for several important nineteenth century works of classical scholarship, and has continued to attract the interest of researchers in a

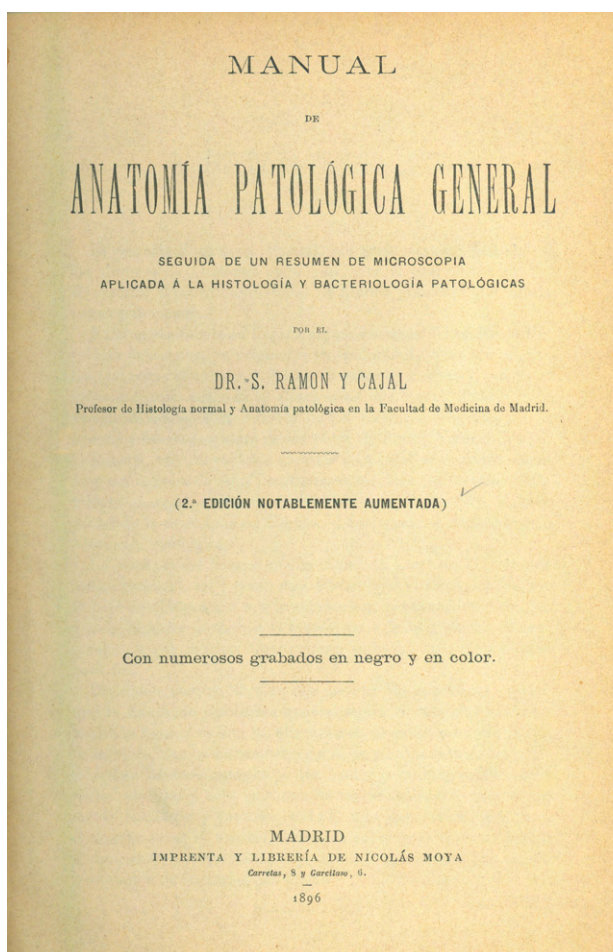


variety of fields—in 2004, John H. Dierkx published an article on “Dermatologic terms in the *Onomasticon* of Julius Pollux” in *The American Journal of Dermatopathology*. Adams P-1787. Ahmanson-Murphy 54. Renouard, pp. 32-33. 40354

### *First Description of Ependymal Cells*

129. **Purkyne (Purkinje), Jan Evangelista (1787-1869)**. Ueber Flimmerbewegungen im Gehirn. In *Archiv für Anatomie, Physiologie und wissenschaftliche Medicin* 3 (1836): 289-291. Whole number, 8vo. xvii-lxiv, 225-304pp. 4 plates. 222 x 138 mm. (uncut). Original printed wrappers. Fine copy. From the library of medical historian Walter Pagel (1898-1983), with his bibliographical notes on a slip tipped to the inside front wrapper. \$1250

**First Edition**, journal issue. Purkyne was the first to observe and describe the ependymal cells, which are epithelial cells lining the ventricles in the brain and the central canal in the spinal cord. The cells, whose apical surfaces are covered in cilia and microvilli, are involved in the production and circulation of cerebrospinal fluid. This issue of *Müller's Archiv* also contains A. O. Schönlein's “Ueber Crystalle im Darmcanal bei Typhus abdominalis,” on crystals found in the gut in typhoid fever; and Rudolph Wagner's “Die Genesis der Samenthierchen,” on the formation of spermatozoa. McHenry, *Garrison's History of Neurology*, p. 153. 40380



130. **Ramon y Cajal, Santiago (1852-1934)**. Manual de anatomía patológica general . . . [6], 495pp. Text illustrations (some in color). Madrid: Nicolas Moya, 1896. 241 x 158 mm. Quarter morocco gilt, marbled boards ca. 1896, edges and corners rubbed. Light browning. \$950

Second edition, enlarged; first published 1890. In the late 1880s Cajal went to teach at Barcelona. He determined that he needed better grounding in pathological anatomy, and spent leisure hours on autopsies and experiments, postponing further work on the nervous system which, when he took it up again, would lead to his epochal *Nuevo concepto* of 1892 (Garrison-Morton 1287). In the meantime, his pathological anatomy studies resulted in this textbook that served Spanish students through seven editions. Pp. 374-83 covers lesions of the nervous system, while pp. 423-84 treats microtechnique and staining in histology and bacteriology. The section on microtechnique is half again as large as the one in the first edition. 40040

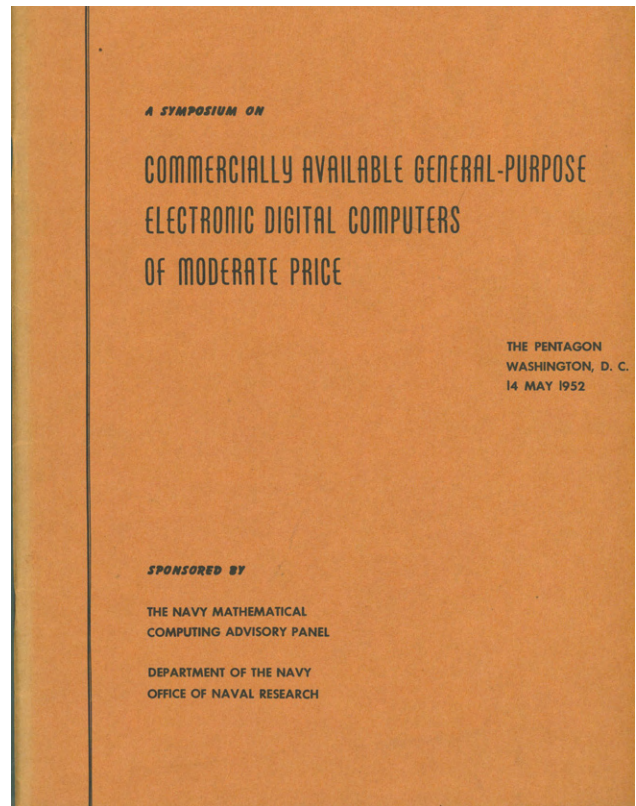
### *Ray's Ornithology*

131. **Ray, John (1627-1705)**. Francisci Willughbeii . . . ornithologiae libri tres, in quibus aves omnes hacte-



nus cognitae in methodum naturis suis convenientem redactae accurate describuntur. . . . Folio. [12] 307 [5]pp. 77 engraved plates, 2 fold. tables. London: J. Martyn, 1676. 348 x 222 mm. Old speckled calf, spine and corners almost invisibly repaired. Light dampstaining in inner margins, tiny rust-holes in 1 or 2 leaves, otherwise a fine, crisp copy. Engraved armorial bookplate of Sir Edward Winnington. \$3750

**First Edition.** Ray and Willughby were the first ornithologists to discard the Aristotelian principles of classification by function, replacing them with a morphological system based on beak form, foot structure and body size that reflected the true relationships even better than Linnaeus's "natural system" of sixty years later. The credit for this system almost certainly belongs to Ray, who prepared the final version of the *Ornithologia* from notes left at Willughby's death, and who had done the major part of the observations and records during their years of partnership. In an attempt to bring order out of the chaos of tradition, Ray collated his and Willughby's observations against those recorded by all previous writers, eliminating duplicate species, species vaguely described or reported on hearsay, and species that were clearly fabulous. An English version, which Ray also prepared, was published in 1678. Keynes, *Ray*, 39. Raven, *John Ray*, ch. 12. Wing W-2879. 35207



132. [Rees, Mina (1902–1997)]. Symposium on commercially available general-purpose electronic digital computers of moderate price. iii, [1], 41 [1]pp. Text illustrations. 260 x 200 mm. The Pentagon, Washington, D.C., 14 May 1952. [Washington, D.C.: U. S. Department of Commerce, Office of Technical Services], 1952. Original printed wrappers, spine slightly faded. Fine copy. \$450

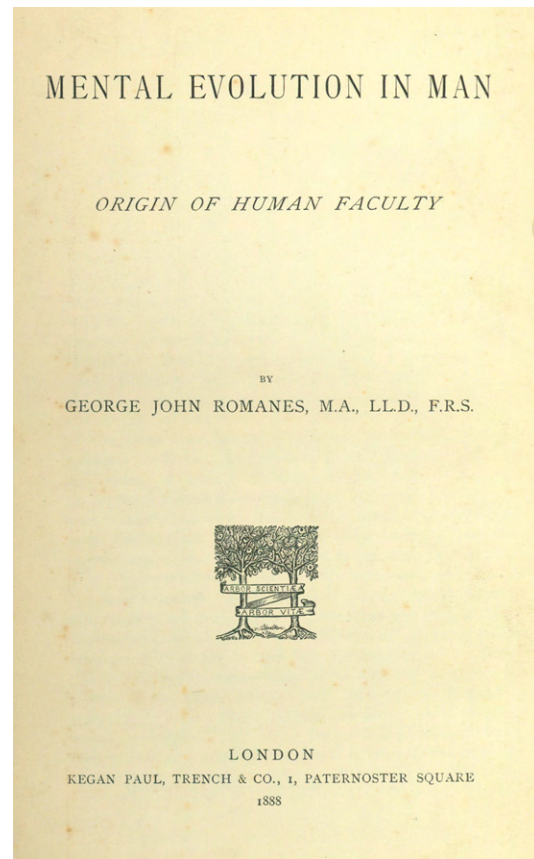
**First Edition.** The first survey of electronic digital computers published in the United States grew out of a symposium on moderately priced computers (i.e., under \$100,000) arranged by the Naval Mathematical Computing Advisory Panel under the chairmanship of Mina Rees. Rees, who had a Ph.D. in mathematics from the University of Chicago, served during World War II as assistant to the chief of the Office of Scientific Research and Development's Applied Mathematics Panel, and after the war was invited to establish the mathematical research program at the United States Navy's Office of Naval Research (ONR). During her years with ONR, Rees, acting for the navy, participated in the United States government's sponsorship of the nascent electronic computer industry. "In addition to providing wide support for university research of basic importance to the emerging computer field, ONR collaborated with the National Bureau of Standards in supporting and directing its program. This program claims, as one of its achievements, funding the production of the first commercially produced electronic computer, the Census Univac that was delivered in 1951" (Lee 1995, 582). Rees remained with ONR until

1953, when she left to become dean of the faculty at Hunter College. In 1961 she was appointed professor and the first dean of graduate studies at the newly founded City College of New York, where she remained until her retirement in 1972. In 1970 she became the first woman to be elected president of the American Association for the Advancement of Science. *Origins of Cyberspace* 853. 40392



133. **Roget, Peter Mark (1779-1869).** Portrait photograph, from Maull and Polyblank's *Photographic Portraits of Living Celebrities* (1856-60). 305 x 253 mm. Small tear in one margin, slight soiling, but very good. \$1250

Photograph of Peter Mark Roget, best known as the compiler of *Roget's Thesaurus* (first ed. 1852), which has remained in print since its first publication. He is also known for having invented the log-log slide rule (1815), and for his 1824 paper entitled "Explanation of an optical deception in the appearance of the spokes of a wheel when seen through vertical apertures," which dealt with persistence of vision in regard to moving objects; this paper is one of the foundation works in the history of cinema. Roget trained as a physician, and helped to found both the School of Medicine at the University of Manchester, and the Medical and Chirurgical Society of London, which later became the Royal Society of Medicine. He was the author of the fifth Bridgewater Treatise, *Animal and Vegetable Physiology Considered with Reference to Natural Theology* (1834). 40218

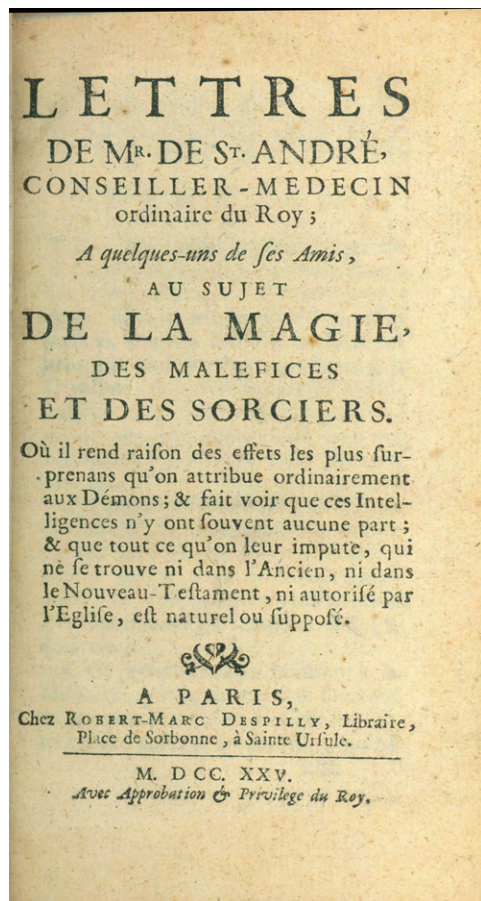


134. **Romanes, George John (1848-94).** *Mental evolution in man: Origin of human faculty.* viii, [2], 452, [32, pubs. adverts.]pp. Folding frontispiece plate. London: Kegan Paul, Trench, 1888. 221 x 143 mm. Original cloth, a little worn & shaken, spine faded. Occasional faint foxing. \$275

**First Edition.** Romanes met Darwin in 1874 and became one of Darwin's closest friends. "One of the most brilliant of the second generation of British Darwinists" (*Dictionary of Scientific Biography*), Romanes laid the foundation of comparative psychology, a discipline concerned with the evolution and development of behavior in both humans and animals. Romanes had access to Darwin's unpublished manuscripts after Darwin's death, and incorporated some of Darwin's material in his own works. The present work is a sequel to Romanes's *Mental Evolution in Animals, with a Posthumous Essay on Instinct by Charles Darwin* (1883). 40432

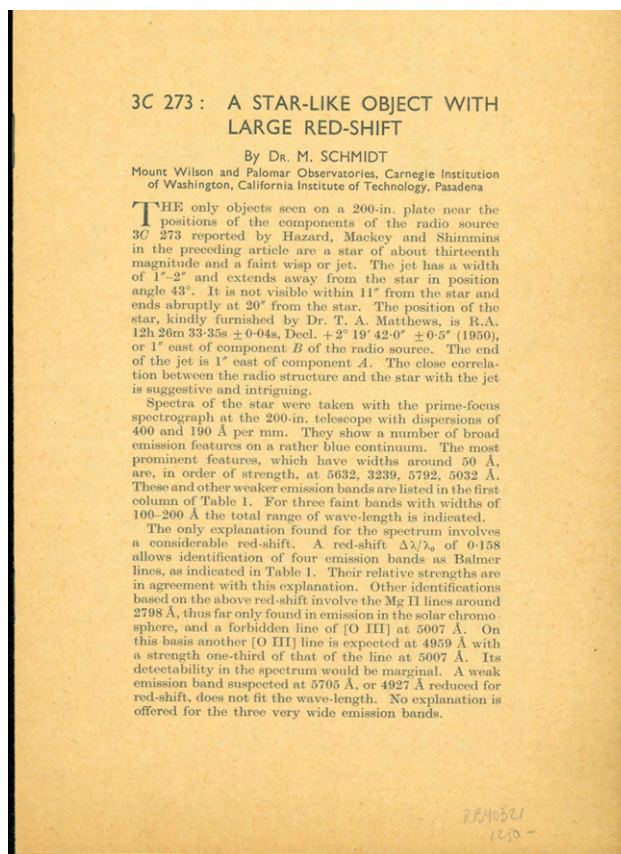
135. **Roughton, F. J. W. and J. C. Kendrew.** *Haemoglobin.* A symposium based on a conference held at Cambridge . . . in memory of Sir Joseph Barcroft. xii, 317pp. Plates, text illustrations. 247 x 152 mm. Original cloth. Very good copy. \$200

**First Edition.** Includes contributions by Linus Pauling, Jeffries Wyman, Max Perutz, John Kendrew and Felix Haurowitz. 40492



136. **Saint-André, François de.** *Lettres . . . au sujet de la magie, des malefices et des sorciers.* 12mo. [8], 446, [2]pp. Paris: Robert-Marc Despilly, 1725. 158 x 91 mm. Mottled calf c. 1725, gilt spine, light rubbing & wear. Piece torn from front free endpaper, light browning, otherwise very good. \$500

**First Edition.** St.-André's work debunked superstitious belief in demons as a "popular error," one that insulted Divine authority by attributing supernatural powers to beings other than God. He attempted to show that some of the acts attributed to demons were either natural phenomena or the result of suggestion. St.-André was a physician to Louis XIV; he also published works under the name of François André. Hirsch. NBG. Caillet 9750. 40395

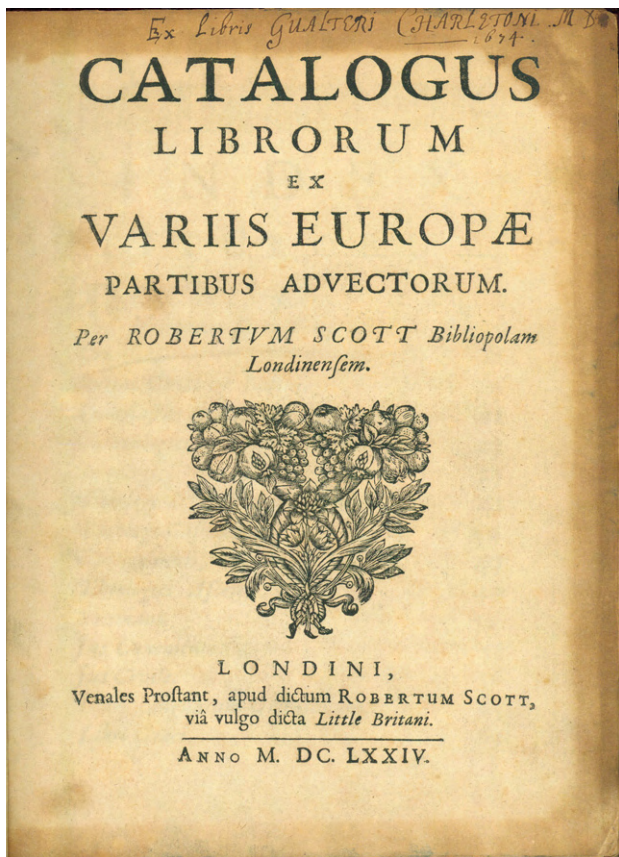


### Quasars

137. **Schmidt, Maarten (b. 1929).** 3C 273: A star-like object with large red shift. Offprint from *Nature* 197 (1963). 5, [1]pp. 213 x 138 mm. Without wrappers as issued. Light browning. \$1250

**First Edition, Offprint Issue.** Schmidt's paper announced his discovery of the first quasar (short for quasi-stellar object), and showed "that these starlike objects exhibit ordinary hydrogen lines, but at redshifts far greater than those observed in stars" ("The Bruce Medallists: Maarten Schmidt" [internet reference]). The large red shift exhibited by object 3C 273 indicated that it lay far beyond the boundaries of the Milky Way. Schmidt's further researches into the evolution and distribution of quasars showed that quasars were more abundant when the universe was young, a finding that contradicted then-current steady state models of the universe, and was a major reason for these models' decline in favor. Schmidt's discovery of quasars is featured in Garwin and Lincoln's *A Century of Nature* (2003; see pp. 125-127) as one of "twenty-one discoveries that changed science and the world."

The offprint of Schmidt's paper also includes two related papers: J. B. Oke's "Absolute energy distribution in the optical spectrum of 3C 273" and Greenstein and Matthews' "Red-shift of the unusual radio source: 3C 48." 40321



*From the Library of Walter Charleton*

138. **Scott, Robert (fl. 1661-91).** Catalogue librorum ex variis Europae partibus advectorum. 4to. [4]. 206pp. London: Robert Scott, 1674. 219 x 160 mm. Full sheep in 17th-century style by Bernard Middleton. Some browning & foxing, but very good. From the library of the English physician and polymath **Walter Charleton** (1620-1707), with his signature, dated 1674, on the title. \$4500

**First Edition** of this significant early English bookseller's catalogue, a major document on the history of the book trade in seventeenth century London. Scott, bookseller to Charles II, was notably an importer and his catalogue lists ca. 6500 Continental books by subject or type (Bibles, works in Greek, histories, science, literature, etc.). His catalogue reflects the reading tastes of the Caroline court and its adherents—one of whom was **Walter Charleton**, promoter of atomism and mechanical philosophy in Britain (*Physiologia Epicuro-Gassendo-Charltoniana*, 1654), author of the first English book on physiology (*Natural History of Nutrition, Life and Voluntary Motion*, 1659), and founding member of the Royal Society. Wing S-2078. Taylor, *Book Catalogues*, pp. 71-72; 147. Rostenberg, "Robert Scott, Restoration sta-

tioner and importer," *Pub. Bibl. Soc. Amer.* 48 (1954): 49-76. 14204

*Semmelweis's "Open Letters"*

139. **Semmelweis, Ignaz Philipp (1818-65).** (1) Zwei offene Briefe an Dr. J. Spaeth, Professor der Geburtshilfe an der k. k. Josefs-Akademie in Wien, und an Hofrath Dr. F. W. Scanzoni, Professor der Geburtshilfe zu Würzburg. 8vo. 21, [1]pp. Pest: Gustav Emich, 1861. 190 x 128 mm. (2) Offener Brief an sämtliche Professoren der Geburtshilfe. 8vo. viii, 92pp. Ofen: K. ungar. Universitäts-Buchdruckerei, 1862. 203 x 137 mm. Together 2 items, in original wrappers, wrappers of no. (2) a little worn, soiled and chipped, spine neatly reinforced with cloth tape, upper portion of no. (2)'s title-leaf cut away not affecting text. Minor soiling. The two pamphlets preserved in a cloth box. \$6500

In the 1840s, while serving as house officer of Vienna's First Obstetrical Clinic, Semmelweis was struck by the fact that the clinic exhibited a 13.10 percent mortality rate from puerperal fever, while the Second Obstetrical Clinic, which trained midwives, had a mortality rate over five times lower. After the death of one of his friends from blood poisoning following a wound from an autopsy knife, Semmelweis made the connection between cadaveric contamination and puerperal fever, which displays a pathology similar to the septicemia that had killed his friend. He concluded that the doctors and students of the First Clinic carried the infection on their hands from the autopsy room to the maternity wards and conveyed it to their patients during manual examination. He instituted a program of hand-washing in chlorinated lime between autopsy work and examination of patients; one month later, the First Clinic's mortality rate had dropped by ten percent. In 1847 and 1848 Ferdinand von Hebra, editor of the *Zeitschrift der k.k. Gesellschaft der Aerzte zu Wien*, announced Semmelweis's discovery in two issues of the *Zeitschrift* (see G-M 6275 and PMM 316b), comparing its significance to Jenner's discovery of vaccination. However, Semmelweis was at first reluctant to publish anything on his methods, with the result that they were widely misunderstood and criticized.

Finally, fourteen years after initiating his system of prophylactic hand-washing, Semmelweis published *Die Aetiologie, der Begriff und die Prophylaxis des Kindbettfiebers* (1861; see G-M 6277), containing his observations on the etiology, contagiousness and prevention of puerperal fever and emphasizing the importance of hand-washing. Although the book's information and conclusions were of the first importance, its publication failed to bring about a widespread acceptance of Semmelweis's views and methods; instead, the connection he had made between cadaverous infection and



puerperal fever was rejected by a large proportion of the medical establishment. *Die Aetiologie* was subject to several unfavorable reviews, to which Semmelweis responded with a series of open letters, published in pamphlet form in 1861 and 1862, in which he bitterly attacked his critics.

He wrote his famous Open Letters to Joseph Späth, Friedrich Wilhelm Scanzoni von Lichtenfels and Siebold in 1861 full of desperation and fury for reluctance to accept his doctrine. He called upon Siebold to arrange a meeting of German obstetricians somewhere in Germany to provide a forum for discussions on puerperal fever where he would stay “until all have been converted to his theory.” (Hauzman, Erik E [2006]. “Semmelweis and his German contemporaries”. 40th International Congress on the History of Medicine, ISHM 2006. [Internet reference]).

The abusive language Semmelweis used in these letters was an indicator of his increasing mental instability. He eventually suffered a mental breakdown in 1865 and died the same year—ironically, due to septicemia from an infected finger.

Semmelweis issued two “Open letter” pamphlets in 1861, one addressed to Drs. Joseph Späth and F. W. Scanzoni, and the other to Drs. Eduard von Siebold and Scanzoni. We are offering the first one here. The 1862 “Open letter” is addressed simply to “Professors of Obstetrics”. Norman 1928 (no. [2]). 40285

### *Horseless Carriage*

140. **Sennett, Alfred Richard.** “Carriages without horses shall go.” Being a reprint of a paper on horseless road locomotion. . . to which is added remarks on the future of horseless road locomotion; notes on the new enactment; the Locomotives on Highways Act, 1896; evolution in modes of travel; the “Engineer” competition 1897; the local government board regulations; and

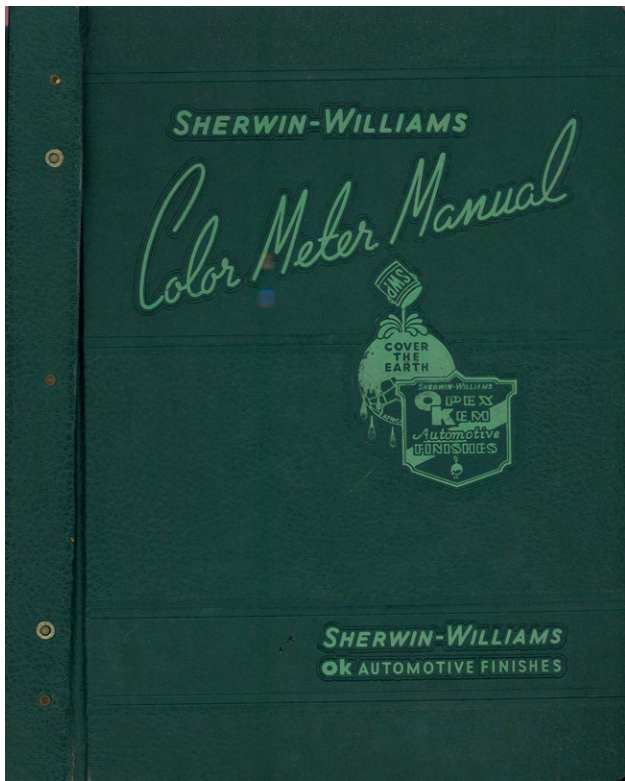


other matter. 8vo. xvi, 131, [1]pp. Frontispiece and 30 wood-engraved and half-tone plates. London: Whitaker & Co., 1896. 211 x 139 mm. Original blue cloth lettered in aluminum on front cover and spine. Spine a bit faded and stained, a few spots on back cover. Occasional minor soiling, otherwise very good. *Presentation copy*, inscribed on the front endpaper: “With the Compts. of the Author.” \$2000

**First Edition** of one of the earliest books on the automobile, especially remarkable for its many illustrations of early “horseless carriages.” Norman 1931. See Dibner 184. 38348.

141. **Sherwin Williams Co.** Sherwin-Williams color meter manual. Sherwin-Williams Opex Kem automotive finishes [cover title]. Loose-leaf binder. 4to. Ca. 800 unnumbered pages, including approx. 100 color charts with tipped-on color chips. Cleveland: Sherwin-Williams Co., 1946. 278 x 217 mm. Original embossed and printed cloth, very slightly worn. A few edges frayed, some color chips loosening and a very few lacking, minor offsetting from color chips, otherwise a fine copy. Library of Congress copyright deposit stamp on verso of first leaf. \$2250

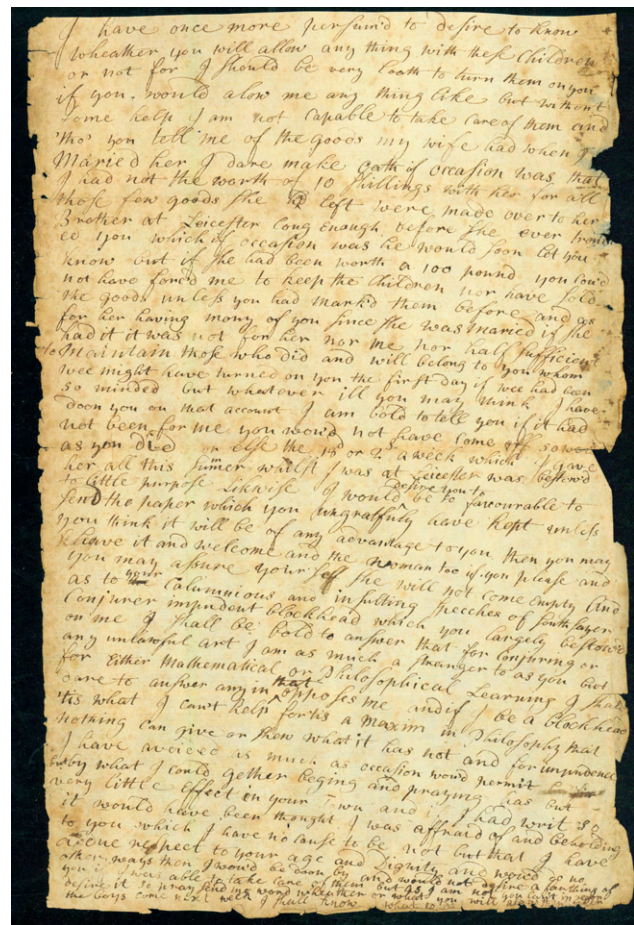
Extremely rare color-match guide to automotive paint finishes produced by Sherwin-Williams for eighteen American car manufacturers between 1936 and 1946 (there are no guides for the years 1943-45, during which time American automobile factories were converted by the U. S. government to the manufacture of war materiel). The manufacturers include Buick, Cadillac-LaSalle, Chevrolet, Chrysler,



DeSoto, Dodge, Ford-Mercury, Graham, Hudson, Hupmobile, Lincoln-Zephyr, Nash-LaFayette, Oldsmobile, Packard, Plymouth, Pontiac, Studebaker, and Willys; for each of these, there is a separate section containing color chip sheets and formulas for mixing the colors. Also included is a section on custom colors and a section on commercial vehicles, containing proprietary colors used by such companies as Allied Van Lines, Bell Telephone Co., Coca-Cola, Rainier Brewing, etc., as well those used for military and government vehicles. A 40-page "Laboratory Controlled Weathering Chart" gives instructions on how to blend touch-up colors to match weathered paint. Commercial ephemera such as this, especially so extensive and in such fine condition, is *extraordinarily rare*. Neither OCLC, RLIN nor NUC cite this manual; the two or three Sherwin-Williams automobile color manuals that these sources do list are all under 50 pages long, and represented by only a handful of copies. Our manual is of obvious interest to anyone interested in collecting and restoring classic cars. 37460

*"Your Calumnious and Insulting Speeches of Soothsayer Conjuror Impudent Blockhead"*

142. **Simpson, Thomas (1710-61)**. Autograph letter (unsigned) to Joseph Paget (1700-1787). N.p., n.d. (after 1730). 1 page. 291 x 189 mm. Marginal fraying slightly affecting some words of text, some foxing and



browning. Docketed on the verso: "The letter of Simpson the Mathematician to Joseph Paget of Ibstock." \$950

An extraordinary letter from the mathematician Thomas Simpson illuminating some of the problems in his marriage and personal life. Simpson, the son of a weaver, developed an interest in mathematics through his studies in astrology. He began teaching the subject in Nuneaton, Warwickshire in 1725, when he was fifteen. He married his landlady, a Nuneaton widow, in 1730; three years later the couple was forced to flee to Derby "after [Simpson] or his assistant had frightened a girl by dressing up as a devil during an astrology session" (*Oxford Dictionary of National Biography*). By 1736 Simpson had moved to London, where he began contributing mathematical articles to the *Ladies' Diary*; in 1737 he published his first book, *A New Treatise of Fluxions*. After this Simpson wrote several other works, including *The Doctrine and Application of Fluxions* (1750), considered to be the best eighteenth-century work on Newton's version of the calculus, and "On the Advantage of Taking the Mean of a Number of Observations, in Practical Astronomy" (*Phil. Trans.* 49 [1855]), containing the first attempt at a mathematical proof of the law of large numbers. He was elected a member of the Royal Society in 1745.



Charles Hutton's biographical memoir of Simpson, appended to the 1792 edition of Simpson's *Select Exercises for Young Proficients in the Mathematicks*, hints at difficulties created for Simpson by "the misconduct of his family." Some of this misconduct is alluded to in Simpson's letter. Written to Joseph Paget, a member of the landed gentry in Leicestershire, the letter suggests that Paget may have fathered children on Simpson's wife prior to her marriage to Simpson:

I have once more persum'd to desire to know wheather you will allow any thing with these children or not for I should be very loath to turn them on you if you would allow me any thing like but without some help I am not capable to take care of them and tho you tell me of the goods my wife had when I married her I dare make oath if occasion was that I had not the worth of 10 shillings with her for all those few goods she had left were made over to her brother at Leicester long enough before she ever troubled you . . . but if she had been worth a 100 pound you cou'd not have forc'd me to keep the children nor have sold the goods unless you had mark'd them before and as for her having mony of you since she was married if she had it it was not for her nor me nor half sufficient to maintain those who did and will belong to you whom wee might have turned on you the first day if wee had been so minded but

whatever ill you may think I have doon you on that account I am bold to tell you if it had not been for me you wou'd not have come off so well as you did or else the 18d or 2s a week which I gave her all this summer whilst I was at Leicester was bestow'd to little purpose.

The letter also touches on Simpson's reputation as a master of the occult:

. . . as to your calumnious and insulting speches of soothsayer conjurer impudent blockhead which you largely bestow'd on me I shall be bold to answer that for conjuring or any unlawful art I am as much a stranger to as you but for either mathematical or philosophical learning I shall dare to answer any in that opposes me. . . .

*Oxford Dictionary of National Biography*. Burke, *A Genealogical and Heraldic History of the Landed Gentry of Great Britain* (1871), p. 1042. 40467

143. **Smith, William (1769-1839)**. Geological map of Suffolk. Hand-colored engraved map. London: J. Cary, Sept. 1, 1819. 548 x 661 mm. Fine apart from a few tiny marginal tears. \$1750

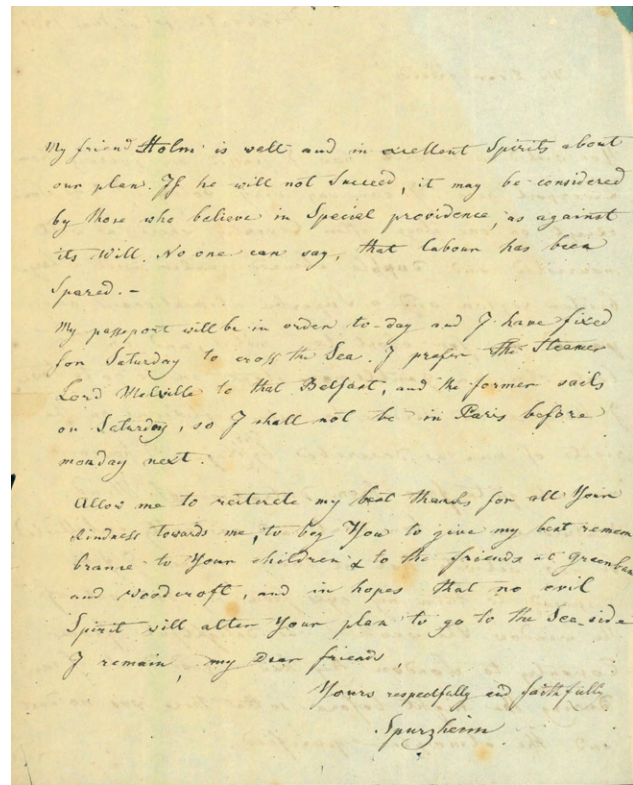
**First Edition.** Smith's geological map of the county of Suffolk in England was issued in two ways: as a separate publication, and as one of the maps in the first part of his *New*

*Geological Atlas of England and Wales* (1819). "The maps used were the large county maps engraved by Cary for his *New English Atlas* (first issued in 1809), in their 1818 state. . . . Each map is coloured geologically, and arranged outside the boundaries of the county are the names of the strata and their characteristics, each name with a number corresponding to those on the "Geological Table" [Smith's *Geological Table of British Organized Fossils*, 1817], and a small tabled coloured to match the colour of the stratum on the map" (Eyles, p. 102).

A practicing surveyor and amateur geologist, Smith observed and documented English strata for many years, and in doing so came to recognize two essential facts: first, that the strata of England appear in a regular succession, and second, that many individual strata have a characteristic fossil content that can be used to distinguish them from other lithologically similar strata. On the basis of these discoveries Smith is recognized as the founder of stratigraphical geology. See Eyles, "William Smith (1769-1839): A bibliography of his published writings, maps and geological sections," *Journal of the Society for the Bibliography of Natural History* 5 (1969), no. 25. 40494

144. **Spurzheim, Johann Gaspar (1776-1832).** (1) Autograph letter signed to an unidentified correspondent [Mr. and/or Mrs. William Rathbone of Liverpool]. Highgate, June 1, 1831. 2pp. 230 x 185 mm. Fore-edge a bit frayed, light browning, small pin-holes in upper margin. (2) Autograph letter signed to Mrs. Rathbone. Paris, Oct. 1831. 3-1/4pp. 257 x 202 mm. Lacuna where seal was broken affecting one word of text, tiny marginal tear in first leaf, light soiling along folds. (3) Obituary notice of Dr. Spurzheim. 1 page plus integral blank. Boston, November 12, 1832. 250 x 205 mm. Docketed. (4) **Jackson, James (1777-1867).** [Letter to the editor of the Boston *Daily Advertiser & Patriot* describing Spurzheim's final illness.] Boston, November 15, 1832. Newspaper cutting measuring 560 x 111 mm. (5) **Pierpont, John (1785-1866).** For the funeral of Dr. Spurzheim. Autograph manuscript signed. 2pp. plus integral blank. Boston, October 6, 1845. 230 x 187 mm. Together 5 items. \$950

Collection of materials by and relating to J. G. Spurzheim, co-developer with Gall of the pseudoscience of phrenology, which holds that a person's character and personality traits can be determined by reading the bumps and fissures of the skull. Phrenology was very popular in the nineteenth century, and is credited with furthering the development of neuroscience by promoting the concept of localization of function in the brain. Spurzheim collaborated with Gall on several phrenological works and later set up on his own as a lecturer and writer on phrenology, traveling extensively throughout Britain and Europe. In 1832 Spurzheim



embarked on a lecture tour of the United States, but contracted typhoid fever in Boston and died there on November 10. The city staged an elaborate public funeral for him, and erected a monument to him in Mount Auburn Cemetery, Cambridge.

Spurzheim's letters to the Rathbones of Liverpool are full of details illuminating his life as a traveling lecturer. In the first letter he writes:

You wished me to write how I passed my journey from Liverpool here. I can say very solely [sic]. I was alone except on one stage after Coventry, where a well-nourished and double-chinned Quaker, with a large basilar region and a superb alimentiveness [a phrenological term] accompanied me for about ten miles . . .

Both letters mention Spurzheim's friend J. D. Holm, a Swedish-born phrenologist notorious for having stolen the philosopher Emanuel Swedenborg's skull from its coffin in 1816:

My friend Holm is well and in excellent spirits about our plan. If he will not succeed, it may be considered by those who believe in Special Providence, as against its will. . . (June 1 letter).

I have not heard from my friend Holm since a good while, but I am sure, he is working in the mean time. I even wish that I can stay during the winter quiet in Paris in order to give an impulse to the study of phrenology (Oct. letter).

Spurzheim and Holm formed a collection of over 400 skulls and casts of skulls which was later donated to the Boston Phrenological Society; this is most likely the “plan” Spurzheim refers to here.

During his final illness Spurzheim was attended by James Jackson, co-founder of the Massachusetts General Hospital and professor at Harvard Medical School. Jackson’s long account of Spurzheim’s decline and death, published in the Boston *Daily Advertiser & Patriot*, is included in this collection. Also included is an autograph copy of “For the Funeral of Dr. Spurzheim,” a poem composed for the occasion by John Pierpont, author of *The Airs of Palestine* (1816) and *Anti-Slavery Poems* (1843). Pierpont copied this poem for Mrs. Rathbone in 1845, signing it “with the respects and grateful remembrances of Jno. Pierpont.” 40465

### *Relationship of Information to the Physical World*

145. **Szilard, Leo (1898-1964).** Über die Entropieverminderung in einem thermodynamischen System bei Eingriffen intelligenter Wesen. In *Zeitschrift für Physik* 53 (1929): 840-856. Whole volume. vii, 889pp. Text illustrations. 223 x 152 mm. Library buckram. Fine. Embossed library stamp of the Carnegie Institution of Washington, Mount Wilson Laboratory on the front free endpaper, library call number on spine. Boxed. \$3750

**First Edition** of the founding document of information theory. In “Über die Entropieverminderung in einem thermodynamischen System bei Eingriffen intelligenter Wesen” [On the reduction of entropy in a thermodynamic system by the intervention of intelligent beings], Szilard described a theoretical model that served both as a heat engine and an information engine, establishing the relationship between information (manipulation and transmission of bits) and thermodynamics (manipulation and transfer of energy and entropy). He was one of the first to show that “Nature seems to talk in terms of information” (Seife, *Decoding the Universe* [2007], p. 77).

In his paper Szilard addressed the problem of “Maxwell’s demon,” a thought experiment posed by James Clerk Maxwell in his *Theory of Heat* (1871) as a challenge to the second Law of Thermodynamics. This law states that the entropy of an isolated system not in equilibrium will tend to increase over time, reaching its maximum level at equilibrium. Maxwell speculated that

if we conceive of a being whose faculties are so sharpened that he can follow every molecule in its course, such a being, whose attributes are as essentially finite as our own, would be able to do what is impossible to us. For we have seen that molecules in a

### Über die Entropieverminderung in einem thermodynamischen System bei Eingriffen intelligenter Wesen.

Von L. Szilard in Berlin.

Mit 1 Abbildung. (Eingegangen am 18. Januar 1928.)

Es wird untersucht, durch welche Umstände es bedingt ist, daß man scheinbar ein Perpetuum mobile zweiter Art konstruieren kann, wenn man ein Intellekt besitzendes Wesen Eingriffe an einem thermodynamischen System vornehmen läßt. Indem solche Wesen Messungen vornehmen, erzeugen sie ein Verhalten des Systems, welches es deutlich von einem sich selbst überlassenen mechanischen System unterscheidet. Wir zeigen, daß bereits eine Art Erinnerungsvermögen, welches ein System, in dem sich Messungen ereignen, auszeichnet, Anlaß zu einer dauernden Entropieverminderung bieten kann und so zu einem Verstoß gegen den zweiten Hauptsatz führen würde, wenn nicht die Messungen selbst ihrerseits notwendig unter Entropieerzeugung vor sich gehen würden. Zunächst wird ganz universell diese Entropieerzeugung aus der Forderung errechnet, daß sie im Sinne des zweiten Hauptsatzes eine volle Kompensation darstellt [Gleichung (1)]. Es wird dann auch an Hand einer unbelebten Vorrichtung, die aber (unter dauernder Entropieerzeugung) in der Lage ist, Messungen vorzunehmen, die entstehende Entropiemenge berechnet und gefunden, daß sie gerade so groß ist, wie es für die volle Kompensation notwendig ist: die wirkliche Entropieerzeugung bei der Messung braucht also nicht größer zu sein, als es Gleichung (1) verlangt.

Es gibt einen schon historisch gewordenen Einwand gegen die allgemeine Gültigkeit des zweiten Hauptsatzes der Thermodynamik, welcher in der Tat einen recht bedrohlichen Eindruck macht. Es ist dies der Einwand des Maxwell’schen Dämons, der in verschiedener Umkleidung auch heute noch immer wieder auftaucht, und vielleicht nicht ganz mit Unrecht insofern, als hinter der präzise gestellten Frage sich quantitative Zusammenhänge zu verbergen scheinen, die bisher nicht aufgeklärt worden sind. Den Einwand in seiner ursprünglichen Formulierung, die mit einem Dämon operiert, welcher die raschen Moleküle abfängt und die langsamen passieren läßt, kann man allerdings mit der Entgegnung abtun, daß wir Menschen den Wert der thermisch schwankenden Parameter ja prinzipiell nicht jeweils erraten können; aber es läßt sich nicht leugnen, daß wir den Wert eines solchen schwankenden Parameters sehr wohl messen könnten und dann sicherlich Arbeit auf Kosten der Wärme gewinnen könnten, indem wir unsere Eingriffe dann je nach dem Resultat der Messung passend einrichten. Freilich bleibt es zunächst dahingestellt, ob wir nicht einen Fehler begehen, wenn wir den eingreifenden Menschen selbst nicht mit zum System rechnen und seine Lebensvorgänge nicht mitberücksichtigen.

vessel full of air at uniform temperature are moving with velocities by no means uniform, though the mean velocity of any great number of them, arbitrarily selected, is almost exactly uniform. Now let us suppose that such a vessel is divided into two portions, A and B, by a division in which there is a small hole, and that a being, who can see the individual molecules, opens and closes this hole, so as to allow only the swifter molecules to pass from A to B, and only the slower molecules to pass from B to A. He will thus, without expenditure of work, raise the temperature of B and lower that of A, in contradiction to the second law of thermodynamics.

Maxwell’s demon exploits the random, statistical nature of matter in order to decrease entropy in a closed system without any expenditure of energy—a state of affairs that is physically impossible. Recognizing the flaw in Maxwell’s concept, Szilard countered the earlier physicist’s challenge as follows:

Szilard realized that the act of measuring the position of the atom (or in the Maxwell case, the speed of an incoming atom) must, in some way, increase the entropy of the universe, counteracting the demon’s reduction of the universe’s entropy. When a demon performs a measurement, he is getting an answer to a question: Is the atom on the right side of the box or the


left side of the box? Is the atom hot or cold? Should I open a shutter or not? So a measurement is an extraction of information from the particle. That information does not come for free. Something about that information—either extracting it or processing it—would increase the entropy of the universe. In fact, Szilard calculated that the “cost” of that information was a certain amount of useful energy—more precisely,  $kT \log 2$  joules for every bit of information, where  $T$  is the temperature of the room that the demon is in and  $k$  is the same constant that Boltzmann used in his entropy equation (Seife, pp. 78-79).

One of the most brilliant thinkers of the twentieth century, Szilard is best known for his work in nuclear physics: he conceived the idea of a nuclear chain reaction in 1933, filed a patent for a simple nuclear reactor in 1934, and collaborated with Fermi in the first demonstration of a chain reaction in 1942. In 1939 Szilard wrote a confidential letter to President Roosevelt outlining the possibility of nuclear weapons; this letter, co-signed by Einstein, led directly to the foundation of the Manhattan Project. Szilard worked on the Manhattan Project during the Second World War, but opposed the use of the atomic bomb as a weapon of destruction, instead advocating for a demonstration of the bomb’s power in the hope that the mere threat of such a weapon would force Germany and Japan to surrender. Horrified by the devastation of Hiroshima and Nagasaki, Szilard turned from nuclear physics to biology after the war, and became an outspoken opponent of nuclear proliferation. 40220

146. **Tagliacozzi, Gaspare (1545-99).] Gnudi, Martha Teach and Webster, Jerome.** The life and times of Gaspare Tagliacozzi, surgeon of Bologna. . . . With a documented study of the scientific and cultural life of Bologna in the sixteenth century. Preface by Arturo Castiglioni. 4to. xxii, 538, [4, incl. colophon]pp. 54 plates plus reproductions of the woodcuts from *De curtorum chirurgia*. New York: Reichner, [1950]. 338 x 244 mm. (large paper, uncut). Full paneled morocco by Bernard Middleton, t.e.g., title in gilt on spine; preserved in quarter morocco slipcase (a little spotted, small splits in hinge). One of five large-paper copies printed in Bologna on handmade Fabriano Perusia paper by the Tipografio Luigi Parma. Copy of physician and collector Kenneth Garth Huston (1926-87), with his bookplate and note on the colophon.

\$7500

**First Edition, One of Five Large-Paper Copies.** The definitive biography of the founder of plastic surgery, with a detailed bibliographical history of Tagliacozzi’s influence up to the 20th century. Includes reproductions of the magnificent woodcuts from *De curtorum chirurgia*, together with a partial English translation. The colophon states that only



three large-paper copies were printed; however, according to Kenneth Garth Huston’s note on the colophon leaf, “This is one of two extra large-paper copies (in addition to the three [mentioned in the colophon]) discovered by Martha Gnudi at the printers’. This copy bound by Bernard C. Middleton, Jan. 1978.” 38001

### *Volume V Now in Press*

147. **Vesalius, Andreas.** On the fabric of the human body. A translation of *De humani corporis fabrica libri septem*. Translated by William Frank Richardson, M.A., Ph.D. and John Burd Carman, B.Med.Sc., M.B.Ch.B, D.Phil.

Vol. I: *Book I: The Bones and Cartilages.*

Vol. II: *Book II: The Ligaments and Muscles.*

Vol. III: *Book III: The Veins and Arteries; Book IV: The Nerves*

Vol. IV: *Book V: The Organs of Nutrition and Generation*

Vol. V: *Book VI: The Heart and Associated Organs; Book VII: The Brain* (available March 2009)

Vesalius’s *De Humani Corporis Fabrica* is one of the world’s most famous books, and probably the greatest book in the history of anatomy. This award-winning translation will be complete in five volumes, of which the first four are currently available. Vol. V, now in press, includes a translation of Vesalius’s original index, plus cumulative indexes to all five volumes.

Vol. I: lxiv, 416pp. 73 illus. 9 x 12 inches. Cloth, dust-jacket, 80-pound Mohawk Superfine Softwhite Eggshell acid-free paper. ISBN 978-0-930405-73-1. Norman Anatomy Series, No. 1; Norman Orthopedic Series, No. 4; Norman Landmarks Series, No. 1. NP32874. \$275.

Vol. II: 492pp. 39 illus. 9" x 12". Cloth, dust jacket, 80-pound Mohawk Superfine Softwhite Eggshell acid-free paper. ISBN 978-0-930405-75-5. 1999. Norman Anatomy Series, No. 2. Norman Landmarks Series, No. 2. NP35688. \$275.

Vol. III: xxxiv, 286pp. Approx. 75 illus., including 2 large folding plates. 9 x 12 inches. Cloth, dust-jacket, 80-pound Mohawk Superfine Softwhite Eggshell acid-free paper. ISBN 978-0-930405-83-0. January 2003. Norman Anatomy Series, No. 3. Norman Landmarks Series, No. 3. NP37975. \$275.

Vol. IV: xxii, 241pp. 31 illus. 9 x 12 inches. Cloth, dust-jacket, 80-pound Mohawk Superfine Softwhite Eggshell acid-free paper. ISBN 978-0-930405-88-5. January 2003. Norman Anatomy Series, No. 4. Norman Landmarks Series, No. 5. NP40059. \$275

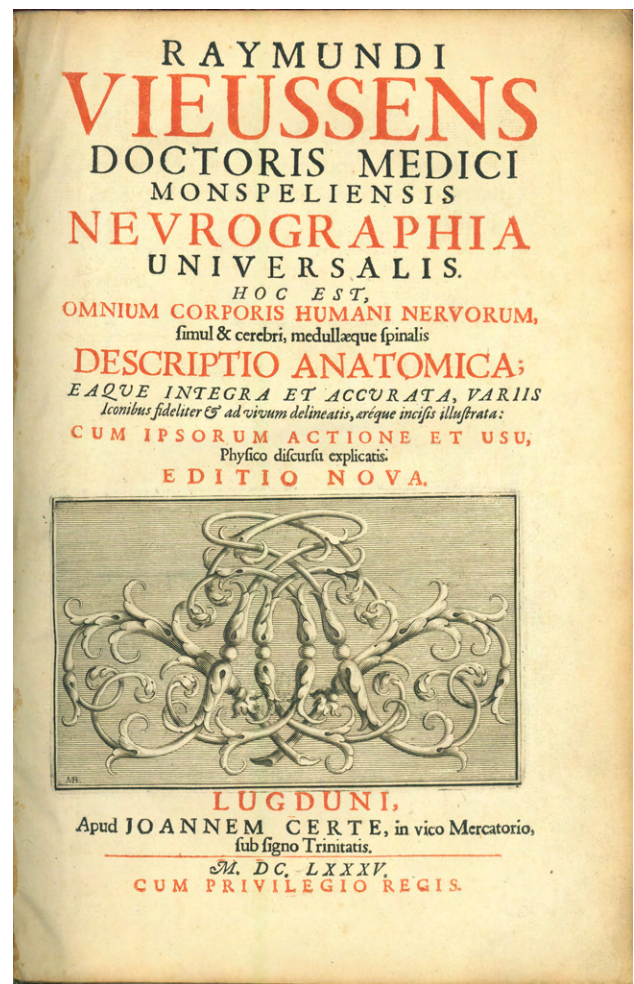
Vol. V: xx, 414pp. Approx. 40 illus. 9 x 12 inches. Cloth, dust-jacket, 80-pound Mohawk Superfine Softwhite Eggshell acid-free paper. ISBN 978-0-930405-90-8. Norman Anatomy Series, No. 5; Norman Landmarks Series, No. 6. NP40498. \$275

### *Best Illustrated 17th Century Neurological Treatise*

148. **Viessens, Raymond (1641-1715).** Neurographia universalis. Hoc est, omnium corporis humani nervorum, simul & cerebri, medullaeque spinalis descriptio anatomica . . . Editio nova. Folio. [16], 252pp., errata leaf. *Lacks engraved portrait of the author, as often.* Engraved arms of dedicatee cardinal's coat of arms, 22 engraved plates (14 large folding and 2 extra-large folding), 8 text engravings, by Beaudéau after drawings by the author. Lyons: Jean Certe, 1685. 345 x 225 mm. Speckled vellum c. 1685, a little warped. Lightly browned, a few tears in folding plates neatly repaired, edges of 1 or 2 plates a little frayed, occasional staining. Very good copy. \$12,500

**First Edition**, second issue, dated "1685" on the title, but otherwise identical to the first issue of 1684. All copies, of whatever issue, read "editio nova" on the title-page, even though they are of the first edition. See G-M 1379.

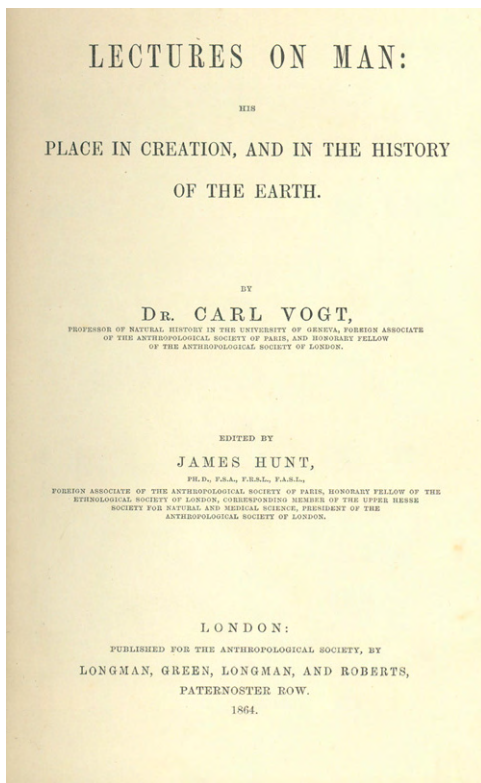
Viessens's treatise, the result of ten years' study and the dissection of 500 cadavers, is the best illustrated neurological monograph of the 17th century. The magnificent copper-plates, the largest of which extend to 1090 x 580 mm., are



among the most aesthetically appealing of all depictions of the greater nervous system.

"Viessens is credited with the first description of the pyramids, the inferior olive, the centrum ovale and the semilunar ganglion. He also went into great detail describing the peripheral nerves. Following the general method of Varolius, he made some of the first successful attempts to tease out the internal structures of the brain, demonstrating the continuity of the corona radiata, the internal capsule, the cerebral peduncle, and the pyramidal fasciculi of the pons and medulla oblongata. Viessens called the basal ganglia 'anterior and posterior cerebral ganglia,' and erroneously concluded that the anterior medullary velum (major cerebral valve or valve of Viessens) effectively closed the upper end of the fourth ventricle" (McHenry, *Garrison's Hist. Neur.*, pp. 60-64, illustrating title). Osler 4171. Cushing V-135. Waller 9961 (with title & portrait in facsimile). 38963

149. **Vogt, Karl (1817-95).** Lectures on man: His place in creation, and in the history of the earth. Edited by James Hunt. xxii, 475pp., plus 10pp. publisher's adverts. Text illustrations. London: Published for the



Anthropological Society by Longman, Green, Longman, and Roberts, 1864. 217 x 140 mm. Original brown cloth stamped in gilt and blind, slight wear. \$275

**First Edition in English.** Chapters 9, 10, and 11 (pp. 232-307) of this work represent a review of the evidence for human prehistory presented with Vogt's racist anthropological slant that viewed fossil men as inferior to modern humans. This approach was consistent with that of the Anthropological Society of London, which brought a scientific approach to racism during the period around the American Civil War, supporting the comparison of black people with primates. Vogt supported Darwin's theory of evolution, a fact that Darwin acknowledged in the introduction to his own *Descent of Man* (1871). Among the topics that Vogt addresses in his chapters concerning the issue of human prehistory is a good review of the human fossils found by Schermerling in the cave of Engis in the early 1830s. Spencer 1986, no. 3.099. 40436

*Art Nouveau Commemoration of Volta's Discovery, By One of Italy's Greatest Poster Artists*

150. [ **Volta, Alessandro (1745-1827)** ] Commemoration of Volta in the centenary of the electric pile. Como, May-October 1899. . . . Chromolithographed poster by **Adolfo Hohenstein** (1854-1928), signed and



dated in the stone by the artist. Milan: G. Ricordi, [1899]. 170 x 51.1 centimeters, mounted on linen. A few tears expertly repaired, otherwise a fine example of this large and striking Art Nouveau poster. Small stamp of the city of Como in lower right corner. Archivaly framed under UF3 plexiglass. \$9500


**First Edition, Extremely Rare English-Language Version** of this striking Art Nouveau poster, designed for the 1899 *Exposizione Internazionale di Elettricità* in Como, an exhibition of electrical products commemorating the hundredth anniversary of the electric battery. The poster is an excellent example of the art of Adolfo Hohenstein, the brilliant German-born master of the Art Nouveau style whose extensive work for the Italian publisher Ricordi represents the foundation of a distinct Italian poster tradition rivaling that of France. The poster, printed in shades of tan, blue, green and rust highlighted with gold ink or gold leaf, shows “two young women with the symbols of manual labor (a shuttlecock and a washboard) plac[ing] a wreath around the cameo of Alessandro Volta (1754-1827), to indicate their gratefulness for his electricity that liberates them from drudgery” (Rennert PAI-XXXVI, 353). The poster exists in three formats: 170 cm. high format, as in our example (also

issued in French- and Italian-language versions), a c. 220 cm. high format, and in small format as part of the Ricordi commemorative portfolio published in 1914. This is probably the only Art Nouveau poster commemorating an event in the history of electrical or physical science. *Very rare*—posters of this kind were ephemeral pieces intended to be mounted in public places, and very few copies survive outside museums. 40297

### *First Formal Conceptual Paper on the Stored-Program Computer*

151. [ **Von Neumann, John.**] (1) **Burks, Arthur W.; Goldstine, Herman; and von Neumann.** Preliminary discussion of the logical design of an electronic computing instrument. Reproduced typescript. [6], 42ff. [Princeton, N.J.: Institute for Advanced Study,] 1947. 280 x 216 mm. Inscribed by Goldstine on the front wrapper: "Herman H. Goldstine 4/15/20[00]." (2) **Goldstine and von Neumann.** Planning and coding of problems for an electronic computing instrument. Reproduced typescript. 3 volumes. Vol. I: [2], ii, 69 [1]pp. Inscribed by Goldstine on the front wrapper: "To Jeremy with warm regards, Herman H. Goldstine 4/15/20[00]." Vol. II: [8], 68pp. Inscribed by Goldstine on the front wrapper: "To Jeremy with kind memories, Herman H. Goldstine 4/15/20[00]." Vol. III: [6], 23 [1]pp. Inscribed by Goldstine on the front wrapper: "Remembrance of the past, Herman H. Goldstine 4/15/20[00]." Text diagrams. 280 x 216 mm. [Princeton, N.J.: Institute for Advanced Study,] 1947-48. Together 4 vols., in original buff printed wrappers, spines a bit worn, a few spots. Boxed. Provenance: Andrew D. Booth, with his signature on the front wrapper of Part II, vol. I. \$45,000

Second edition of (1); **First Edition** of (2). A few months after ENIAC had its first public demonstration (in February 1946), the three chief members of the IAS Electronic Computer Project issued their *Preliminary Discussion of the Logical Design of an Electronic Computing Instrument*, a report to the Army Ordnance Department that represents the first published formal conceptual paper on the stored-program computer (if we call von Neumann's informal *First Draft* a privately circulated working paper). The first edition of the *Preliminary Report* appeared in June 1946; a revised second edition, containing an expanded account of the arithmetic processes and a report of further experimental work, was issued in September 1947. This was followed by the three-part *Planning and Coding of Problems for an Electronic Computing Instrument*, written by von Neumann and Goldstine with contributions by Burks, who by this time had left the IAS project to take a professorship at the University of Mich-



igan. The three parts of *Planning and Coding* were issued in 1947-48; a fourth part was promised but never published. According to Burks, the *Preliminary Discussion* and *Planning and Coding* "were conceived as a single work dealing with the two inextricably intertwined sides of the design of a stored-program computer: the 'hard' side of logical design and architecture and the 'soft' side of program languages and their use" (von Neumann 1987, 146).

The *Preliminary Report* contains the first technical description of what is known as the von Neumann architecture, in which programs and data are stored in a comparatively slow-to-access storage medium, such as a hard disk; and work is performed on them in a fast, volatile random-access memory. A single bit-parallel switch is used to process instructions one at a time (this last, a concession to the limitations of late 1940s technology, became known later as the "von Neumann bottleneck"). This was a great improvement over EDVAC's serial design according to Burks, "because the memory was random access, the programmer did not have to be concerned with the timing problems associated with storage lines holding numbers in series. And although a parallel processor uses more equipment than a serial processor, this was to a large extent counterbalanced by the elimination of the EDVAC equipment required for timing and controlling the sequence of bits in a word" (von Neumann 1987, 14). The von Neumann architecture, with some additions and refinements, remained the logical basis for the design of most computers built since the *Preliminary Report's* publication.

The three parts of *Planning and Coding* represent the first major account of computer-programming methodology for a stored-program computer, even though none was operational when the report was written. It was the only such work available until the private distribution in 1950 and publication in 1951 of Wilkes, Wheeler, and Gill's *Preparation of Programs for an Electronic Digital Computer*. Because the new electronic computers were so much faster than previously available calculating technology—up to  $10^5$  times as fast as a manual desk calculator—von Neumann recognized that new programming procedures would have to be devised to enable users to take full advantage of the machines' speed. Thus in *Planning and Coding* particular emphasis is laid upon

disabus[ing] readers of the notion that programming is a straightforward, linear, almost mechanical translation of a mathematical problem into instructions that can be executed by the computer, as programming had been for earlier devices. . . .


The authors point out that in the execution of orders, the computer does not simply pass through them a single time in a linear fashion. To gain its full flexibility, the computer must be able to execute transfer orders (which allow it to jump backward or forward to some specified place in the instruction sequence) and substitution sequences (which allow the coded sequence of instructions to be modified in the course of a computation), and these changes may be conditioned on the results obtained earlier in the computation. They described programming as involving two aspects: writing the static code that is entered into the machine and understanding the dynamic process by which the machine executes these orders. . . .

To aid in this dynamic analysis Goldstine and von Neumann invented a logical tool known as a flow diagram: a labeled graph for tracking the dynamic flow as the computer executes orders and changes values of variables (Aspray 1990, 69–70).

The final part of the report describes a programming methodology built around the use of variable addressing and a library of subroutines—a methodology designed to eliminate the need for programming the computer “from scratch” each time it was given a new problem. This variable-address computing machine language was an invention of von Neumann. “The importance of being able to do this [write subroutines rather than recode the machine each time] is very great. It is likely to have a decisive influence on the ease and the efficiency with which a computing automaton of the type that we contemplate will be operable. This possibility should, more than anything else, remove a bottleneck at the preparing, setting up, and coding of problems, which might otherwise be quite dangerous” (part II, vol. III, AB 287).

This set of the *Preliminary Report* and *Planning and Coding* is from the library of computer pioneer Andrew D. Booth, who was director of the Birkbeck College Computation Laboratory in the 1940s and 1950s. While at Birkbeck College Booth developed several all-purpose digital computers, including the Automatic Relay Calculator (ARC), the Simple Electronic Computer (SEC), the APE(X)C, and the MAC, and also developed large-scale magnetic-drum memory systems for long-term data storage.

When *Origins of Cyberspace* was written, OCLC cited one copy of the first edition (1946) and three copies of the second edition (1947) of (1). RLIN cited two copies of (1). OCLC cited five copies of (2) and RLIN cited one copy of (2). *Origins of Cyberspace* 959. 39085




152. **Wadd, William.** Comments on corpulency, linaments of leanness . . . [8], 170, [2]pp. 7 plates (incl. frontispiece). London: John Ebers, 1829. 199 x 123 mm. Original cloth, remnants of paper spine label, a little worn, one signature starting. \$500

**First Edition** of this very early classic on diet and overweight, representing an expanded version of Wadd's *Cursory Remarks on Corpulence* (1810 and later eds.). Includes a section on the dangers of excessive leanness, and a section containing dietary advice. The illustrations for this work were drawn and engraved by Wadd, and “remind one of Cruikshank” (*Dictionary of National Biography*). 40306

*“I Shall be Much Pleased to Exchange Primulas with You”*

153. **Wallace, Alfred Russel (1823-1913).** (1) Autograph letter signed to Sir George Watt (1851-1930). Old Orchard, Broadstone, Wimbourne, June 5, 1911. 1 page. 177 x 114 mm. (2) Autograph letter signed to Watt. Broadstone, Dorset, June 18, 1911. 4pp. 179 x 113 mm. First letter a little discolored at margins, but fine otherwise. \$1250



Two letters by Wallace, co-origiator with Darwin of the theory of evolution by natural selection, to Sir George Watt, an expert on primroses (*primula*) who identified several new varieties and wrote several books and articles on the subject. In the first letter Wallace asks Watt for a copy of Watt's "Observations on Indian Primulas" (*Journal of the Royal Horticultural Society*, 1904?), since "I am now attempting to grow Primulas in my rock and bog garden." In the second letter Wallace thanks Watt for sending him the paper on primulas, "which I have read with much interest and pleasure, both for the valuable remarks & observations on their systematic relations, and for the excellent account of their localities & mode of growth." He discusses his intention of growing several varieties of primrose in his "Alpine & bog garden," and proposes an exchange of specimens:

I shall be much pleased to exchange Primulas with you, and have young plants to spare of *P. cashimiriensis*, *denticulata v. alba*, *Cockburnianae*, *floribunda v. Isabellina*, *Forbesii v. rubra*, (pure colour), *pulveridentia*, and *malachorides*.

Wallace notes that he had received some specimens from Isaac B. Balfour (1853-1922), professor of botany at the University of Edinburgh and a specialist in Sino-Himalayan plants. Balfour is best known for his major reform of Edinburgh's botanical gardens. 40452

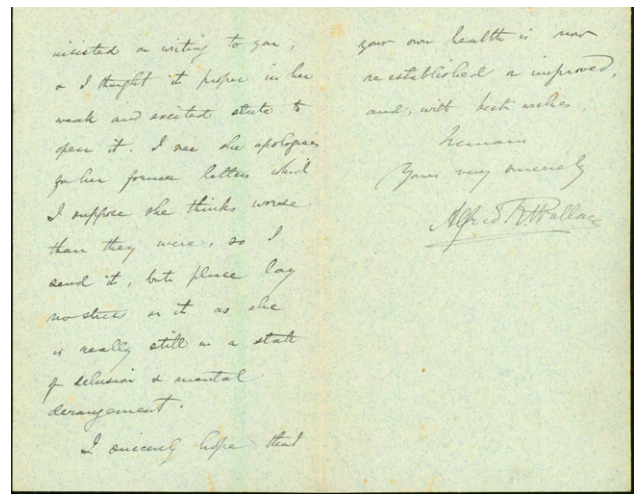
### To Marianne North, on his Wife's Mental Illness

154. **Wallace, Alfred Russel (1823-1913)**. Auto-graph letter signed to Miss [Marianne] North (1830-90). Frith Hill, Godalming, Dec. 14, 1888. 2-1/2pp. Light soiling along folds, but very good.

\$1250

To the naturalist and botanical artist Marianne North, regarding a bout of mental illness suffered by his wife:

My wife has been suffering from an extraordinary brain-disease the last month or more, & at the commencement of it she wrote you some letters, very wild I fear, but she was not responsible for her thoughts



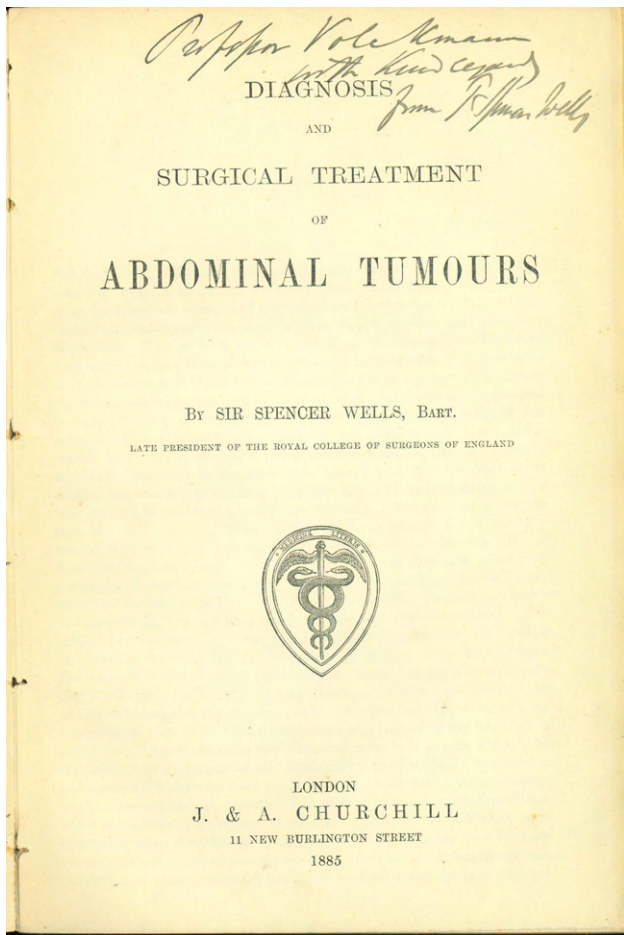
or actions. Her illness has now come to a crisis, but I hope it has turned & that she will soon get better.

Marianne North is best known for her paintings of the flora of the world made during her extensive travels around the globe. Her paintings, remarkable for their scientific accuracy, are now housed in the Marianne North Gallery of Botanic Art in Kew Gardens. The Wallaces were old acquaintances of Miss North, and had spent part of the previous summer at her cottage in Gloucestershire. Raby, *Alfred Russel Wallace*, p. 252. 40461

### Presentation Copy

155. **Wells, Sir Thomas Spencer (1818-97)**. Diagnosis and surgical treatment of abdominal tumours. 8vo. vi, [2], 216pp. Text illustrations. London: J. & A. Churchill. 1885. 225 x 150 mm. Original printed boards, cloth backstrip, slight wear. Light toning, but very good. *Presentation copy, inscribed by Wells on the title*: "Professor Volkmann with kind regards from T. Spencer Wells." The recipient was most likely surgeon Richard von Volkmann (1830-89); see G-M 2126, 3470, 5617. \$1250

**First Edition.** Wells, the pioneering gynecological surgeon, was responsible for establishing ovariectomy as an accepted surgical procedure; he has also been called the originator of modern abdominal surgery (by D'Arcy Power), because the technique governing the operation of ovariectomy, combined with Listerian principles, has been applied to operative procedures on all the other abdominal viscera. His *Diagnosis and Surgical Treatment of Abdominal Tumours*, a work written for medical students, "summarized the history of ovariectomy and reviewed his own vast experience of the operation. He discussed the antiseptic method fully and considered the influence of this on abdominal surgery. In addition he gave in this small volume brief accounts of his experiences on the surgery of organs other than the ovary

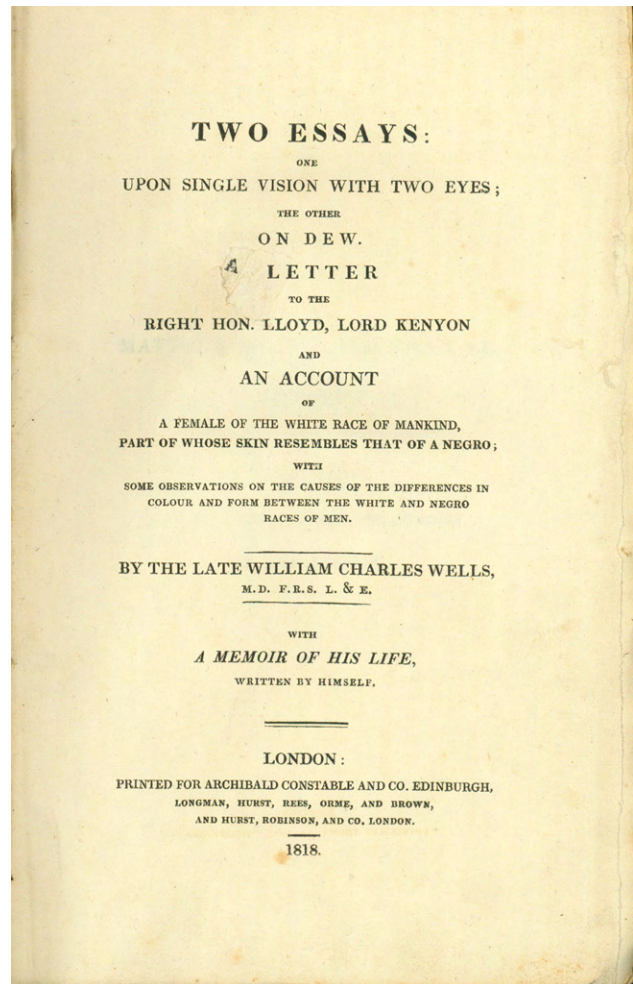


and uterus. Certain cases are recorded here which do not appear elsewhere” (Shepherd, *Spencer Wells*, p. 110). 33710

### *First Recognizable Statement of the Principle of Natural Selection*

156. **Wells, William Charles (1757-1817)**. Two essays: One upon single vision with two eyes; the other on dew. A letter to the Right Hon. Lloyd, Lord Kenyon and an account of a female of the white race of mankind, part of whose skin resembles that of a negro, . . . 8vo. London: Archibald Constable & Co. [etc.], 1818. [2] lxxiv [2], 439 [1] pp. 225 x 138 mm. Original boards, printed paper spine label, upper extremity of spine chipped, hinges cracking. Fine apart from minor foxing. Boxed. \$1250

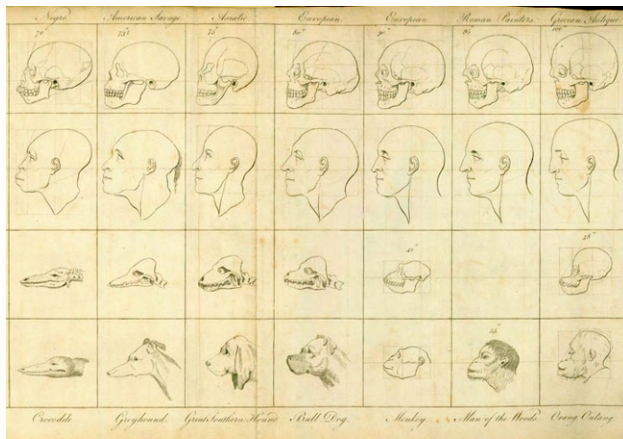
**First Edition** of Wells’s “Account of a female of the white race. . .,” which contains the first recognizable statement of the principle of natural selection. G-M 216.2. In his study of an albino negro woman, Wells assumed a biological evolution of the human species, drawing an analogy between man’s selective breeding of domestic animal varieties and nature’s selection of varieties of men best suited to various



climates. Darwin was not familiar with Wells’s paper when he published the first edition of the *Origin*, but it was later called to his attention, and Darwin paid tribute to Wells’s pioneering statement in the historical introduction to the third edition of the *Origin*. Wells’s paper is contained in the **First Collected Edition** of his essays on binocular vision and on dew formation, both of which represented advances in the knowledge of these subjects. DSB. Norman 2200. 37710

157. **White, Charles (1728-1813)**. An account of the regular gradation in man, and in different animals and vegetables; and from the former to the latter. 4to. xii, 146, [cxxxix] cxl-clxvi pp. Pages ix-xii bound after p. 146; pages [cxxxix]-clxvi bound after p. 138. 4 engraved plates numbered 1-4; plates 1-3 folding. London: C. Dilly, 1799. 293 x 228 mm.). 20<sup>th</sup> cent. half calf, marbled boards. Light browning, but very good. \$1500

**First Edition.** White was a prominent surgeon and obstetrician. Stimulated by John Hunter, White studied gradation in animals and plants and argued against the idea that



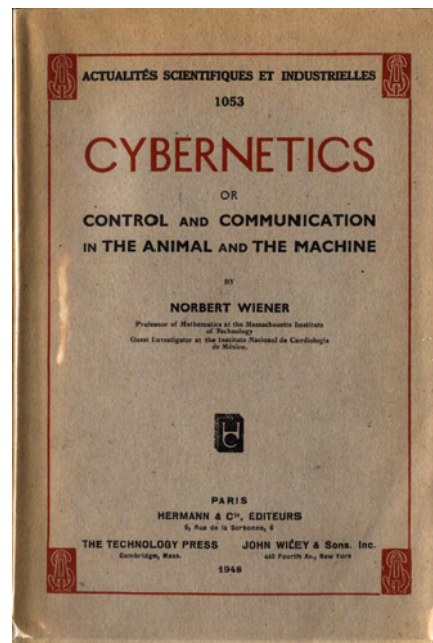
acquired characteristics could be inherited. He used anatomical evidence in an attempt to prove that Europeans, Asians, Americans and Africans constituted four separate species in the “great chain of being,” with blacks occupying a place closer to apes than to whites. Although White himself opposed slavery, his “scientific” arguments were used by pro-slavery forces to justify their position. White’s work was unknown to Darwin. *Dictionary of Scientific Biography*. Norman 2234. 40425

### *First Published Book to Discuss Electronic Digital Computing*

158. **Wiener, Norbert (1894-1964)**. *Cybernetics or control and communication in the animal and the machine*. 8vo. 194 [2]pp. Paris: Hermann et Cie., 1948. 252 x 166 mm. Original wrappers, slightly worn & chipped. Lightly browned but very good. Preserved in a cloth folding box. \$1500

**Rare First Edition**, published in France; the New York edition published by John Wiley was offset from the sheets of the Hermann edition. *Cybernetics* was the first conventionally published book, rather than a technical report, to include a serious discussion of electronic digital computing. Wiener, independently of Claude Shannon, conceived of communications engineering as a brand of statistical physics, and applied this viewpoint to the concept of information. However, while Shannon concentrated mainly on applications of information theory to communications, Wiener stressed its application to control problems involving other physical and complicated biological phenomena—indeed, what made *Cybernetics* so significant was Wiener’s

synthesis under his name of a vast variety of new developments that occurred in the 1930s and 1940s in modern technology and science. These were the times when there were rapid advances in computers, new findings in neurophysiology, tremendous progress in the development of communication systems, servomechanisms and other automation, new

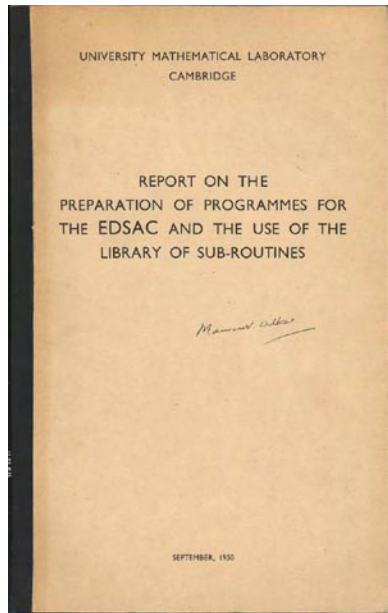


predictive methods connected with antiaircraft artillery. Wiener conceived all this rightly as a progress of a single science of “control.” In fact the new breed of technological inventions of what came to be called information machines—which include computers and all means of communication—may be compared with the nervous system of an organism that serves the purpose of controlling its environment. . . . Information theory clearly plays an important role in Wiener’s cybernetics, but what Wiener considered information theory is a more general scientific discipline than what is usually regarded in the United States, where information theory is more or less synonymous with coding theory. Wiener with his profound background in theoretical physics, particularly in Gibbsian statistical mechanics, knew that the entropy function has been around since the time of Boltzmann and that Szilard showed that information can be used to decrease physical entropy (Watanabe 1985, 215–216).

Wiener’s chapter on “Time series, information, and communication” contained the first publication of Wiener’s formula describing the probability density of continuous information. This is remarkably close to Shannon’s formula dealing with discrete time published in “A mathematical theory of communication” (1948). *Cybernetics* also contained a chapter on “Computing machines and the nervous system.” This was a theoretical discussion, influenced by McCulloch and Pitts, of differences and similarities between information processing in the electronic computer and the human brain. It contains a discussion of the difference between human memory and the different computer memories then available. Tacked on at the end of *Cybernetics* were speculations

by Wiener about building a chess-playing computer, predating Shannon's first paper on the topic.

*Cybernetics* is a peculiar, rambling blend of popular and highly technical writing, ranging from history to philosophy, to mathematics, to information and communication theory, to computer science, and to biology. Reflecting the amazingly wide range of the author's interests, it represented an interdisciplinary approach to information systems both in biology and machines. It influenced a generation of scientists working in a wide range of disciplines. In it were the roots of various elements of computer science, which by the mid-1950s had broken off from cybernetics to form their own specialties. Among these separate disciplines were information theory, computer learning, and artificial intelligence. Minsky 1963, 519. *Origins of Cyberspace* 991. DSB. Heims, *John von Neumann and Norbert Wiener*, pp. 300-301. 39500

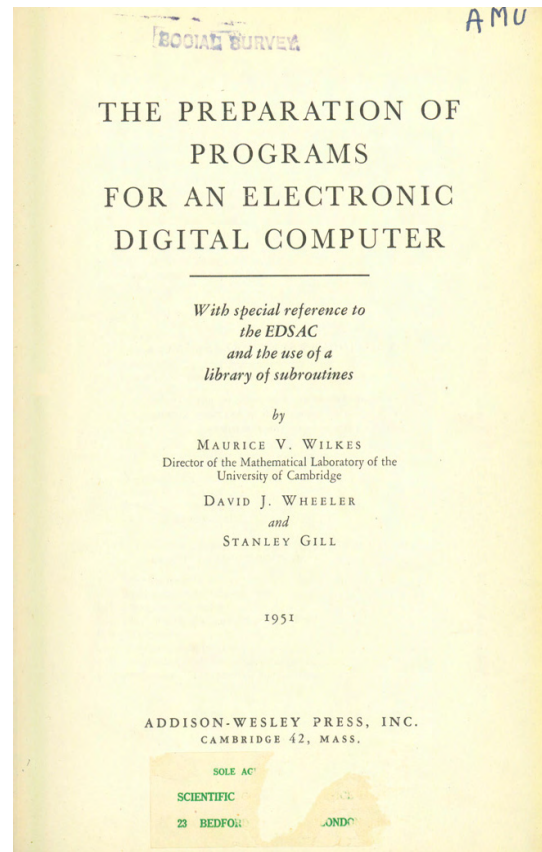


### *First Report on Programming an Operational Stored-Program Computer*

159. **Wilkes, Maurice (1913- ) et al.** Report on the preparation of programmes for the EDSAC and the use of the library of subroutines. Dittoed document in two colors. [3], 40 [2], 26, 39, xi ff. 323 x 201 mm. N.p., 1950. Original tan printed wrappers, cloth spine. Signed by Wilkes on the front wrapper. Boxed. Laid in are a single dittoed errata sheet and a two-sheet dittoed and stapled document titled "University Mathematical Laboratory, Cambridge. Applications of the EDSAC, to 1st September 1950," describing supplementary

material. Provenance: Andrew D. Booth. Occasional insignificant spotting. \$25,000

**First Edition.** The first report on how to program an operational stored-program computer. It was prepared by Wilkes and a fifteen-man team of researchers at Cambridge's University Mathematical Laboratory, and distributed to no more than one hundred people—"everyone we thought would be interested, both in the United Kingdom and abroad" (Wilkes 1985, 149). The material in this dittoed report was published with very few changes in Wilkes, Wheeler, and Gill's *Preparation of Programs for an Electronic Digital Computer* (1951), **which we have included as the following item in this catalogue.** *Origins of Cyberspace* 1027. 39248



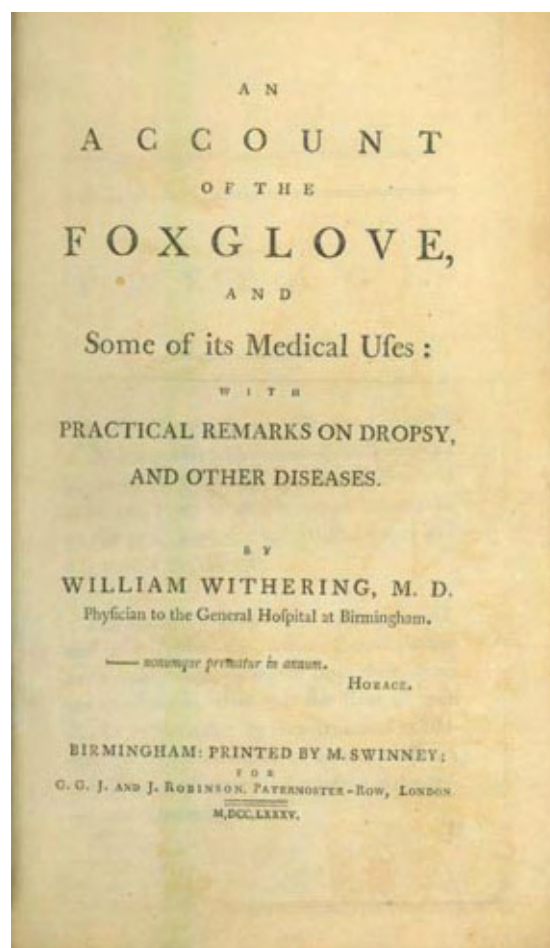
160. **Wilkes, Maurice W. (1913- ); Wheeler, David J. (1927- ); & Gill, Stanley.** The preparation of programs for an electronic digital computer. 8vo. [14, incl. frontispieces], 167, [3]pp. Cambridge, MA: Addison-Wesley, [1951]. 228 x 152 mm. Original cloth. Library stamps on endpapers, half-title, title and a few other leaves; traces of library label on inside front cover; label of L. J. Comrie's Scientific Computing Service (the British distributors of this title) partially removed from title; a few corrections in ink throughout. \$450

**First Edition** of the first textbook on computer programming and software: **the published version of the previous item in this catalogue.** Wilkes designed and built Cambridge University's EDSAC—the first stored-program computer—and, with the assistance of Wheeler and Gill, invented for it a programming system based on subroutines. “EDSAC holds a prime place in the history of the world's first computers, not only because it was the first full-scale operational electronic digital computer, but because its ability to construct programs from relocatable subroutines, and to link them together at load time, provided a model for almost all others to follow. The model was well explained by one of the most influential textbooks of this early era, *The Preparation of Programs for an Electronic Digital Computer*. . . . The form of constructing programs and how they should be linked together to form a load module, as described in this book, reappears many times for different computers being constructed in different countries. It provided the basic ideas as to how one should go about creating a computing system” (Williams, *Hist. Computing Technology*, p. 337; see also pp. 331-38). Lee, *Computer Pioneers*, pp. 730-35. *Origins of Cyberspace* 1030. 39506

## Digitalis

161. **Withering, William (1741-99).** (1) An account of the foxglove, and some of its medical uses. . . [2], xx, [2], 207, [1]pp. Large folding engraved fronts. by James Sowerby, version with the artist's name and with lower leaves pointing to the left. Birmingham: printed by M. Swinney for G. G. J. & J. Robinson, London, 1785. Frontispiece skillfully repaired. (2) Withering. An account of the scarlet fever and sore throat, or scarlatina anginosa, . . . 8vo. [2], 127, [1]pp. Birmingham: M. Swinney for G. G. Robinson, 1793. Possibly lacking half-title. Together 2 works, 210 x 128 mm., bound together in quarter calf c. 1793, marbled boards, rebacked. Engraved bookplate. Preserved in a cloth slipcase. The Honeyman copy. \$18,500

(1) **First Edition** of Withering's classic report on the discovery of the efficacy of digitalis in heart diseases, and one of the first modern clinical studies of a drug. Withering's work contains the results of ten years of observations and clinical trials: of the 158 patients he treated with the foxglove, 101, who suffered from congestive heart failure, experienced relief after treatment with the drug, which is today known as digitalis after the foxglove's Latin name, *Digitalis purpurea*. Modern analysis of Withering's case reports suggests that many of the 57 other cases, such as those with pulmonary tuberculosis, did not involve diseases amenable to treatment with digitalis. Withering himself was aware that



these factors might be affecting his results and warned against generalizing on the basis of his cases.

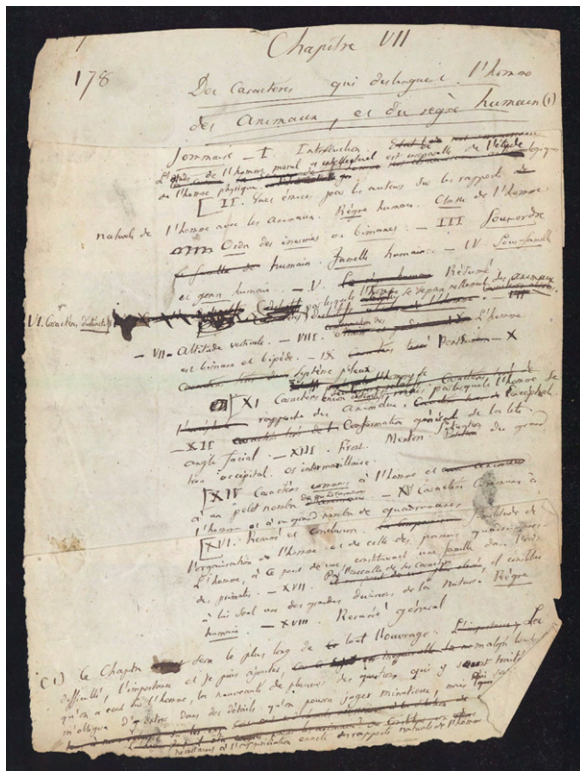
Over the ten years of his researches on digitalis, Withering derived what he believed to be the optimum quantity of a single dosage—an amount only slightly less active than the tablet used in contemporary practice. The incidence of side effects of the drug declined as Withering gained clinical experience; Estes and White observed that “it appears that the overall incidence of side effects attributable to digitalis in Withering's patients approximates the incidence recorded by physicians today. One could learn to use digitalis effectively and safely if one had no other text than Withering's *Account of the Foxglove*.”

Withering honestly recorded both successes and failures in his trials . . . He stressed that care must be taken in adjusting the dose, and he accurately described the signs and symptoms of digitalis toxicity and established clear guidelines for its rational use. Despite Withering's modest but definite claims for the efficacy of the foxglove, the drug became for nineteenth century clinicians a kind of panacea . . . Only in the past few decades has the real merit of Withering's work on the foxglove been recognized (*Dictionary of Scientific Biography*).



Le Fanu, *Notable Medical Books in the Lilly Library* 139 points out that the frontispiece is colored in some copies but not all. There are two versions of the plate: one, with artist's name and with lower leaves pointing to the left, was copied from the original which Sowerby had engraved for Curtis's *Flora Londinensis*; the other is the original version borrowed from Curtis, without artist's name and with lower leaves pointing to the right; our copy represents the former. Garrison-Morton 1836 and 2734.31. Estes & White, "William Withering and the purple foxglove," *Scientific American* 212 (1965), pp. 110-119. Henrey 1505. Hunt II, 676. Norman 2255. 40287

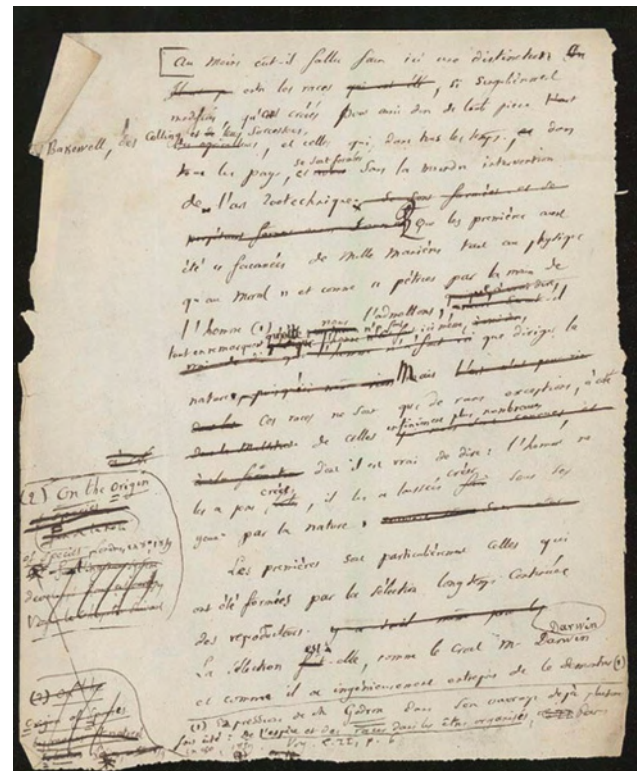
(2) Second edition, first published in 1779. A return to the subject of Withering's medical thesis of 1766, his first published work. See G-M 5079. 40287



*Original Manuscripts on the Theory of Species and Varieties, and the Comparison of Man with Lower Animals, Contemporaneous with Darwin*

162. **Geoffroy Saint-Hilaire, Isidore (1805-61).** (1) Histoire naturelle générale des règnes organiques, principalement étudiée chez l'homme et les animaux. **Auto-graph manuscript draft**, extensively revised and corrected, consisting of 10 chapters of the work, as listed below. Approx. 425ff., some of the chapters in loose wrappers inscribed with titles and subtitles. N.p., ca. 1858-1861. Some browning and dust-soiling, edges a bit frayed, but very good. (2) Histoire naturelle générale des règnes organiques, principalement étudiée chez l'homme et les animaux. 3 vols., 8vo. [4], xxiii, 455; [4], 523; [4], 539pp. Paris: Librairie de Victor Masson, 1854-62. 236 x 152 mm. Quarter calf, marbled boards ca. 1862, lightly rubbed, 2 or 3 corners bumped. Insignificant foxing, bookplate removed from one volume. Ownership stamp of F. G. Brooks in all three volumes. \$37,500

The decades prior to the publication of Darwin's *On the Origin of Species* (1859) saw the rise of an ongoing and



Chapter XX, page 551 of the manuscript, with Geoffroy Saint-Hilaire's reference to Darwin's *On the Origin of Species* in the left margin.

multifaceted debate among European scientists on the question of species, in particular the evolution of life forms. Arguments ranged from the transformist theories of Lamarck and Etienne Geoffroy Saint-Hilaire, who claimed that new habits and environments could bring about heritable structural changes in organisms, to the essentialist ideas of Cuvier and his followers, who believed that species did not change over time. A major participant in this debate was Isidore Geoffroy Saint-Hilaire, son of Etienne and author of important works on teratology (a term he coined) and zoology. Drawing on his researches, Isidore formulated a theory of limited variability of type that

viewed the organism as anchored by a specific type, an idealized rather than real form, which constituted a fixed point around which the oscillations of nature played. . . . [The theory] was bolstered by much empirical evidence including animal hybridization experiments undertaken at the menagerie of the Muséum National d'Histoire Naturelle. It was also supported by exhaustive taxonomic work on teratological anomalies and comparisons with lesser morphological variations (*New Dictionary of Scientific Biography*).

Isidore Geoffroy Saint-Hilaire's biological ideas fall within the school of French transformism, the influence of which

militated against the acceptance of Darwinian evolution in France. Isidore himself did not comment extensively on Darwin's theory of natural selection, although the *Histoire naturelle générale* contains a few references to Darwin's work—see in particular Vol. III, chapter 20, pp. 551 and 552 of our manuscript. Posthumous sources “make clear his reservations about Darwin's evolutionary theory, and like so many others he could not accept natural selection as a sufficient engine of biological diversity” (*New Dictionary of Scientific Biography*).

The final expression of Isidore Geoffroy Saint-Hilaire's theory of limited variability of type can be found in his *Histoire naturelle générale des règnes organiques*, a work that he began publishing in 1854 and left unfinished at his death seven years later, and of which we are offering key portions of the manuscript. According to the work's “Division de l'ouvrage” (Vol. I, pp. xx-xxiii), the *Histoire naturelle générale* was to have consisted of six sections ranging from an “Introduction historique” to an essay on “Philosophie naturelle,” combining to form a single grand system of biology. However, Isidore was able to complete only the first section and two *livres* of the second, leaving the final three chapters in manuscript at his death. The work was issued in three volumes, with the second part of Vol. III appearing posthumously.

Our manuscript consists of ten chapters of the *Histoire naturelle générale*, all of which form part of the work's “Seconde partie” (Part Two), devoted to “Notions biologiques fondamentales” (Fundamental biological ideas). This part is divided into two *livres*, the first of which is titled “Des règnes organiques” (The organic realms). Our manuscript includes the seventh and final chapter of this *livre*, “Des caractères qui distinguent l'homme des animaux, et du règne humain” (On the characteristics that distinguish men from animals, and on the human kingdom). Within this chapter are nineteen sections discussing man's intellectual and moral qualities, the biological classification of the human species, and the characteristics that distinguish humans from the rest of the animal kingdom. The last three paragraphs of the chapter are not present in the manuscript.

The remaining nine chapters present in our manuscript—chapters 3-7 of Volume II and 17-20 of Volume III—are all from the second *livre* of Part Two, titled “De l'espèce chez les êtres organisés” (On species in organized beings). Chapters 3-7 of Volume II contain a detailed discussion of the notion of species and of the evolution of the species concept from ancient times to the mid-nineteenth century, together with an analysis of the views of important writers on the subject, and Isidore's own definition of the term. Chapter 3 lacks all of its third section and the first 2-1/2 lines of its fourth; chapter 6 does not include the long “Note bibliographique” found at the end of the printed version. Chapters 17-19 of Volume III form part of Isidore's discussion of limited variability of type, as demonstrated in domesticated species, species that have reverted from domesticity to a wild

state, and undomesticated species affected by human influence. Chapter 20, which the author left unfinished, contains his conclusion in favor of his theory of limited variability and his responses to arguments against it. A note at the end of Volume III of the printed work indicates that the final three chapters were printed directly from the manuscript “sans additions ni retranchements” (without additions or revisions).

The more than 420 pages of manuscript that we offer represent very significant essays on key topics concerning evolution in man and animals. They include major essays on species and variation, and on anthropology. The manuscript pages are riddled with corrections, deletions, and revisions. Though they do not represent the complete manuscript of Geoffroy Saint Hilaire's published work, each of these lengthy chapters is a significant work in itself. Together this collection of manuscripts represents the most extensive original manuscript on evolution in the nineteenth century to be offered for sale in decades. Mayr, *The Growth of Biological Thought*, pp. 362-371. 40416

A tabular comparison of the manuscript to the printed text of *Histoire naturelle générale des règnes organique* (provided with the manuscript) is available.